

TUMOUR REGISTRY

SIRIRAJ CANCER CENTER



STATISTICAL REPORT

2002

FACULTY OF MEDICINE SIRIRAJ HOSPITAL
MAHIDOL UNIVERSITY

ISSN 00857 - 3840

INTRODUCTION

TUMOUR REGISTRY

SIRIRAJ CANCER CENTER



STATISTICAL REPORT

2002

FACULTY OF MEDICINE SIRIRAJ HOSPITAL
MAHIDOL UNIVERSITY


ISSN 00857 - 3840

INTRODUCTION

This volume of cancer statistic report is of the year 2002. The report was compiled from data collected from every new cancer patients registered in all department of Siriraj Hospital in the year 2002. That is, it is the hospital-base statistic, and it should be interpreted with caution if one would like to extrapolate this data for other uses. The data is quite informative for those who are interested in oncology and those faculty members who are planning for human resource, personal development and research in oncology.

This report has been made possible by the collaboration of all departments in Siriraj Hospital and also by numerous persons within the hospital. Thanks must go to all faculty members for their contribution in regularity and completeness of patient record forms. I also would like to thank doctor K. Amornpichetkul MD. and V. Vootiprux MD. For his valuable assistance.

Finally, Mrs. K. Neovakul and all the registry staffs, consultants, and volunteer in the record department are to be praised for their diligence and untiring enthusiasm in the performance of their duties in processing the data upon which this volume is based.



Kris Bhothisuwan MD.

Chairman

Siriraj Cancer Center

Faculty of Medicine Siriraj Hospital

Mahidol University

Bangkok 10700

THAILAND

2002

TABLE I
NUMBER OF PATIENT

Type of patient	No. of Cases
Total No. of Out Patients	1,964,430
Total No. of New Patients	145,256
Total No. of New Patients with Malignancy	4,293

The Cancer case are 2.96% of all new patients

TABLE II
DIAGNOSIS

Diagnosed by	Number	Percentage
Histological proved	4,060	95.27
Clinical & X-ray	203	4.73
Total	4,293	100.00

TABLE III
NUMBER OF MALIGNANT NEOPLASM BY AGE AND SEX

AGE-group	MALE		FEMALE		TOTAL	
	No	%	No	%	No	%
ALL AGE	1,792	100.00	2,501	100.00	4,293	100.00
NOT RECORD	2	0.11	9	0.36	11	0.26
1+	29	1.62	22	0.88	51	1.19
5+	26	1.45	21	0.84	47	1.09
10+	33	1.84	21	0.84	54	1.26
15+	31	1.73	24	0.96	55	1.28
20+	26	1.45	40	1.60	66	1.54
25+	39	2.18	55	2.20	94	2.19
30+	45	2.51	113	4.52	158	3.68
35+	70	3.91	212	8.48	282	6.57
40+	108	6.03	278	11.12	386	8.99
45+	146	8.15	312	12.48	458	10.67
50+	163	9.10	294	11.76	457	10.65
55+	176	9.83	275	11.00	453	10.55
60+	225	12.56	239	9.56	464	10.81
65+	208	11.61	207	8.28	415	9.67
70+	232	12.95	194	7.76	426	9.92
75+	140	7.81	101	4.04	241	5.61
80+	57	3.18	56	2.24	113	2.63
85+	28	1.56	18	0.72	46	1.07
90+	4	0.22	9	0.36	13	0.30
95+	2	0.11	1	0.04	3	0.07

TABLE III.I

NUMBER OF MALIGNANCY BY AGE

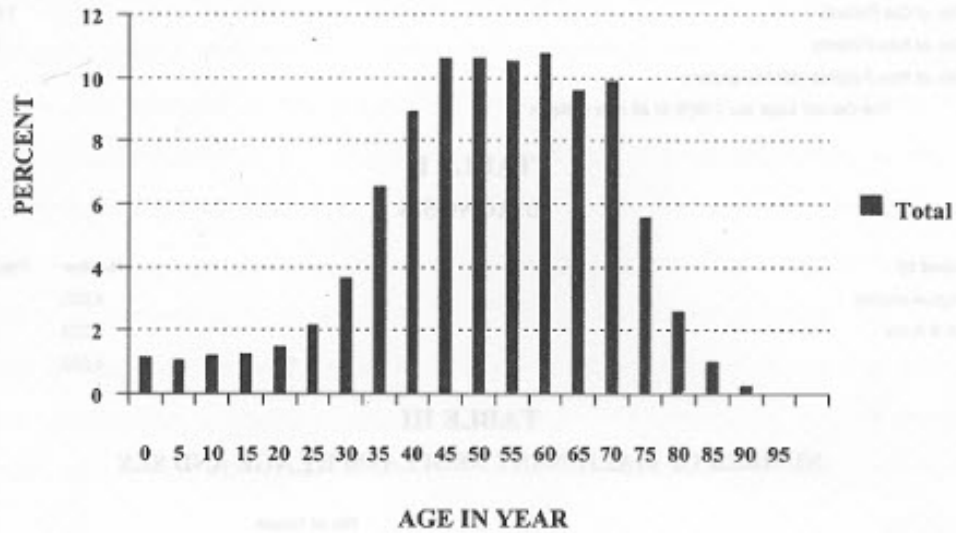


TABLE III.II

NUMBER OF MALIGNANCY BY AGE AND SEX



CODE	SITE	No. of Cases			%
		M	F	T	
C21.1	Anal canal	2	1	3	0.07
C22.0	Liver cell ca	84	24	108	2.52
C22.1	Cholangio ca	31	15	46	1.07
C22.9	Liver, unspecified	8	2	10	0.23
C23	Gallbladder	8	5	13	0.30
C24.0	Bile duct	2	1	3	0.07
C24.1	Ampular of Vater	8	2	10	0.23
C25.0	Pancreas Head	10	10	20	0.47
C25.2	Pancreas tail	0	1	1	0.02
C25.9	Pancreas, unspecified	5	6	11	0.26
C30-C39	Malignant Neoplasm of Respiratory & Intra-thoracic Organ	289	99	388	9.04
C30.0	Nasal cavity	5	6	11	0.26
C31.0	Maxillary sinus	6	5	11	0.26
C31.1	Ethmoid sinus	3	0	3	0.07
C32.0	Glottis	21	5	26	0.61
C32.1	Supraglottis	15	0	15	0.35
C32.2	Subglottis	1	0	1	0.02
C32.8	Larynx overlap	4	0	4	0.09
C32.9	Larynx, unspecified	13	1	14	0.33
C33	Trachea	1	0	1	0.02
C34.1	Lung upper lobe	17	7	24	0.56
C34.2	Lung middle lobe	1	0	1	0.02
C34.3	Lung lower lobe	9	4	13	0.30
C34.9	Lung, unspecified	183	69	252	5.87
C37	Thymus	5	1	6	0.14
C38.1	Anterior mediastinum	3	1	4	0.09
C38.3	Medias, unspecified	2	0	2	0.05
C40-C50	Malignant Neoplasm of Bone, Cartilage, Skin, Soft Tissue, Breast	140	623	763	17.77
C40.0	Long bone, upper limb	1	0	1	0.02
C40.1	Short bone, upper limb	4	1	5	0.12
C40.2	Long bone, lower limb	14	10	24	0.56
C40.3	Short bone, lower limb	1	0	1	0.02
C40.9	Bone, unspecified	21	17	38	0.89
C41.1	Mandible	1	0	1	0.02
C41.3	Rib, sternum, clavicle	0	1	1	0.02
C41.4	Pelvic bone	0	2	2	0.05
C43.1	Melanoma eye lid	2	1	3	0.07
C43.4	Melanoma of scalp and neck	0	1	1	0.02
C43.5	Melanoma of trunk	0	1	1	0.02
C43.6	Melanoma, upper limb	0	1	1	0.02
C43.9	Melanoma skin, unspecified	4	4	8	0.19
C44.0	Skin, lip	1	3	4	0.09
C44.1	Skin, eyelid	5	9	14	0.33
C44.2	Skin, ear	3	3	6	0.14
C44.3	Skin, face	8	18	26	0.61
C44.4	Skin, scalp	2	1	3	0.07
C44.5	Skin, trunk	1	2	3	0.07

CODE	SITE	No. of Cases			
		M	F	T	%
C44.6	Skin, upper limb	4	2	6	0.14
C44.7	Skin, lower limb	5	0	5	0.12
C44.9	Skin, unspecified	16	12	28	0.65
C45.0	Mesothelioma, peritoneum	1	0	1	0.02
C46.9	Kaposi, unspecified	2	0	2	0.05
C47.9	Peripheral nerves and autonomic nervous system, unspecified	9	6	15	0.35
C48.0	Retroperitoneum	1	0	1	0.02
C49.0	Soft tissue, head	0	1	1	0.02
C49.2	Soft tissue, lower limb	2	5	7	0.16
C49.3	Soft tissue, thorax	1	1	2	0.05
C49.4	Soft tissue, abdomen	0	1	1	0.02
C49.5	Soft tissue, pelvis	0	1	1	0.02
C49.9	Soft tissue, unspecified	20	17	37	0.86
C50.9	Breast, unspecified	11	502	513	11.95
C51-C68	Malig. Neoplasm of Genital and Urinary Tract	285	857	1,142	26.60
C51.0	Labium majus	0	1	1	0.02
C51.9	Vulva, unspecified	0	5	5	0.12
C52	vagina	0	14	14	0.33
C53.0	Endocervix	0	11	11	0.26
C53.9	Cervix, unspecified	0	562	562	13.09
C54.1	Endometrium	0	91	91	2.12
C54.9	Corpus, unspecified	0	1	1	0.02
C55	Uterus, unspecified	0	3	3	0.07
C56	Ovary	0	124	124	2.89
C58	Placenta	0	3	3	0.07
C60.9	Penis, unspecified	16	0	16	0.37
C61	Prostate	147	0	147	3.42
C62.0	Testis undescended	1	0	1	0.02
C62.9	Testis, unspecified	3	0	3	0.07
C64	Kidney	25	15	40	0.93
C65	Renal pelvis	10	8	18	0.42
C67.9	Bladder, unspecified	83	18	101	2.35
C68.0	Urethra	0	1	1	0.02
C69-C75	Malig. Neoplasm of Eye, Brain, Spinal Cord, and Endocrine Gland	74	119	193	4.50
C69.0	Conjunctiva	3	4	7	0.16
C69.2	Retina	7	9	16	0.37
C69.5	Lacrimal gland	2	0	2	0.05
C69.6	Orbit	3	5	8	0.19
C69.9	Eye, unspecified	0	1	1	0.02
C70.1	Spinal meninges	0	1	1	0.02
C71.0	Cerebrum	1	2	3	0.07
C71.1	Frontal lobe	2	3	5	0.12
C71.2	Temporal lobe	0	2	2	0.05
C71.3	Parietal lobe	0	1	1	0.02
C71.6	Cerebellum	3	1	4	0.09
C71.7	Brain, stem	1	0	1	0.02
C71.9	Brain, unspecified	32	23	55	1.28

CODE	SITE	M	No. of Cases			%
			F	T	TOTAL	
C72.0	Spinal cord	1	0	1	0.02	
C73	Thyroid gland	15	66	81	1.89	
C74.9	Adrenal, unspecified	1	0	1	0.02	
C75.1	Pituitary	1	0	1	0.02	
C75.3	Pineal gland	2	1	3	0.07	
C76-C80	Malignant Neoplasm of Ill-Defined, Secondary and Unspecified Site	97	110	207	4.82	
C77.3	Lymphnode, axillary	0	1	1	0.02	
C77.4	Lymphnode, inguinal	1	0	1	0.02	
C77.9	Lymphnode, unspecified	17	22	39	0.91	
C80	Without specified of site	79	87	166	3.87	
C47	Malignant Neoplasm of Peripheral Nerve and Autonomic Nervous System					
C81-C86	Malignant Neoplasm of Lymphoid, Haematologic and Related Tissue	263	268	531	12.37	
C81.9	Hodgkin's disease	8	5	13	0.30	
C82.0	Small cleaved cell, follicular	0	1	1	0.02	
C82.9	Follic Lymphoma, unspecified	2	3	5	0.12	
C83.0	Lymphoma diffuse small	2	3	5	0.12	
C83.2	Lymphoma diffuse mixed	9	8	17	0.40	
C83.3	Lymphoma diffuse large	12	7	19	0.44	
C83.5	Lymphoblastic Lymphoma	1	0	1	0.02	
C83.7	Burkitt's tumour	2	1	3	0.07	
C84.0	Mycosis Fungoid	2	1	3	0.07	
C84.4	T-cell lymphoma	1	2	3	0.07	
C85.9	Lymphoma, unspecified	74	84	158	3.68	
C90	Multiple myeloma	26	26	52	1.21	
C90.2	Plasmacytoma	1	0	1	0.02	
C91	Acute lymphoblastic leukaemia	47	32	79	1.84	
C91.1	Chronic lymphocytic leukaemia	10	2	12	0.28	
C92.0	Acute myeloid leukaemia	16	27	43	1.00	
C92.1	Chronic myeloid leukaemia	29	24	53	1.23	
C92.4	Acute promyelocytic leukaemia	0	1	1	0.02	
C92.5	Acute myelomonocytic leukaemia	2	3	5	0.12	
C93.0	Acute monocytic leukaemia	0	3	3	0.07	
C95.0	Leukaemia, unspecified	19	33	52	1.21	
C96.1	Histiocytosis	0	2	2	0.05	
C80.0	Neoplasm of unspecified site					
C80.1	Infiltrating duct carcinoma					
C80.2	Intraductal papillary adenocarcinoma					
C80.3	Lobular carcinoma					
C80.4	Intraductal papillary carcinoma					
C80.5	Intraductal papillary carcinoma					
C80.6	Intraductal papillary carcinoma					
C80.7	Intraductal papillary carcinoma					
C80.8	Intraductal papillary carcinoma					
C80.9	Intraductal papillary carcinoma					
C81	Malignant neoplasm of lymphoid					
C81.0	Hodgkin's disease					
C81.1	Hodgkin's disease					
C81.2	Hodgkin's disease					
C81.3	Hodgkin's disease					
C81.4	Hodgkin's disease					
C81.5	Hodgkin's disease					
C81.6	Hodgkin's disease					
C81.7	Hodgkin's disease					
C81.8	Hodgkin's disease					
C81.9	Hodgkin's disease					
C82	Malignant neoplasm of lymphoid					
C82.0	Small cleaved cell, follicular					
C82.1	Small cleaved cell, follicular					
C82.2	Small cleaved cell, follicular					
C82.3	Small cleaved cell, follicular					
C82.4	Small cleaved cell, follicular					
C82.5	Small cleaved cell, follicular					
C82.6	Small cleaved cell, follicular					
C82.7	Small cleaved cell, follicular					
C82.8	Small cleaved cell, follicular					
C82.9	Small cleaved cell, follicular					
C83	Malignant neoplasm of lymphoid					
C83.0	Lymphoma diffuse small					
C83.1	Lymphoma diffuse small					
C83.2	Lymphoma diffuse mixed					
C83.3	Lymphoma diffuse large					
C83.4	Lymphoma diffuse large					
C83.5	Lymphoblastic Lymphoma					
C83.6	Lymphoblastic Lymphoma					
C83.7	Burkitt's tumour					
C83.8	Burkitt's tumour					
C83.9	Burkitt's tumour					
C84	Malignant neoplasm of lymphoid					
C84.0	Mycosis Fungoid					
C84.1	Mycosis Fungoid					
C84.2	Mycosis Fungoid					
C84.3	Mycosis Fungoid					
C84.4	T-cell lymphoma					
C84.5	T-cell lymphoma					
C84.6	T-cell lymphoma					
C84.7	T-cell lymphoma					
C84.8	T-cell lymphoma					
C84.9	T-cell lymphoma					
C85	Malignant neoplasm of lymphoid					
C85.0	Lymphoma, unspecified					
C85.1	Lymphoma, unspecified					
C85.2	Lymphoma, unspecified					
C85.3	Lymphoma, unspecified					
C85.4	Lymphoma, unspecified					
C85.5	Lymphoma, unspecified					
C85.6	Lymphoma, unspecified					
C85.7	Lymphoma, unspecified					
C85.8	Lymphoma, unspecified					
C85.9	Lymphoma, unspecified					
C86	Malignant neoplasm of lymphoid					
C86.0	Without specified of site					
C86.1	Without specified of site					
C86.2	Without specified of site					
C86.3	Without specified of site					
C86.4	Without specified of site					
C86.5	Without specified of site					
C86.6	Without specified of site					
C86.7	Without specified of site					
C86.8	Without specified of site					
C86.9	Without specified of site					

TABLE V
PATHOLOGY ACCORDING TO SITE

		No. of Cases		TOTAL
		MALE	FEMALE	
C00	MALIGNANT NEOPLASM OF LIP	1	10	11
	8070/3 SQUAMOUS CELL CARCINOMA	1	10	11
C01-C02	MALIGNANT NEOPLASM OF TONGUE	52	20	72
	8000/3 NEOPLASM, MALIGNANT, NOS	4	0	4
	8070/3 SQUAMOUS CELL CARCINOMA	45	19	64
	8430/3 MUCOEPIDERMOID CARCINOMA	1	1	2
	8801/3 SPINDLE CELL SARCOMA	1	0	1
	9150/3 HAEMANGIOPERICYTOMA	1	0	1
C03-C06	MALIGNANT NEOPLASM OF GUM, FLOOR OF MOUTH, PALATE AND OTHER UNSPECIFIED PART OF MOUTH	42	41	83
	8000/3 NEOPLASM, MALIGNANT, NOS	1	0	1
	8001/3 TUMOUR CELL, MALIGNANT	0	1	1
	8010/3 CARCINOMA	0	1	1
	8051/3 VERRUCOUS CARCINOMA	2	2	4
	8070/3 SQUAMOUS CELL CARCINOMA	38	33	71
	8140/3 ADENOCARCINOMA	0	1	1
	8200/3 ADENOID CYSTIC CARCINOMA	0	1	1
	8430/3 MUCOEPIDERMOID CARCINOMA	0	1	1
	8720/3 MALIGNANT MELANOMA	0	1	1
	9270/3 ODONTOGENIC TUMOUR	1	0	1
C07-C08	MALIGNANT NEOPLASM PAROTID AND OTHER MAJOR SALIVARY GLAND	9	8	17
	8020/3 CARCINOMA, UNDIFFERENTIATED	1	0	1
	8032/3 SPINDLE CELL CA	0	1	1
	8140/3 ADENOCARCINOMA	2	3	5
	8200/3 ADENOID CYSTIC CARCINOMA	1	1	2
	8430/3 MUCOEPIDERMOID CARCINOMA	1	1	2
	8550/3 ACINIC CELL CARCINOMA	4	0	4
	9670/3 MALIGNANT LYMPHOMA, SMALL LYMPHOCYTIC	0	1	1
	9680/3 MALIGNANT LYMPHOMA, LARGE CELL DIFFUSE	0	1	1
C09	MALIGNANT NEOPLASM OF TONSIL	24	9	33
	8020/3 CARCINOMA, UNDIFFERENTIATED	1	1	2
	8070/3 SQUAMOUS CELL CARCINOMA	20	6	26
	9590/3 MALIGNANT LYMPHOMA	0	1	1
	9675/3 MALIGNANT LYMPHOMA, MIXED SMALL AND LARGE CELL, DIFFUSE	1	0	1
	9680/3 MALIGNANT LYMPHOMA, LARGE CELL DIFFUSE	2	1	3
C10	MALIGNANT NEOPLASM OF OROPHARYNX	4	1	5
	8070/3 SQUAMOUS CELL CARCINOMA	3	1	4
	9675/3 MALIGNANT LYMPHOMA, MIXED SMALL AND LARGE CELL, DIFFUSE	1	0	1
C11	MALIGNANT NEOPLASM OF NASOPHARYNX	67	31	98
	8000/3 NEOPLASM, MALIGNANT, NOS	5	1	6
	8020/3 CARCINOMA, UNDIFFERENTIATED	22	13	35
	8070/3 SQUAMOUS CELL CARCINOMA	40	17	57
C12	MALIGNANT NEOPLASM OF PYRIFORM SINUS	21	2	23
	8070/3 SQUAMOUS CELL CARCINOMA	21	2	23
C13	MALIGNANT NEOPLASM OF HYPOPHARYNX	10	0	10
	8070/3 SQUAMOUS CELL CARCINOMA	9	0	9
	9364/3 PERIPHERAL NEUROECTODERMAL TUMOUR	1	0	1
C14	MALIGNANT NEOPLASM OF OTHER AND ILL-DEFINED SITE IN THE LIP, ORAL CAVITY AND PHARYNX	7	2	9
	8032/3 SPINDLE CELL CA	1	0	1
	8070/3 SQUAMOUS CELL CARCINOMA	5	2	7
	9590/3 MALIGNANT LYMPHOMA	1	0	1
C15	MALIGNANT NEOPLASM OF OESOPHAGUS	60	13	73
	8000/3 NEOPLASM, MALIGNANT, NOS	5	0	5
	8010/3 CARCINOMA	0	1	1
	8070/3 SQUAMOUS CELL CARCINOMA	46	12	58

		No. of Cases			
		MALE	FEMALE	TOTAL	
	8140/3	ADENOCARCINOMA	7	0	7
	8560/3	ADENOSQUAMOUS CARCINOMA	2	0	2
C16		MALIGNANT NEOPLASM OF STOMACH	33	51	84
	8000/3	NEOPLASM, MALIGNANT, NOS	1	4	5
	8020/3	CARCINOMA, UNDIFFERENTIATED	0	1	1
	8021/3	CARCINOMA, ANAPLASTIC	1	0	1
	8140/3	ADENOCARCINOMA	22	38	60
	8490/3	SIGNET RING CELL CARCINOMA	2	4	6
	8720/3	MALIGNANT MELANOMA	1	0	1
	9590/3	MALIGNANT LYMPHOMA	2	3	5
	9675/3	MALIGNANT LYMPHOMA, MIXED SMALL AND LARGE CELL, DIFFUSE	1	0	1
	9680/3	MALIGNANT LYMPHOMA, LARGE CELL, DIFFUSE	3	1	4
C17		MALIGNANT NEOPLASM SMALL INTESTINE	4	8	12
	8001/3	TUMOUR CELL, MALIGNANT	1	0	1
	8140/3	ADENOCARCINOMA	1	7	8
	8890/3	LEIOMYOSARCOMA	2	0	2
	9680/3	MALIGNANT LYMPHOMA, LARGE CELL DIFFUSE	0	1	1
C18		MALIGNANT NEOPLASM OF COLON	93	98	191
	8000/3	NEOPLASM, MALIGNANT, NOS	9	7	16
	8070/3	SQUAMOUS CELL CARCINOMA	0	2	2
	8140/3	ADENOCARCINOMA	84	87	171
	9590/3	MALIGNANT LYMPHOMA	0	1	1
	9680/3	MALIGNANT LYMPHOMA, LARGE CELL, DIFFUSE	0	1	1
C19		MALIGNANT NEOPLASM OF RETOSIGMOID	11	13	24
	8140/3	ADENOCARCINOMA	11	13	24
C20		MALIGNANT NEOPLASM OF RECTUM	49	51	100
	8000/3	NEOPLASM, MALIGNANT, NOS	5	4	9
	8020/3	CARCINOMA, UNDIFFERENTIATED	0	2	2
	8070/3	SQUAMOUS CELL CARCINOMA	0	1	1
	8140/3	ADENOCARCINOMA	44	43	87
	8480/3	MUCINOUS ADENOCARCINOMA	0	1	1
C21		MALIGNANT NEOPLASM OF ANUS AND ANAL CANAL	2	3	5
	8010/3	CARCINOMA	1	0	1
	8020/3	CARCINOMA, UNDIFFERENTIATED	1	0	1
	8070/3	SQUAMOUS CELL CARCINOMA	0	2	2
	8140/3	ADENOCARCINOMA	0	1	1
C22		MALIGNANT NEOPLASM OF LIVER AND INTRAHEPATIC BILE DUCTS	123	41	164
	8000/3	NEOPLASM, MALIGNANT, NOS	5	0	5
	8020/3	CARCINOMA, UNDIFFERENTIATED	2	2	4
	8160/3	CHOLANGIOCARCINOMA	31	15	46
	8170/3	HEPATOCELLULAR CARCINOMA	93	24	107
	8802/3	GIANT CELL SARCOMA	1	0	1
	8970/3	HEPATOBLASTOMA	1	0	1
C23		MALIGNANT NEOPLASM OF GALL BLADDER	8	5	13
	8000/3	NEOPLASM, MALIGNANT, NOS	1	0	1
	8020/3	CARCINOMA, UNDIFFERENTIATED	1	0	1
	8140/3	ADENOCARCINOMA	5	3	8
	8245/3	NEUROENDOCRINE CARCINOMA	0	1	1
	8260/3	PAPILLARY ADENOCARCINOMA	0	1	1
	8560/3	ADENOSQUAMOUS CARCINOMA	1	0	1
C24		MALIGNANT NEOPLASM OF OTHER AND UNSPECIFIED PARTS OF BILIARY TRACT	10	3	13
	8000/3	NEOPLASM, MALIGNANT, NOS	1	0	1
	8010/3	CARCINOMA	1	0	1
	8140/3	ADENOCARCINOMA	7	3	10
	8260/3	PAPILLARY ADENOCARCINOMA	1	0	1
C25		MALIGNANT NEOPLASM OF PANCREAS	15	17	32
	8000/3	NEOPLASM, MALIGNANT, NOS	9	6	15
	8010/3	CARCINOMA	1	1	2
	8140/3	ADENOCARCINOMA	4	9	13
	8550/3	ACINIC CELL CARCINOMA	0	1	1
	8801/3	SPINDLE CELL SARCOMA	1	0	1

		No. of Cases		
		MALE	FEMALE	TOTAL
C30	MALIGNANT NEOPLASM OF NASAL CAVITY AND MIDDLE EAR	5	6	11
	8020/3 CARCINOMA, UNDIFFERENTIATED	2	2	4
	8070/3 SQUAMOUS CELL CARCINOMA	2	1	3
	8140/3 ADENOCARCINOMA	0	1	1
	8200/3 ADENOID CYSTIC CARCINOMA	0	1	1
	9590/3 MALIGNANT LYMPHOMA	0	1	1
	9591/3 MALIGNANT LYMPHOMA, NON-HODGKIN	1	0	1
C31	MALIGNANT NEOPLASM OF ACCESSORY SINUSES	9	5	14
	8020/3 CARCINOMA, UNDIFFERENTIATED	1	0	1
	8062/3 PAPILLARY SQUAMOUS CELL CARCINOMA	0	1	1
	8070/3 SQUAMOUS CELL CARCINOMA	5	2	7
	8140/3 ADENOCARCINOMA	1	0	1
	8200/3 ADENOID CYSTIC CARCINOMA	1	0	1
	8830/3 MALIGNANT FIBROUS HISTIOCYTOMA	0	1	1
	9590/3 MALIGNANT LYMPHOMA	0	1	1
	9680/3 MALIGNANT LYMPHOMA, LARGE B-CELL, DIFFUSE	1	0	1
C32	MALIGNANT NEOPLASM OF LARYNX	54	6	60
	8000/3 NEOPLASM, MALIGNANT, NOS	1	0	1
	8070/3 SQUAMOUS CELL CARCINOMA	50	6	56
	8140/3 ADENOCARCINOMA	1	0	1
	9150/3 HEMANGIOPERICYTOMA, MALIGNANT	1	0	1
	9675/3 MALIGNANT LYMPHOMA, MIXED SMALL AND LARGE CELL DIFFUSE	1	0	1
C33-C34	MALIGNANT NEOPLASM OF TRACHEA BRONCHUS AND LUNG	211	80	291
	8000/3 NEOPLASM, MALIGNANT, NOS	24	7	31
	8020/3 CARCINOMA, UNDIFFERENTIATED	21	1	22
	8021/3 CARCINOMA, ANAPLASTIC	1	0	1
	8041/3 SMALL CELL CARCINOMA	20	3	23
	8046/3 NON-SMALL CELL CARCINOMA	16	6	22
	8070/3 SQUAMOUS CELL CARCINOMA	38	5	43
	8140/3 ADENOCARCINOMA	89	53	142
	8200/3 ADENOID CYSTIC CARCINOMA	0	1	1
	8251/3 ALVEOLAR ADENOCARCINOMA	1	0	1
	8260/3 PAPILLARY ADENOCARCINOMA	1	1	2
	9590/3 MALIGNANT LYMPHOMA	0	2	2
	9680/3 MALIGNANT LYMPHOMA, LARGE B-CELL, DIFFUSE	0	1	1
C37	MALIGNANT NEOPLASM OF THYMUS	5	1	6
	8580/3 THYMOMA, MALIGNANT	4	1	5
	8586/3 THYMIC CARCINOMA	1	0	1
C38	MALIGNANT NEOPLASM OF HEART, MEDIASTINUM AND PLEURA	5	1	6
	8020/3 CARCINOMA, UNDIFFERENTIATED	1	0	1
	9064/3 GERMINOMA	1	0	1
	9590/3 MALIGNANT LYMPHOMA	1	0	1
	9670/3 MALIGNANT LYMPHOMA, SMALL LYMPHOCYTIC	1	0	1
	9675/3 MALIGNANT LYMPHOMA, MIXED SMALL AND LARGE CELL DIFFUSE	0	1	1
	9680/3 MALIGNANT LYMPHOMA, LARGE CELL, DIFFUSE	1	0	1
C40-C41	MALIGNANT NEOPLASM OF BONE AND CARTILAGE	42	31	73
	8830/3 FIBROUS HISTIOCYTOMA, MALIGNANT	3	1	4
	9180/3 OSTEOSARCOMA	21	16	37
	9220/3 CHONDROSARCOMA	5	3	8
	9231/3 MYXOID CHONDROSARCOMA	1	0	1
	9250/3 GIANT CELL TUMOUR OF BONE, MALIGNANT	10	6	16
	9260/3 EWING'S SARCOMA	2	4	6
	9675/3 MALIGNANT LYMPHOMA, MIXED SMALL AND LARGE CELL DIFFUSE	0	1	1
C43	MALIGNANT NEOPLASM OF SKIN	6	8	14
	8720/3 MALIGNANT MELANOMA	6	8	14
C44	OTHER MALIGNANT NEOPLASM OF SKIN	44	48	92
	8000/3 NEOPLASM, MALIGNANT, NOS	1	0	1
	8010/3 CARCINOMA	1	0	1
	8051/3 VERRUCOUS CARCINOMA	0	1	1
	8070/3 SQUAMOUS CELL CARCINOMA	10	9	19

			No. of Cases		
			MALE	FEMALE	TOTAL
	8070/3	SQUAMOUS CELL CARCINOMA	10	9	19
	8081/2	BOWEN'S DISEASE	1	1	2
	8090/3	BASAL CELL CARCINOMA	22	28	50
	8094/3	BASOSQUAMOUS CARCINOMA	0	1	1
	8140/3	ADENOCARCINOMA	1	0	1
	8401/3	APOCRINE ADENOCARCINOMA	1	0	1
	8408/3	ECCRINE POROMA, MALIGNANT	1	0	1
	8410/3	SEBACEOUS ADENOCARCINOMA	0	2	2
	8542/3	PAGET DISEASE, EXTRAMAMMARY	1	0	1
	8801/3	SPINDLE CELL SARCOMA	0	1	1
	8832/3	DERMATOFIBROSARCOMA	4	3	7
	9590/3	MALIGNANT LYMPHOMA	0	2	2
	9680/3	MALIGNANT LYMPHOMA, LARGE CELL, DIFFUSE	1	0	1
C45		MESOTHELIOMA	1	0	1
	9050/3	MESOTHELIOMA, MALIGNANT	1	0	1
C46		KAPOSII'S SARCOMA	2	0	2
	9140/3	KAPOSII'S SARCOMA	2	0	2
C47		MALIGNANT NEOPLASM OF PERIPHERAL NERVE AND AUTONOMIC NERVOUS SYSTEM	9	7	16
	9500/3	NEUROBLASTOMA	8	6	14
	9540/3	NEUROFIBROSARCOMA	0	1	1
	9561/3	TRITON TUMOUR, MALIGNANT	1	0	1
C48		MALIGNANT NEOPLASM OF RETROPERITONIUM AND PERITONIUM	1	0	1
	8802/3	GIANT CELL SARCOMA	1	0	1
C49		MALIGNANT NEOPLASM OF OTHER CONNECTIVE TISSUE AND SOFT TISSUE	23	26	49
	8800/3	SARCOMA	0	1	1
	8801/3	SPINDLE CELL SARCOMA	3	4	7
	8802/3	GIANT CELL SARCOMA	0	2	2
	8804/3	EPITHELIOID SARCOMA	2	0	2
	8810/3	FIBROSARCOMA	0	1	1
	8811/3	FIBROMYXOSARCOMA	0	1	1
	8830/3	FIBROUS HISTIOCYTOMA, MALIGNANT	7	4	11
	8850/3	LIPOSARCOMA	2	3	5
	8854/3	PLEOMORPHIC LIPOSARCOMA	0	1	1
	8890/3	LEIOMYOSARCOMA	4	3	7
	8900/3	RHABDOMYOSARCOMA	1	4	5
	8901/3	PLEOMORPHIC RHABDOMYOSARCOMA	1	0	1
	9040/3	SYNOVIAL SARCOMA	0	1	1
	9150/3	HEMANGIOPERICYTOMA, MALIGNANT	1	0	1
	9231/3	MYXOID CHONDROSARCOMA	1	0	1
	9370/3	CHORDOMA	1	1	2
C50		MALIGNANT NEOPLASM OF BREAST	11	502	513
	8000/3	NEOPLASM, MALIGNANT, NOS	0	40	40
	8032/3	SPINDLE CELL CARCINOMA	0	1	1
	8140/3	ADENOCARCINOMA	0	12	12
	8480/3	MUCINOUS ADENOCARCINOMA	1	2	3
	8500/2	INTRADUCTAL CA NON-INFILTRATING	0	26	26
	8500/3	INFILTRATING DUCT CARCINOMA	9	406	415
	8503/3	INTRADUCTAL PAPILLARY ADENOCARCINOMA	0	4	4
	8520/3	LOBULAR CARCINOMA	0	4	4
	8540/3	PAGET DISEASE, MAMMARY	1	0	1
	8935/3	STROMAL SARCOMA	0	1	1
	9020/3	PHYLLODES TUMOUR, MALIGNANT	0	6	6
C51		MALIGNANT NEOPLASM OF VULVA	0	6	6
	8070/3	SQUAMOUS CELL CARCINOMA	0	5	5
	8094/3	BASOSQUAMOUS CARCINOMA	0	1	1
C52		MALIGNANT NEOPLASM OF VAGINA	0	14	14
	8070/3	SQUAMOUS CELL CARCINOMA	0	8	8
	8072/3	SQUAMOUS CELL CARCINOMA, LARGE CELL, NONKERATINIZING	0	2	2
	8140/3	ADENOCARCINOMA	0	4	4

		No. of Cases		
		MALE	FEMALE	TOTAL
C53	MALIGNANT NEOPLASM OF CERVIX	0	573	573
	8000/3 NEOPLASM, MALIGNANT, NOS	0	22	22
	8020/3 CARCINOMA, UNDIFFERENTIATED	0	1	1
	8032/3 SPINDLE CELL CARCINOMA	0	1	1
	8041/3 SMALL CELL CARCINOMA	0	2	2
	8052/3 PAPILLARY SQUAMOUS CELL CARCINOMA	0	3	3
	8070/3 SQUAMOUS CELL CARCINOMA	0	89	89
	8071/3 SQUAMOUS CELL CARCINOMA, KERATINIZING	0	18	18
	8072/3 SQUAMOUS CELL CARCINOMA, LARGE CELL, NONKERATINIZING	0	253	253
	8073/3 SQUAMOUS CELL CARCINOMA, SMALL CELL, NONKERATINIZING	0	4	4
	8077/2 SQUAMOUS INTRAEPITHELIAL NEOPLASIA, GRADE III	0	18	18
	8140/3 ADENOCARCINOMA	0	116	116
	8260/3 PAPILLARY ADENOCARCINOMA	0	12	12
	8310/3 CLEAR CELL ADENOCARCINOMA	0	3	3
	8384/3 ADENOCARCINOMA, ENDOCERVICAL TYPE	0	3	3
	8560/3 ADENOSQUAMOUS CARCINOMA	0	25	25
	8890/3 LEIOMYOSARCOMA	0	1	1
	9590/3 MALIGNANT LYMPHOMA	0	1	1
	9675/3 MALIGNANT LYMPHOMA, MIXED SMALL AND LARGE CELL, DIFFUSE	0	1	1
C54-C55	MALIGNANT NEOPLASM OF CORPUS UTERI AND UTERUS PART UNSPECIFIED	0	95	95
	8000/3 NEOPLASM, MALIGNANT, NOS	0	1	1
	8140/3 ADENOCARCINOMA	0	69	69
	8143/3 SUPERFICIAL SPREADING ADENOCARCINOMA	0	1	1
	8260/3 PAPILLARY ADENOCARCINOMA	0	1	1
	8380/3 ENDOMETRIOID CARCINOMA	0	13	13
	8560/3 ADENOSQUAMOUS CARCINOMA	0	3	3
	8800/3 SARCOMA	0	1	1
	8801/3 SPINDLE CELL SARCOMA	0	1	1
	8890/3 LEIOMYOSARCOMA	0	2	2
	8930/3 ENDOMETRIAL STROMAL SARCOMA, HIGH GRADE	0	2	2
	8980/3 CARCINOSARCOMA	0	1	1
C56	MALIGNANT NEOPLASM OF OVARY	0	124	124
	8000/3 NEOPLASM, MALIGNANT, NOS	0	4	4
	8020/3 CARCINOMA, UNDIFFERENTIATED	0	1	1
	8070/3 SQUAMOUS CELL CARCINOMA	0	5	5
	8072/3 SQUAMOUS CELL CARCINOMA, LARGE CELL, NONKERATINIZING	0	1	1
	8140/3 ADENOCARCINOMA	0	29	29
	8310/3 CLEAR CELL ADENOCARCINOMA	0	12	12
	8380/3 ENDOMETRIOID CARCINOMA	0	13	13
	8441/3 SEROUS CYSTADENOCARCINOMA	0	17	17
	8450/3 PAPILLARY CYSTADENOCARCINOMA	0	1	1
	8460/3 PAPILLARY SEROUS CYSTADENOCARCINOMA	0	11	11
	8470/3 MUCINOUS CYSTADENOCARCINOMA	0	18	18
	8471/3 PAPILLARY MUCINOUS CYSTADENOCARCINOMA	0	1	1
	8620/3 GRANULOSA CELL TUMOUR	0	2	2
	8890/3 LEIOMYOSARCOMA	0	1	1
	8950/3 MULLERIAN MIXED TUMOUR	0	1	1
	9060/3 DYSGERMINOMA	0	3	3
	9071/3 ENDODERMAL SINUS TUMOUR	0	3	3
	9085/3 MIXED GERM CELL TUMOUR	0	1	1
C58	MALIGNANT NEOPLASM OF PLACENTA	0	3	3
	9100/3 CHORIOCARCINOMA	0	3	3
C60	MALIGNANT NEOPLASM OF PENIS	16	0	16
	8000/3 NEOPLASM, MALIGNANT, NOS	3	0	3
	8051/3 VERRUCCIOUS CARCINOMA	2	0	2
	8070/3 SQUAMOUS CELL CARCINOMA	10	0	10
	8140/3 ADENOCARCINOMA	1	0	1
C61	MALIGNANT NEOPLASM OF PROSTATE	147	0	147
	8000/3 NEOPLASM, MALIGNANT, NOS	12	0	12
	8140/3 ADENOCARCINOMA	135	0	135

		No. of Cases		TOTAL
		MALE	FEMALE	
C62	MALIGNANT NEOPLASM OF TESTIS	4	0	4
	9061/3 SEMINOMA	1	0	1
	9064/3 GERMINOMA	1	0	1
	9085/3 MIXED GERM CELL TUMOUR	1	0	1
	9500/3 MALIGNANT LYMPHOMA	1	0	1
C64	MALIGNANT NEOPLASM OF KIDNEY	25	15	40
	8000/3 NEOPLASM, MALIGNANT, NOS	0	1	1
	8001/3 TUMOUR CELL, MALIGNANT	0	1	1
	8312/3 RENAL CELL CARCINOMA	22	13	35
	8960/3 NEPHROBLASTOMA (WILM'S TUMOUR)	3	0	3
C65	MALIGNANT NEOPLASM OF RENAL PELVIS	10	8	18
	8070/3 SQUAMOUS CELL CARCINOMA	2	1	3
	8120/3 TRANSITIONAL CELL CARCINOMA	7	7	14
	8130/3 PAPILLARY TRANSITIONAL CELL CARCINOMA	1	0	1
C67-C68	MALIGNANT NEOPLASM OF BLADDER AND OF OTHER AND UNSPECIFIED PART OF URINARY ORGANS	82	19	101
	8000/3 NEOPLASM, MALIGNANT, NOS	3	0	3
	8033/3 PSEUDOSARCOMATOUS CARCINOMA	0	1	1
	8070/3 SQUAMOUS CELL CARCINOMA	3	0	3
	8120/2 TRANSITIONAL CELL CARCINOMA IN SITU	1	0	1
	8120/3 TRANSITIONAL CELL CARCINOMA	72	15	87
	8140/3 ADENOCARCINOMA	3	2	5
	8910/3 EMBRYONAL RHABDOMYOSARCOMA	0	1	1
C69	MALIGNANT NEOPLASM OF EYE AND ADNEXA	15	19	34
	8022/3 PLEOMORPHIC CARCINOMA	0	1	1
	8070/3 SQUAMOUS CELL CARCINOMA	3	3	6
	8200/3 ADENOID CYSTIC CARCINOMA	2	0	2
	8720/3 MALIGNANT MELANOMA	0	2	2
	8802/3 GIANT CELL SARCOMA	1	0	1
	8900/3 RHABDOMYOSARCOMA	0	1	1
	9150/3 HAEMANGIOPERICYTOMA, MALIGNANT	0	1	1
	9510/3 RETINOBLASTOMA	7	9	16
	9670/3 MALIGNANT LYMPHOMA, SMALL LYMPHOCYTIC	2	2	4
C70	MALIGNANT NEOPLASM OF MENINGES	0	1	1
	9530/3 MENINGIOMA, MALIGNANT	0	1	1
C71	MALIGNANT NEOPLASM OF BRAIN	38	31	69
	8000/3 NEOPLASM, MALIGNANT, NOS	4	1	5
	8021/3 CARCINOMA, ANAPLASTIC	1	0	1
	9064/3 GERMINOMA	3	0	3
	9085/3 MIXED GERM CELL TUMOUR	0	1	1
	9150/3 HAEMANGIOPERICYTOMA, MALIGNANT	0	1	1
	9391/3 EPENDYMOMA	3	1	4
	9400/3 ASTROCYTOMA	11	11	22
	9440/3 GLIOBLASTOMA	7	8	15
	9450/3 OLIGODENDROGLIOMA	2	2	4
	9451/3 OLIGODENDROGLIOMA, ANAPLASTIC	0	1	1
	9470/3 MEDULLOBLASTOMA	4	1	5
	9480/3 CEREBELLAR SARCOMA	1	0	1
	9505/3 GANGLIOGLIOMA, ANAPLASTIC	0	1	1
	9590/3 MALIGNANT LYMPHOMA	2	0	2
	9591/3 MALIGNANT LYMPHOMA, NON-HODGKIN	0	1	1
	9680/3 MALIGNANT LYMPHOMA, LARGE CELL, DIFFUSE	0	2	2
C72	MALIGNANT NEOPLASM OF SPINAL CORD, CRANIAL NERVES AND OTHER PART OF CENTRAL NERVOUS SYSTEM	1	0	1
	9440/3 GLIOBLASTOMA	1	0	1
C73	MALIGNANT NEOPLASM OF THYROID	15	66	81
	8000/3 NEOPLASM, MALIGNANT, NOS	1	0	1
	8020/3 CARCINOMA, UNDIFFERENTIATED	0	1	1
	8021/3 CARCINOMA, ANAPLASTIC	1	0	1

		No. of Cases		
		MALE	FEMALE	TOTAL
	8290/3 OXYPHILIC ADENOCARCINOMA	1	1	2
	8330/3 FOLLICULAR ADENOCARCINOMA	1	11	12
	8337/3 INSULAR CARCINOMA	1	0	1
	8340/3 PAPILLARY CARCINOMA, FOLLICULAR VARIANT	8	50	58
	8341/3 PAPILLARY MICROCARCINOMA	1	1	2
	8510/3 MEDULLARY CARCINOMA	0	1	1
	9675/3 MALIGNANT LYMPHOMA, MIXED SMALL AND LARGE CELL	1	0	1
	9690/3 FOLLICULAR LYMPHOMA	0	1	1
C75	MALIGNANT NEOPLASM OF OTHER ENDOCRINE GLANDS AND RELATE STRUCTURES	3	1	4
	8000/3 NEOPLASM, MALIGNANT, NOS	1	0	1
	9064/3 GERMINOMA	1	1	2
	9085/3 MIXED GERM CELL TUMOUR	1	0	1
C76-C80	MALIGNANT NEOPLASM WITHOUT SPECIFIED SITE AND METASTATIC MALIGNANT IN VARIOUS SITES	100	110	210
	8000/3 NEOPLASM, MALIGNANT, NOS	6	3	9
	8010/3 CARCINOMA	1	2	3
	8020/3 CARCINOMA, UNDIFFERENTIATED	10	4	14
	8041/3 SMALL CELL CARCINOMA	1	1	2
	8050/3 PAPILLARY CARCINOMA	1	1	2
	8070/3 SQUAMOUS CELL CARCINOMA	11	4	15
	8072/3 SQUAMOUS CELL CARCINOMA, LARGE CELL NONKERATINIZING	0	4	4
	8120/3 TRANSITIONAL CELL CARCINOMA	1	1	2
	8140/3 ADENOCARCINOMA	58	72	130
	8200/3 ADENOID CYSTIC CARCINOMA	2	2	4
	8246/3 NEUROENDOCRINE CARCINOMA	1	1	2
	8260/3 PAPILLARY ADENOCARCINOMA	1	3	4
	8310/3 CLEAR CELL ADENOCARCINOMA	1	3	4
	8430/3 MUCOEPIDERMOID CARCINOMA	1	2	3
	8460/3 PAPILLARY SEROUS CYSTADENOCARCINOMA	0	1	1
	8480/3 MUCINOUS ADENOCARCINOMA	2	2	4
	8490/3 SIGNET RING CELL CARCINOMA	0	1	1
	8802/3 GIANT CELL SARCOMA	0	1	1
	8890/3 LEIOMYOSARCOMA	0	1	1
	9064/3 GERMINOMA	2	1	3
	9590/3 MALIGNANT LYMPHOMA	1	0	1
C81	HODGKIN'S DISEASE	8	5	13
	9650/3 HODGKIN'S DISEASE	8	5	13
C82	FOLLICULAR NON-HODGKIN'S LYMPHOMA	2	4	6
	9670/3 MALIGNANT LYMPHOMA, SMALL LYMPHOCYTIC	0	1	1
	9690/3 FOLLICULAR LYMPHOMA	2	3	5
C83	DIFFUSE NON-HODGKIN'S LYMPHOMA	26	19	45
	9670/3 MALIGNANT LYMPHOMA, SMALL LYMPHOCYTIC	2	4	6
	9675/3 MALIGNANT LYMPHOMA, MIXED SMALL AND LARGE CELL	8	5	13
	9680/3 MALIGNANT LYMPHOMA, LARGE CELL, DIFFUSE	14	9	23
	9687/3 BURKITT'S LYMPHOMA	2	1	3
C84	PERIPHERAL AND CUTANEOUS T-CELL LYMPHOMA	3	3	6
	9700/3 MYCOSIS FUNGOIDES	2	1	3
	9702/3 PERIPHERAL T-CELL LYMPHOMA	1	1	2
	9705/3 PERIPHERAL T-CELL LYMPHOMA, ALLO	0	1	1
C85	OTHER AND UNSPECIFIED TYPE OF NON-HODGKIN LYMPHOMA	74	84	158
	9590/3 MALIGNANT LYMPHOMA	60	70	130
	9591/3 MALIGNANT LYMPHOMA, NON-HODGKIN	5	3	8
	9671/3 MALIGNANT LYMPHOMA, SMALL B LYMPHOCYTIC	1	0	1
	9675/3 MALIGNANT LYMPHOMA, MIXED SMALL AND LARGE CELL, DIFFUSE	1	2	3
	9680/3 MALIGNANT LYMPHOMA, LARGE CELL DIFFUSE	7	8	15
	9690/3 FOLLICULAR LYMPHOMA	0	1	1
C90	MULTIPLE MYELOMA AND MALIGNANT PLASMA CELL NEOPLASM	27	26	53
	9731/3 PLASMACYTOMA	1	0	1
	9732/3 MULTIPLE MYELOMA	26	26	52

		No. of Cases		
		MALE	FEMALE	TOTAL
C91	LYMPHOID LEUKAEMIA	57	34	91
	9823/3 CHRONIC LYMPHOCYTIC LEUKAEMIA	9	2	11
	9835/3 PRECURSOR CELL LYMPHOBLASTIC LEUKEMIA	48	32	80
C92	MYELOID LEUKAEMIA	47	55	102
	9861/3 ACUTE MYELOID LEUKAEMIA	16	27	43
	9863/3 CHRONIC MYELOID LEUKAEMIA	29	24	53
	9866/3 ACUTE PROMYELOCYTIC LEUKAEMIA	0	1	1
	9867/3 ACUTE MYELOMONOCYTIC LEUKAEMIA	2	3	5
C93	MONOCYTIC LEUKAEMIA	0	3	3
	9891/3 ACUTE MONOCYTIC LEUKAEMIA	0	3	3
C94-C95	OTHER SPECIFIED AND UNSPECIFIED LEUKAEMIA	19	33	52
	9800/3 LEUKAEMIA	1	1	2
	9801/3 ACUTE LEUKAEMIA	10	19	29
	9861/3 ACUTE MYELOID LEUKAEMIA	8	13	21
C96	OTHER AND UNSPECIFIED MALIGNANT NEOPLASM OF LYMPHOID, HAEMATOLOGIC AND RELATED TISSUE	0	2	2
	9750/3 MALIGNANT HISTIOCYTOSIS	0	2	2

TABLE VII
MALIGNANT NEOPLASM IN CHILDHOOD

Code		No. of cases			>0-4		5-9		10-15	
		Total	M	F	M	F	M	F	M	F
Total		152	88	64	29	22	28	21	33	21
C22	Liver	3	2	1	0	1	1	0	1	0
C30-C31	Paranasal sinuses	1	1	0	0	0	0	0	1	0
C40-C41	Bone and joint	15	7	8	0	1	2	2	5	5
C45-C49	Soft tissue	16	10	6	6	6	3	0	1	0
C56-C57	Ovary and adnexa	1	0	1	0	0	0	0	0	1
C60-C63	Male genital organ	2	2	0	1	0	0	0	1	0
C64-C65	Kidney	3	3	0	2	0	1	0	0	0
C69	Eye and adnexa	16	7	9	6	3	1	5	0	1
C71-C72	Brain and cord	14	11	3	1	0	4	2	6	1
C73	Thyroid	1	1	0	0	0	1	0	0	0
C74-C75	Endocrine gland	2	1	1	0	0	0	1	1	0
C76-C80	Ill defined site	2	1	1	0	1	0	0	1	0
C81	Hodgkin's	3	2	1	1	0	0	0	1	1
C80-C89	Lymphoma	12	9	3	3	1	2	0	4	2
C91	Lymphoid leukemia	42	23	19	8	4	8	9	7	6
C92	Myeloid leukemia	5	3	2	1	1	1	0	1	1
C94-CC96	Other leukemia	14	5	9	0	4	2	2	3	3



TABLE VIII
PRIMARY SITES AS TO AGE AND SEX

SITE / Age-Group	Under 1													Unknown										
	1+	5-	10+	15+	20+	25+	30+	35+	40+	45+	50+	55+	60+		65+	70+	75+	80+	85+	90+	95+			
GRAND TOTAL	4283	0	51	47	54	55	66	94	159	282	396	458	457	453	464	415	426	241	113	46	13	3	11	
MALE	1792	0	29	26	33	31	26	39	45	70	108	146	163	178	225	208	232	140	57	28	4	2	2	
FEMALE	2501	0	22	21	21	24	40	55	113	212	278	312	294	275	239	207	194	101	56	18	9	1	9	
Upper lip	T	2	0	0	0	0	0	0	0	0	0	0	0	0	0	0	0	0	0	0	0	0	0	0
	M	0	0	0	0	0	0	0	0	0	0	0	0	0	0	0	0	0	0	0	0	0	0	0
	F	2	0	0	0	0	0	0	0	0	0	0	0	0	0	0	0	0	0	0	0	0	0	0
Lower lip	T	8	0	0	0	0	0	0	0	0	1	1	1	1	0	4	0	0	0	0	0	0	0	0
	M	1	0	0	0	0	0	0	0	0	0	0	0	0	0	0	0	0	0	0	0	0	0	0
	F	7	0	0	0	0	0	0	0	0	0	0	0	0	0	0	0	0	0	0	0	0	0	0
Lip, unspecified	T	1	0	0	0	0	0	0	0	0	0	0	0	0	0	0	0	0	0	0	0	0	0	0
	M	0	0	0	0	0	0	0	0	0	0	0	0	0	0	0	0	0	0	0	0	0	0	0
	F	1	0	0	0	0	0	0	0	0	0	0	0	0	0	0	0	0	0	0	0	0	0	0
Base of tongue	T	16	0	0	0	0	0	0	0	0	0	3	2	1	2	0	5	1	1	1	0	0	0	0
	M	14	0	0	0	0	0	0	0	0	0	2	2	0	2	0	5	1	1	1	0	0	0	0
	F	2	0	0	0	0	0	0	0	0	0	1	0	1	0	0	0	0	0	0	0	0	0	0
Tongue, unspecified	T	56	0	0	0	0	0	3	2	2	8	5	6	7	6	7	5	2	1	1	0	1	0	0
	M	38	0	0	0	0	0	3	0	2	4	4	4	2	5	7	4	0	1	1	0	1	0	0
	F	18	0	0	0	0	0	0	0	0	0	0	0	0	0	0	0	0	0	0	0	0	0	0
Gum	T	21	0	0	0	0	0	1	0	0	3	0	2	4	0	1	4	6	2	0	0	0	0	0
	M	11	0	0	0	0	0	1	0	0	2	0	2	0	0	1	2	1	0	0	0	0	0	0
	F	10	0	0	0	0	0	0	0	0	1	0	0	0	0	0	0	0	0	0	0	0	0	0
Floor of mouth	T	20	0	0	0	0	0	0	0	0	0	1	6	3	2	2	2	1	1	0	0	0	0	0
	M	15	0	0	0	0	0	0	0	0	0	1	5	1	2	2	0	1	1	0	0	0	0	0
	F	5	0	0	0	0	0	0	0	0	0	0	1	2	0	0	0	0	0	0	0	0	0	0
Palate	T	14	0	0	0	0	0	1	0	1	0	1	0	4	3	1	2	0	0	1	0	0	0	0
	M	9	0	0	0	0	0	0	0	0	0	0	0	4	2	1	2	0	0	0	0	0	0	0
	F	5	0	0	0	0	0	0	0	0	0	0	0	0	0	0	0	0	0	0	0	0	0	0

TABLE VII
 MALIGNANT TUMORS IN CHILDHOOD

SITE / Age-Group	Under 1																	Unknown				
	1+	5+	10+	15+	20+	25+	30+	35+	40+	45+	50+	55+	60+	65+	70+	75+	80+		85+	90+	95+	
Buccal mucosa	T 27	0	0	0	0	0	0	0	1	0	3	0	1	5	3	5	4	2	2	1	0	0
	M 6	0	0	0	0	0	0	0	0	0	1	0	0	0	2	2	1	0	0	0	0	0
	F 21	0	0	0	0	0	0	1	0	2	0	1	5	1	3	3	2	2	1	0	0	0
Mouth part, unspecified	T 1	0	0	0	0	0	0	0	0	0	0	0	0	0	0	0	1	0	0	0	0	0
	M 1	0	0	0	0	0	0	0	0	0	0	0	0	0	0	0	1	0	0	0	0	0
	F 0	0	0	0	0	0	0	0	0	0	0	0	0	0	0	0	0	0	0	0	0	0
Parotid gland	T 11	0	0	0	0	2	1	0	1	1	1	0	0	2	1	0	0	2	0	0	0	0
	M 5	0	0	0	0	0	1	0	1	0	0	0	2	1	0	0	0	0	0	0	0	0
	F 6	0	0	0	0	2	0	0	1	1	0	0	0	0	0	0	2	0	0	0	0	0
Salivary gland, unspecified	T 6	0	0	0	0	0	1	0	0	1	0	0	0	2	1	1	0	0	0	0	0	0
	M 4	0	0	0	0	0	1	0	0	1	0	0	0	1	0	1	0	0	0	0	0	0
	F 2	0	0	0	0	0	0	0	0	0	0	0	1	1	0	0	0	0	0	0	0	0
Tonsil	T 33	0	0	0	0	0	0	2	4	2	4	4	0	0	5	5	2	1	3	0	0	1
	M 24	0	0	0	0	0	1	1	1	2	3	0	0	5	5	2	1	3	0	0	0	0
	F 9	0	0	0	0	0	1	3	1	2	1	0	0	0	0	0	0	0	0	0	0	1
Oropharynx	T 5	0	0	0	0	0	0	0	0	1	1	2	0	0	0	1	0	0	0	0	0	0
	M 4	0	0	0	0	0	0	0	1	1	2	0	0	0	0	0	0	0	0	0	0	0
	F 1	0	0	0	0	0	0	0	0	0	0	0	0	0	0	1	0	0	0	0	0	0
Nasopharynx	T 98	0	0	0	2	1	1	6	7	5	17	14	18	7	11	5	3	1	0	0	0	0
	M 67	0	0	0	0	1	0	3	5	5	10	9	16	3	9	2	3	1	0	0	0	0
	F 31	0	0	0	2	0	1	3	2	0	7	5	2	4	2	3	0	0	0	0	0	0
Pyiform sinus	T 23	0	0	0	0	0	0	1	1	2	4	3	4	2	2	0	2	0	0	0	0	0
	M 21	0	0	0	0	0	0	1	1	2	4	3	4	2	2	0	0	0	0	0	0	0
	F 2	0	0	0	0	0	0	0	0	0	0	0	0	0	1	1	0	0	0	0	0	0
Hypopharynx	T 10	0	0	0	1	0	0	1	0	1	2	3	1	0	0	0	0	0	1	0	0	0
	M 10	0	0	0	1	0	0	1	0	1	2	3	1	0	0	0	0	0	1	0	0	0
	F 0	0	0	0	0	0	0	0	0	0	0	0	0	0	0	0	0	0	0	0	0	0
Oral and pharynx unspecified	T 9	0	0	0	1	0	0	0	0	0	0	2	1	1	1	0	1	1	0	1	0	0
	M 7	0	0	0	1	0	0	0	0	0	0	2	1	1	1	0	0	1	0	0	0	0
	F 2	0	0	0	0	0	0	0	0	0	0	0	0	0	0	0	0	1	0	0	1	0
Esophagus	T 73	0	0	0	0	0	0	0	2	1	3	3	8	9	14	11	7	3	2	0	0	0
	M 60	0	0	0	0	0	0	0	2	1	3	3	8	8	10	7	3	3	2	0	0	0
	F 13	0	0	0	0	0	0	0	0	0	0	0	0	1	4	4	4	0	0	0	0	0

SITE / Age-Group	Under 1	1+	5+	10+	15+	20+	25+	30+	35+	40+	45+	50+	55+	60+	65+	70+	75+	80+	85+	90+	95+	Unknown	
Stomach	T 84	0	0	0	0	0	0	0	6	4	5	9	10	8	12	6	11	8	3	2	0	0	0
	M 33	0	0	0	0	0	0	2	0	1	3	6	4	5	2	5	2	2	1	0	0	0	0
Small intestine	F 51	0	0	0	0	0	0	4	4	6	4	7	4	6	4	6	6	1	1	0	0	0	0
	T 12	0	0	0	0	0	0	0	0	0	3	1	0	4	1	3	0	0	0	0	0	0	0
	M 4	0	0	0	0	0	0	0	0	0	2	0	0	0	1	1	0	0	0	0	0	0	0
	F 8	0	0	0	0	0	0	0	0	0	1	1	0	4	0	2	0	0	0	0	0	0	0
Colon	T 191	0	0	0	0	1	3	12	6	18	13	21	26	24	26	21	10	10	0	0	0	0	0
	M 93	0	0	0	0	1	2	3	3	6	10	8	13	12	14	13	3	5	0	0	0	0	0
	F 98	0	0	0	0	0	1	9	3	12	3	13	13	12	12	8	7	5	0	0	0	0	0
Rectosigmoid	T 24	0	0	0	0	0	0	1	0	4	1	3	3	2	7	1	0	1	0	0	0	0	0
	M 11	0	0	0	0	0	0	0	0	0	2	0	0	3	1	4	0	0	1	0	0	0	0
	F 13	0	0	0	0	0	0	1	0	2	1	3	0	1	3	1	0	0	1	0	0	0	0
Rectum	T 100	0	0	0	0	0	1	5	9	11	13	10	13	9	10	8	8	1	2	0	0	0	0
	M 49	0	0	0	0	0	1	3	4	6	7	3	5	4	6	5	4	1	0	0	0	0	0
	F 51	0	0	0	0	0	0	2	5	5	6	7	8	5	4	3	4	0	2	0	0	0	0
Anus and anal canal	T 5	0	0	0	0	0	0	0	0	1	1	1	0	0	1	0	1	0	1	0	0	0	0
	M 2	0	0	0	0	0	0	0	0	0	0	0	0	1	0	0	0	0	1	0	0	0	0
	F 3	0	0	0	0	0	0	0	0	0	1	1	0	0	0	1	0	0	0	0	0	0	0
Liver	T 164	0	1	1	0	1	5	3	4	14	21	20	37	21	12	13	7	1	1	0	0	1	0
	M 123	0	0	1	0	1	5	2	1	14	18	16	25	17	7	8	4	1	1	0	0	1	0
	F 41	0	1	0	0	0	0	1	3	0	3	4	12	4	5	5	3	0	0	0	0	0	0
Gall bladder	T 13	0	0	0	0	0	0	0	0	1	0	0	3	2	2	4	0	1	0	0	0	0	0
	M 8	0	0	0	0	0	0	0	0	1	0	0	1	2	1	2	0	1	0	0	0	0	0
	F 5	0	0	0	0	0	0	0	0	0	0	0	2	0	1	2	0	0	0	0	0	0	0
Biliary tract	T 13	0	0	0	0	0	1	1	0	2	1	3	1	1	1	1	1	1	1	0	0	0	0
	M 10	0	0	0	0	0	1	1	0	1	1	3	1	0	1	1	0	1	0	0	0	0	0
	F 3	0	0	0	0	0	0	0	0	1	0	0	0	1	0	0	1	0	0	1	0	0	0
Pancreas	T 32	0	0	0	0	0	1	0	1	2	2	6	8	3	3	4	2	0	0	0	0	0	0
	M 15	0	0	0	0	0	0	1	2	2	1	3	2	2	1	1	0	0	0	0	0	0	0
	F 17	0	0	0	0	0	1	0	0	0	5	5	1	1	3	1	0	0	0	0	0	0	0
Nasal cavity and middle ear	T 11	0	0	0	0	0	1	1	0	2	0	0	4	2	1	0	0	0	0	0	0	0	0
	M 5	0	0	0	0	0	0	0	0	1	0	0	2	1	1	0	0	0	0	0	0	0	0
	F 6	0	0	0	0	0	1	1	0	1	0	0	2	1	0	0	2	1	0	0	0	0	0

SITE / Age-Group		Under 1	1+	5+	10+	15+	20+	25+	30+	35+	40+	45+	50+	55+	60+	65+	70+	75+	80+	85+	90+	95+	Unknown	
Accessory sinus		T 14	0	0	0	1	0	0	1	1	2	0	2	1	2	1	2	1	3	0	0	0	0	0
		M 9	0	0	0	1	0	0	1	2	0	0	1	2	0	1	2	0	2	0	0	0	0	0
		F 5	0	0	0	0	0	0	1	0	0	0	2	0	0	1	1	0	0	0	0	0	0	0
Larynx		T 60	0	0	0	1	0	0	1	1	2	9	6	9	8	5	11	5	2	0	0	0	0	0
		M 54	0	0	0	1	0	0	1	2	8	6	8	6	4	11	5	2	0	0	0	0	0	0
		F 6	0	0	0	0	0	0	1	0	0	1	0	1	2	1	0	0	0	0	0	0	0	0
Lung and trachea		T 291	0	0	0	0	1	2	1	5	9	20	33	32	56	44	53	22	10	2	1	0	0	0
		M 211	0	0	0	0	2	0	3	6	11	24	23	40	35	40	19	5	2	1	0	0	0	0
		F 80	0	0	0	0	1	0	1	2	3	9	9	9	16	9	13	3	5	0	0	0	0	0
Thymus		T 6	0	0	0	0	0	0	1	0	1	0	1	2	0	1	0	0	0	0	0	0	0	0
		M 5	0	0	0	0	0	0	1	0	1	0	0	2	0	1	0	0	0	0	0	0	0	0
		F 1	0	0	0	0	0	0	0	0	0	0	1	0	0	0	0	0	0	0	0	0	0	0
Mediastinum		T 6	0	0	0	0	0	0	1	0	1	0	0	2	0	2	0	0	0	0	0	0	0	0
		M 5	0	0	0	0	0	0	1	0	1	0	0	2	0	1	0	0	0	0	0	0	0	0
		F 1	0	0	0	0	0	0	0	0	0	0	0	0	0	0	0	0	0	0	0	0	0	0
Bone and joint		T 72	0	1	4	10	12	11	6	4	5	7	3	2	3	2	1	1	0	0	0	0	0	0
		M 42	0	0	2	5	6	6	4	1	3	6	2	2	2	1	1	1	0	0	0	0	0	0
		F 30	0	1	2	5	6	5	2	3	2	1	1	0	1	1	0	0	0	0	0	0	0	0
Melanoma of skin		T 14	0	0	0	0	0	0	1	1	0	1	2	1	1	4	2	1	0	0	0	0	0	0
		M 6	0	0	0	0	0	0	1	0	0	0	1	0	1	1	1	1	1	0	0	0	0	0
		F 8	0	0	0	0	0	0	0	1	0	1	1	1	0	3	1	0	0	0	0	0	0	0
Skin		T 92	0	0	0	1	1	0	0	1	7	4	9	7	9	11	11	19	5	4	1	1	1	1
		M 44	0	0	0	1	0	0	0	3	3	2	2	2	5	7	8	11	2	0	0	0	0	0
		F 48	0	0	0	0	1	0	0	1	4	1	7	5	4	4	3	8	3	4	1	1	1	1
Mesothelioma		T 1	0	0	0	0	0	0	0	0	0	0	0	0	0	0	0	1	0	0	0	0	0	0
		M 1	0	0	0	0	0	0	0	0	0	0	0	0	0	0	0	1	0	0	0	0	0	0
		F 0	0	0	0	0	0	0	0	0	0	0	0	0	0	0	0	0	0	0	0	0	0	0
Kaposi's sarcoma		T 2	0	0	0	0	0	0	0	1	1	0	0	0	0	0	0	0	0	0	0	0	0	0
		M 2	0	0	0	0	0	0	0	1	1	0	0	0	0	0	0	0	0	0	0	0	0	0
		F 0	0	0	0	0	0	0	0	0	0	0	0	0	0	0	0	0	0	0	0	0	0	0
Peripheral nerve		T 16	0	10	2	0	0	0	1	0	0	0	1	0	0	1	0	0	0	0	0	0	0	0
		M 9	0	6	2	0	0	0	0	0	0	0	1	0	0	0	0	0	0	0	0	0	0	0
		F 7	0	4	0	0	0	0	1	0	0	0	0	0	0	0	1	0	0	0	0	0	0	0

SITE / Age-Group	Under 1																	Unknown					
	1+	5+	10+	15+	20+	25+	30+	35+	40+	45+	50+	55+	60+	65+	70+	75+	80+		85+	90+	95+		
Retro and peritonium	T	2	0	0	0	1	0	1	0	0	0	0	0	0	0	0	0	0	0	0	0	0	0
	M	1	0	0	0	0	1	0	0	0	0	0	0	0	0	0	0	0	0	0	0	0	0
	F	1	0	0	0	1	0	0	0	0	0	0	0	0	0	0	0	0	0	0	0	0	0
Connective and soft tissue	T	50	0	2	1	1	2	3	0	1	3	4	3	6	1	12	3	7	1	0	0	0	0
	M	23	0	0	1	1	0	1	0	0	1	2	2	3	0	7	3	1	1	0	0	0	0
	F	27	0	2	0	0	2	0	1	2	2	1	3	1	5	0	6	0	0	0	0	0	0
Breast	T	513	0	0	0	0	6	25	48	88	95	79	68	34	36	17	8	5	1	1	0	2	
	M	11	0	0	0	0	0	0	0	0	0	2	5	1	3	0	0	0	0	0	0	0	
	F	502	0	0	0	0	6	25	48	88	95	77	63	33	33	17	8	5	1	1	0	2	
Vulva	T	6	0	0	0	0	0	0	0	0	0	0	0	0	1	2	1	1	1	0	0	0	
	M	0	0	0	0	0	0	0	0	0	0	0	0	0	0	0	0	0	0	0	0	0	
	F	6	0	0	0	0	0	0	0	0	0	0	0	0	1	2	1	1	1	0	0	0	
Vagina	T	14	0	0	0	0	0	0	0	0	0	0	0	0	0	0	0	0	0	0	0	0	
	M	0	0	0	0	0	0	0	0	0	0	0	0	0	0	0	0	0	0	0	0	0	
	F	14	0	0	0	0	0	0	0	0	0	0	0	0	0	0	0	0	0	0	0	0	
Cervix uteri	T	573	0	0	0	0	1	13	30	67	99	80	69	69	47	43	30	9	13	1	0	2	
	M	0	0	0	0	0	0	0	0	0	0	0	0	0	0	0	0	0	0	0	0	0	
	F	573	0	0	0	0	1	13	30	67	99	80	69	69	47	43	30	9	13	1	0	2	
Corpus uteri	T	92	0	0	0	0	0	3	5	5	13	18	16	12	8	7	4	0	0	0	0	1	
	M	0	0	0	0	0	0	0	0	0	0	0	0	0	0	0	0	0	0	0	0	0	
	F	92	0	0	0	0	0	3	5	5	13	18	16	12	8	7	4	0	0	0	0	1	
Uterus part unscified	T	3	0	0	0	0	0	0	0	0	0	0	0	0	0	0	0	0	0	0	0	0	
	M	0	0	0	0	0	0	0	0	0	0	0	0	0	0	0	0	0	0	0	0	0	
	F	3	0	0	0	0	0	0	0	0	0	0	0	0	0	0	0	0	0	0	0	0	
Ovary	T	124	0	0	0	1	0	7	3	2	11	15	23	14	11	21	7	7	2	0	0	0	
	M	0	0	0	0	0	0	0	0	0	0	0	0	0	0	0	0	0	0	0	0	0	
	F	124	0	0	0	1	0	7	3	2	11	15	23	14	11	21	7	7	2	0	0	0	
Placenta	T	3	0	0	0	0	0	0	0	0	0	0	0	0	0	0	0	0	0	0	0	0	
	M	0	0	0	0	0	0	0	0	0	0	0	0	0	0	0	0	0	0	0	0	0	
	F	3	0	0	0	0	0	0	0	0	0	0	0	0	0	0	0	0	0	0	0	0	
Penis	T	16	0	0	0	1	0	1	2	0	2	1	1	5	0	0	2	1	0	0	0	0	
	M	16	0	0	0	1	0	1	2	0	2	1	1	5	0	0	2	1	0	0	0	0	
	F	0	0	0	0	0	0	0	0	0	0	0	0	0	0	0	0	0	0	0	0	0	

SITE / Age-Group		Under 1	1+	5+	10+	15+	20+	25+	30+	35+	40+	45+	50+	55+	60+	65+	70+	75+	80+	85+	90+	95+	Unknown		
Prostate	T	147	0	0	0	0	0	0	0	0	0	1	2	4	8	17	27	39	30	13	4	2	0	0	
	M	147	0	0	0	0	0	0	0	0	0	1	2	4	8	17	27	39	30	13	4	2	0	0	
	F	0	0	0	0	0	0	0	0	0	0	0	0	0	0	0	0	0	0	0	0	0	0	0	0
Testis	T	4	0	1	0	0	1	1	0	0	0	0	1	0	0	0	0	0	0	0	0	0	0	0	0
	M	4	0	1	0	0	1	1	0	0	0	0	1	0	0	0	0	0	0	0	0	0	0	0	0
	F	0	0	0	0	0	0	0	0	0	0	0	0	0	0	0	0	0	0	0	0	0	0	0	0
Kidney, exclude renal pelvis	T	40	0	2	1	0	0	0	1	1	3	5	2	2	9	5	4	5	0	0	0	0	0	0	0
	M	25	0	2	1	0	0	0	1	2	2	0	1	6	4	2	2	0	0	0	0	0	0	0	0
	F	15	0	0	0	0	0	0	1	0	1	3	2	1	1	1	2	3	0	0	0	0	0	0	0
Renal pelvis	T	18	0	0	0	0	0	0	1	1	2	2	0	5	2	3	0	1	1	0	0	0	0	0	0
	M	10	0	0	0	0	0	0	1	1	1	2	0	3	0	1	0	1	0	0	0	0	0	0	0
	F	8	0	0	0	0	0	0	0	0	0	1	0	0	2	2	2	0	0	0	0	0	0	0	0
Bladder	T	100	0	0	0	0	0	2	2	0	3	4	5	9	16	17	10	9	4	2	1	0	0	0	
	M	82	0	0	0	0	0	1	1	0	2	4	5	6	13	16	13	7	8	4	1	1	0	0	
	F	18	0	0	0	0	0	1	1	0	1	0	0	3	3	0	4	3	1	0	0	0	0	0	0
Other urinary organ	T	1	0	0	0	0	0	0	0	0	0	0	0	0	0	0	0	0	0	0	0	0	0	0	0
	M	0	0	0	0	0	0	0	0	0	0	0	0	0	0	0	0	0	0	0	0	0	0	0	0
	F	1	0	0	0	0	0	0	0	0	0	0	0	0	0	0	0	0	0	0	0	0	0	0	0
Eye and adnexa	T	34	0	9	6	1	1	0	0	1	5	1	1	0	1	1	1	2	3	0	0	0	0	0	0
	M	15	0	6	1	0	0	0	1	3	0	0	0	0	1	0	1	1	0	0	0	0	0	0	0
	F	19	0	3	5	1	1	0	0	2	1	1	0	1	0	1	0	1	1	2	0	0	0	0	0
Meninges	T	1	0	0	0	0	0	0	0	0	0	0	0	0	0	0	0	0	0	0	0	0	0	0	0
	M	0	0	0	0	0	0	0	0	0	0	0	0	0	0	0	0	0	0	0	0	0	0	0	0
	F	1	0	0	0	0	0	0	0	0	0	0	0	0	0	0	0	0	0	0	0	0	0	0	0
Brain	T	69	0	1	6	7	3	5	6	5	4	4	4	5	5	0	5	2	1	1	0	0	0	0	0
	M	38	0	1	4	6	3	2	4	2	3	2	1	2	3	1	0	3	1	0	0	0	0	0	0
	F	31	0	0	2	1	0	3	1	4	2	2	3	2	2	4	0	2	1	1	1	0	0	0	0
Other nervous system	T	1	0	0	0	0	0	0	0	0	0	0	0	0	0	0	0	0	0	0	0	0	0	0	0
	M	1	0	0	0	0	0	0	0	0	0	0	0	0	0	0	0	0	0	0	0	0	0	0	0
	F	0	0	0	0	0	0	0	0	0	0	0	0	0	0	0	0	0	0	0	0	0	0	0	0
Thyroid	T	81	0	0	1	0	1	3	7	8	10	6	7	8	4	9	11	4	1	1	0	0	0	0	0
	M	15	0	0	1	0	0	0	2	0	1	1	0	0	1	3	2	3	0	1	0	0	0	0	0
	F	66	0	0	0	0	1	3	5	8	9	5	7	8	3	6	9	1	1	0	0	0	0	0	0

SITE / Age-Group	Under 1																	Unknown				
	1+	5+	10+	15+	20+	25+	30+	35+	40+	45+	50+	55+	60+	65+	70+	75+	80+		85+	90+	95+	
Other endocrine gland																						
Unspecified site																						
Hodgkin's disease																						
Malignant lymphoma																						
Multiple myeloma																						
Acute lymphoblastic leukaemia																						
Chronic lymphocytic leukaemia																						
Acute myeloid leukaemia																						
Chronic myeloid leukaemia																						
Myeloid leukaemia, unspecified																						
T	4	0	0	1	1	1	0	1	0	0	0	0	0	0	0	0	0	0	0	0	0	0
M	3	0	0	0	1	1	0	1	0	0	0	0	0	0	0	0	0	0	0	0	0	0
F	1	0	0	1	0	0	0	0	0	0	0	0	0	0	0	0	0	0	0	0	0	0
T	210	0	1	0	1	1	2	6	5	11	24	14	24	25	26	19	27	15	5	2	0	2
M	100	0	0	0	1	1	1	2	2	3	8	11	9	15	16	8	13	6	2	2	0	0
F	110	0	1	0	0	1	4	3	8	16	3	15	10	10	11	14	9	3	0	0	0	2
T	13	0	1	0	2	2	0	2	3	0	0	1	1	1	0	0	0	0	0	0	0	0
M	8	0	1	0	1	1	0	0	2	0	0	1	1	1	0	0	0	0	0	0	0	0
F	5	0	0	1	1	0	2	1	0	0	0	0	0	0	0	0	0	0	0	0	0	0
T	215	0	4	4	9	10	9	8	13	15	22	22	13	15	23	18	19	7	4	0	0	0
M	105	0	3	2	4	4	2	5	11	12	9	6	5	10	8	12	5	3	0	0	0	0
F	110	0	1	2	5	6	5	6	8	4	10	13	7	10	13	10	7	2	1	0	0	0
T	53	0	0	0	0	0	0	0	3	3	0	7	4	9	10	8	4	1	0	1	0	0
M	27	0	0	0	0	0	0	1	1	2	0	7	1	5	5	3	1	0	0	1	0	0
F	26	0	0	0	0	0	0	2	2	1	0	0	3	4	5	5	3	1	0	0	0	0
T	79	0	12	16	13	8	6	3	5	4	3	1	2	1	1	2	2	0	0	0	0	0
M	47	0	8	7	7	6	3	3	4	1	1	1	2	1	1	2	0	0	0	0	0	0
F	32	0	4	9	6	2	3	0	1	3	2	0	0	0	0	0	2	0	0	0	0	0
T	12	0	0	1	0	0	0	0	0	0	0	0	1	2	4	1	3	0	0	0	0	0
M	10	0	0	1	0	0	0	0	0	0	0	0	0	2	4	1	2	0	0	0	0	0
F	2	0	0	0	0	0	0	0	0	0	0	0	1	0	0	1	0	0	0	0	0	0
T	43	0	2	1	2	3	1	1	3	6	2	2	4	3	4	3	2	2	1	0	1	0
M	16	0	1	1	1	2	0	1	2	3	0	1	1	0	1	1	1	0	0	0	0	0
F	27	0	1	0	1	1	1	0	1	3	2	1	3	3	3	2	1	2	1	0	1	0
T	53	0	0	0	0	2	2	5	7	9	4	5	5	2	3	3	4	1	0	1	0	0
M	29	0	0	0	2	1	1	5	3	2	2	2	1	0	4	0	0	1	0	0	0	0
F	24	0	0	0	0	1	4	2	4	1	3	3	0	2	3	0	1	0	0	0	0	0
T	6	0	0	0	0	0	0	1	1	2	0	0	1	2	0	0	2	0	0	0	0	0
M	2	0	0	0	0	0	0	0	0	1	0	0	0	0	0	1	0	0	0	0	0	0
F	4	0	0	0	0	0	0	0	1	0	2	0	0	0	1	0	0	1	0	0	0	0

SITE / Age-Group	Age-Group																						
	Under 1	1+	5+	10+	15+	20+	25+	30+	35+	40+	45+	50+	55+	60+	65+	70+	75+	80+	85+	90+	95+	Unknown	
Acute monocytic leukaemia																							
T	3	0	0	0	0	0	0	0	0	1	1	0	1	0	0	0	0	0	0	0	0	0	0
M	0	0	0	0	0	0	0	0	0	0	0	0	0	0	0	0	0	0	0	0	0	0	0
F	3	0	0	0	0	0	0	0	0	1	1	0	1	0	0	0	0	0	0	0	0	0	0
Leukaemia of unspecified type																							
T	54	0	4	4	6	2	5	4	2	5	2	4	4	3	4	0	2	3	0	0	0	0	0
M	19	0	0	2	3	0	3	1	1	2	0	1	0	0	2	0	1	3	0	0	0	0	0
F	35	0	4	2	3	2	3	1	3	2	3	4	3	4	3	2	0	1	0	0	0	0	0

TABLE IX
THE COMMON SITE OF MALIGNANCY BY PERCENTAGE

Site	PERCENTAGE				
	1998	1999	2000	2001	2002
Total Cases	3610	4006	3865	3981	4293
Cervix uteri	13.93	14.10	14.23	14.07	13.35
Breast	10.38	11.15	10.97	11.83	11.95
Colo-rectum	6.43	6.44	7.66	7.56	7.34
Lung	6.32	5.14	5.48	6.86	6.76
Leukaemia	7.53	8.59	7.50	6.38	5.78
Lymphoma	3.93	5.59	5.82	5.10	5.31
Oral cavity	5.21	4.47	4.09	3.89	3.87
Liver	1.04	4.22	3.78	3.82	3.82
Prostate	1.97	2.47	2.43	3.67	3.42
Ovary	4.85	2.98	2.20	3.27	2.89

TABLE IX.I
THE COMMON SITE OF MALIGNANCY BY PERCENT 1998 - 2002

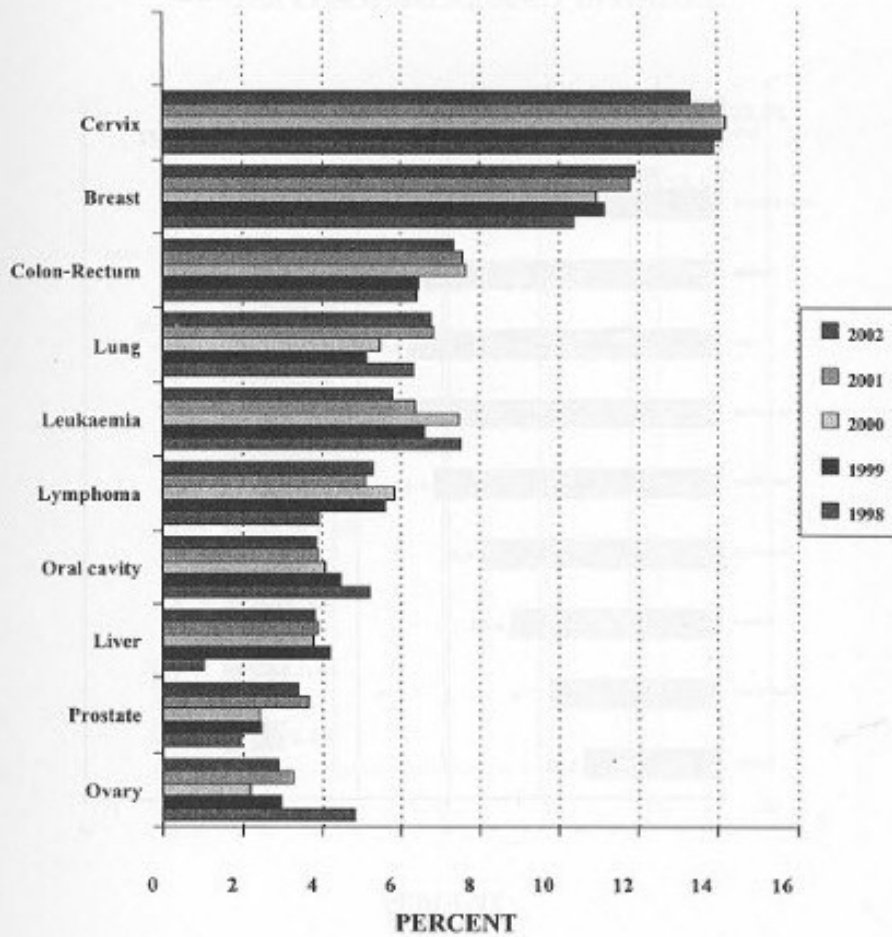


TABLE X
THE COMMON MALIGNANCY IN MALE

Site	Male	%
All site	1792	100.00
Lung	210	11.72
Colo - Rectum	153	8.54
Prostate	147	8.20
Leukaemia	123	6.86
Liver	123	6.86
Lymphoma	113	6.31
Oral cavity	95	5.30
Bladder	82	4.58
Nasopharynx	67	3.74
Oesophagus	60	3.35

TABLE X.I
THE COMMON MALIGNANCY IN MALE

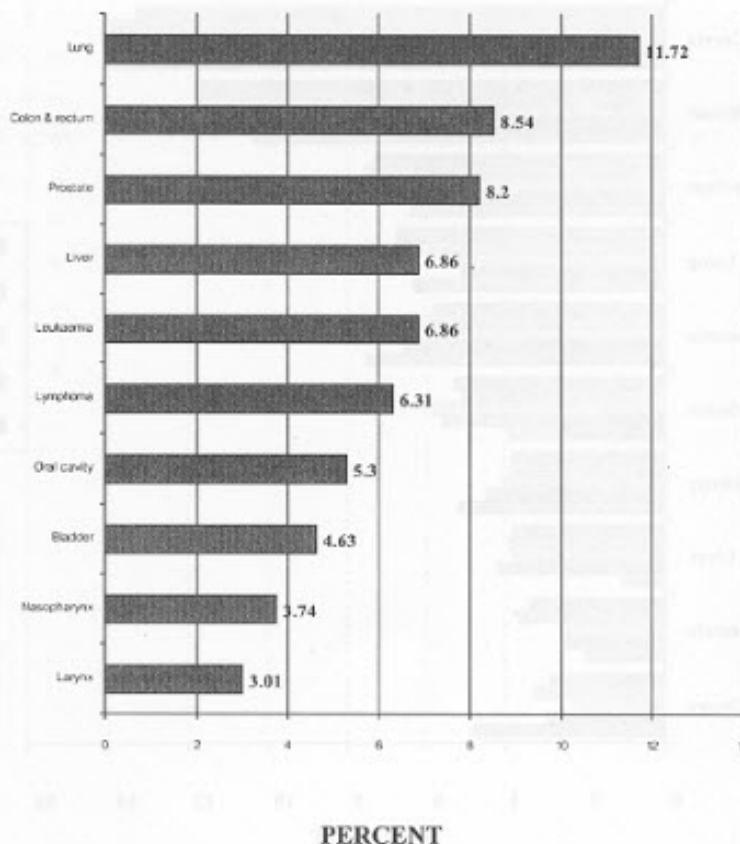


TABLE XI
THE COMMON MALIGNANCY IN FEMALE

Site	Female	%
All site	2501	100.00
Cervix	573	22.91
Breast	502	20.07
Colon and rectum	162	6.48
Leukaemia	125	5.00
Ovary	124	4.96
Lymphoma	115	4.60
Corpus	92	3.68
Lung	80	3.20
Oral Cavity	71	2.84
Thyroid	66	2.64

TABLE XII
THE COMM MALIGNANCY IN FEMALE

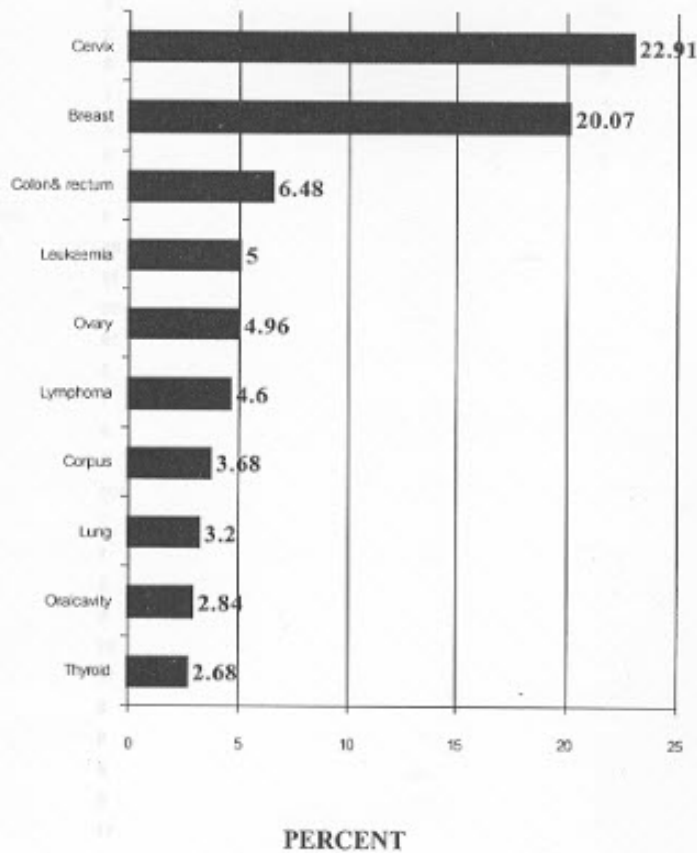


TABLE XII
NUMBER OF CASES OF MALIGNANCY BY PROVINCE

Province	Male	Female	Total
All Province	1792	2501	4293
Amnatchareen	7	2	9
Angtong	7	16	23
Ayuthaya	26	40	66
Bangkok	766	1103	1869
Buriram	15	17	32
Cha-choengsao	16	11	27
Chainat	6	11	17
Chaiyaphum	7	10	17
Chantaburi	9	8	17
Chiangmai	4	5	9
Chiengrai	4	7	11
Chonburi	24	27	51
Chumphon	17	19	36
Kalasin	5	4	9
Kamphaengphet	7	5	12
Kanchanaburi	33	40	73
Khonkaen	4	5	9
Krabi	3	4	7
Lampang	5	6	11
Loei	3	4	7
Lopburi	9	14	23
Lumphun	1	0	1
Mahasarakham	2	6	8
Mukdaham	0	2	2
Nakornayok	7	5	12
Nakomphanom	3	5	8
Nakomphathom	85	144	229
Nakomrajchsima	16	24	42
Nakornsawan	10	28	38
Nakomsrihamaraj	18	25	43
Nan	3	3	6
Narathiwat	1	2	3
Nhongbualumpoo	4	4	8
Nhongkhai	4	1	5
Nonthaburi	103	170	273
Pang-Nga	2	1	3
Pathani	1	4	5
Payao	2	4	6
Phattalung	6	1	7
Phetburi	29	51	80
Phetchaboon	12	14	26
Phrae	6	7	13
Phuket	6	7	13
Pichit	8	19	27
Pisanulok	8	12	20
Prachinburi	11	11	22

Province	Male	Female	Total
Prachuabkirkhan	25	33	58
Pratumthani	28	43	71
Rajburi	74	118	192
Ranong	8	5	13
Rayong	10	12	22
Roi-Et	10	7	17
Sakonakhom	52	76	128
Samutprakran	54	82	136
Samutsakhom	2	8	10
Samutsongkram	22	18	40
Saraburi	12	16	28
Satun	1	0	1
Singburi	4	13	17
Songkhla	3	5	8
Srakaew	11	9	20
Srisaket	10	10	20
Sukhothai	6	6	12
Suphanburi	39	56	95
Surajhani	11	14	25
Surin	11	13	24
Tak	5	3	8
Trang	4	3	7
Trat	2	4	6
Ubon	15	8	23
Udomthani	0	0	0
Uthatani	0	0	0
Utharadit	4	2	6
Yala	2	2	4
Yasothon	5	3	8

No Records 7 Records



**TABLE XIII
OCCUPATION**

Occupation	North	N-East	Central	South	Total
Farmer	0	1	1	0	2
Fishery	0	0	1	0	1
Housewife	53	65	1397	50	1565
Mercantile	10	31	383	16	440
Official	27	35	471	26	559
Plantation	16	64	209	38	327
Priest	0	4	27	0	31
Worker	38	63	1001	26	1128
Unoccupy	11	17	161	18	207
Not record	0	0	0	0	0
Total	155	300	3651	174	4280

Not Record Both Occupation And Province = 13

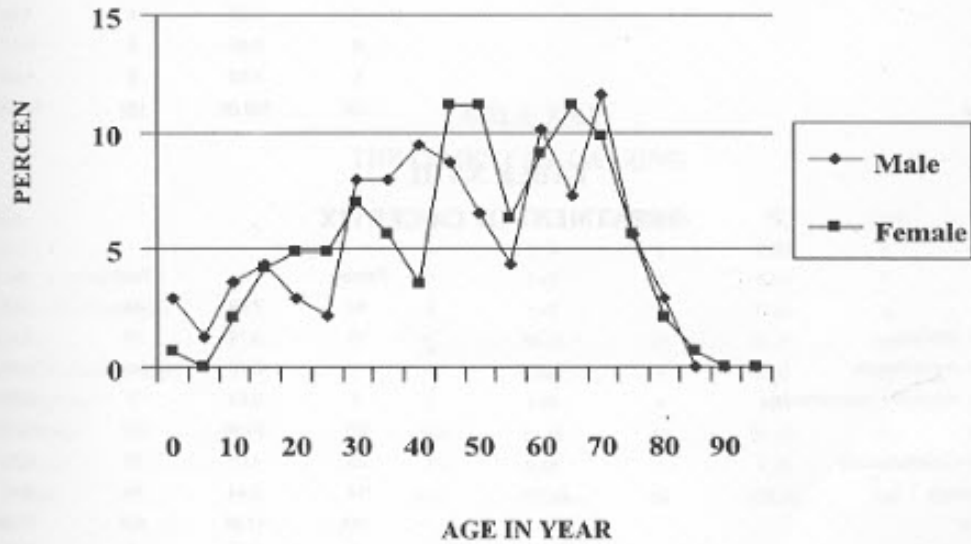
**TABLE XIV
MALIGNANT LYMPHOMA BY SITE**

Site	Total	Male	Female
All Sites	281	138	143
Salivary gland	2	0	2
Tonsil	5	3	2
Oropharynx	1	1	0
Hypopharynx	1	1	0
Stomach	10	6	4
Small bowel	1	0	1
Large bowel	2	0	2
Accessory sinus	4	2	2
Medastinum	4	3	1
Bone	1	0	1
Skin	3	1	2
Cervix	2	0	2
Eye and adnexa	4	2	2
Brain	5	2	2
Thyroid	2	1	1
Lymph node	215	105	110

TEBLE XV
MALIGNANT LYMPHOMA BY AGE

Age	Total		Male		Female	
	n	%	n	%	n	%
All Age	281	100.00	138	100.00	143	100.00
Unknown	0	0.00	0	0.00	0	0.00
1+	5	1.78	4	2.9	1	0.70
5+	2	0.71	2	1.45	0	0
10+	8	2.86	5	3.62	3	2.1
15+	12	4.27	6	4.35	6	4.2
20+	11	3.91	4	2.9	7	4.9
25+	10	3.56	3	2.17	7	4.9
30+	21	7.47	11	7.97	10	6.99
35+	19	6.76	11	7.97	8	5.59
40+	18	6.41	13	9.42	5	3.5
45+	28	9.96	12	8.7	16	11.19
50+	25	8.9	9	6.52	16	11.19
55+	15	5.34	6	4.35	9	6.29
60+	27	9.61	14	10.14	13	9.09
65+	26	9.25	10	7.25	16	11.19
70+	30	10.68	16	11.59	14	9.79
75+	16	5.69	8	5.8	8	5.59
80+	7	2.49	4	2.9	3	2.1
85+	1	0.36	0	0.00	1	0.7
90+	0	0	0	0	0	0.00
95+	0	0.00	0	0.00	0	0.00

TABLE XV
MALIGNANT LYMPHOMA BY AGE



**TABLE XVI
CLINICAL STAGE OF CERVIX**

Stage	Female	%	Total	%
Stage not record	138	24.08	138	24.08
Stage 1	3	0.52	3	0.52
Stage 1a	7	1.22	7	1.22
Stage 1b	63	10.99	63	10.99
Stage 2	22	3.84	22	3.84
Stage 2a	13	2.27	13	2.27
Stage 2b	130	24.26	130	24.26
Stage 3	8	1.40	8	1.40
Stage 3a	3	0.52	3	0.52
Stage 3b	156	27.23	156	27.23
Stage 3c	1	0.17	1	0.17
Stage 4	13	2.27	13	2.27
Stage 4a	5	0.87	5	0.87
Stage 4b	2	0.35	2	0.35
Total	573	100.00	573	100.00

**TABLE XVII
CLINICAL STAGE OF OVARY**

Stage	Female	%	Total	%
Stage not record	75	60.48	75	60.48
Stage 1	1	0.81	1	0.81
Stage 1a	4	3.23	4	3.23
Stage 1b	1	0.81	1	0.81
Stage 1c	13	10.48	13	10.48
Stage 2a	1	0.81	1	0.81
Stage 2b	3	2.42	3	2.42
Stage 2c	2	1.61	2	1.61
Stage 3	7	5.65	7	5.65
Stage 3b	4	3.23	4	3.23
Stage 3c	8	6.45	8	6.45
Stage 4	5	4.03	5	4.03
Total	124	100.00	124	100.00

**TABLE XVIII
TREATMENT OF CA CERVIX**

Stage	Female	%	Total	%
Surgery	44	7.68	44	7.68
Surgery + radiation	18	3.14	18	3.14
Surgery + chemotherapy	4	0.70	4	0.70
Surgery + radiation + chemotherapy	3	0.52	3	0.52
Radiation	361	63.00	361	63.00
Radiation + chemotherapy	23	4.01	23	4.01
Chemotherapy	14	2.44	14	2.44
Not record	103	17.98	103	17.98
Not mention	3	0.52	3	0.52
Total	573	100.00	573	100.00

TABLE XIX
TREATMENT OF CA OVARY

Stage	Female	%	Total	%
Surgery	3	2.42	3	2.42
Surgery + radiation	1	0.81	1	0.81
Surgery + chemotherapy	4	3.23	4	3.23
Surgery + radiation + chemotherapy	1	0.81	1	0.81
Radiation	9	7.26	9	7.26
Chemotherapy	38	30.65	38	30.65
Not record	68	54.84	68	54.84
Not mention	0	0.00	0	0.00
Total	124	100.00	124	100.00

TABLE XX
TREATMENT OF CA BREAST


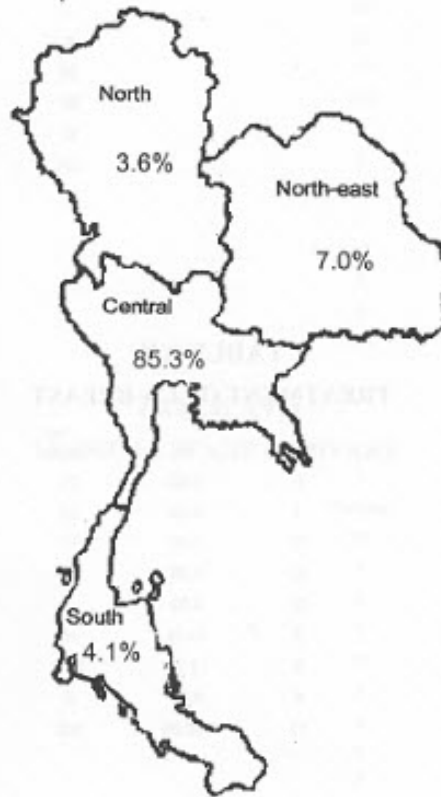
Stage	Male	%	Female	%	Total	%
Surgery	0	0.00	21	4.18	21	4.09
Surgery + radiation	1	9.09	13	2.59	14	2.73
Surgery + chemotherapy	0	0.00	17	3.39	17	3.31
Radiation	0	0.00	107	21.31	107	20.86
Radiation + chemotherapy	0	0.00	16	3.19	16	3.12
Chemotherapy	2	18.18	45	8.96	47	9.16
Not record	8	72.73	281	55.98	289	56.34
Not mention	0	0.00	2	0.40	2	0.39
Total	11	100.00	502	100.00	513	100.00

TABLE XXI
TREATMENT OF CA LUNG

Stage	Male	%	Female	%	Total	%
Surgery	3	1.43	2	2.50	5	1.72
Surgery + radiation	3	1.43	4	5.00	7	2.41
Surgery + chemotherapy	3	1.43	0	0.00	3	1.03
Radiation	80	38.10	21	26.25	101	34.83
Radiation+chemotherapy	4	1.90	2	2.50	6	2.07
Chemotherapy	6	2.86	1	1.25	7	2.41
Not recorded	110	52.38	49	61.25	159	54.83
Not mention	1	0.48	1	1.25	2	0.69
Total	210	100.00	80	100.00	290	100.00

CANCER BY REGION

2002



THE COMMITTEE OF TUMOUR REGISTRY

KRIS BHOTHISUWAN	M.D.	CHAIRMAN
SUPATRA SANGRUCHI	M.D.	VICE CHAIRMAN
CHAIYOD THIRAPAKAWONG	M.D.	
WILAIORN BHOTHISUWAN	M.D.	
CHOAKCHAI METHEETRAIRUT	M.D.	
CHEERASOOK CHONGKOLWATANA	M.D.	
PAWANA PUSUWAN	M.D.	
MONGKOL BENJAPIBAL	M.D.	
GAVVAN VEERAKUL	M.D.	
WIROON BOONNUCH	M.D.	
CHAILERD PICHITPORNCHAI	M.D., Ph.D.	
VICHIEEN SRIMUNINNIMIT	M.D.	
CHAIYONG NUALLYONG	M.D.	
APICHAT ASAVAMONGKOLKUL	M.D.	
CHIRAYU AUEWARAKUL	M.D., Ph.D.	
KANCHANA AMORNPICHATKUL	M.D.	
ADUNE RATANAWICHITRASIN	M.D.	
SURACHART CHAKRAPEE-SIRISUK	M.D.	
NIYOM TANTIKUN	M.D.	
SOMSRI RATANAWICHITRASIN	M.D.	
PORNCHAI O-CHANEONRAT	M.D.	
YONGYUT SIRIVATANAUKSORN	M.D., Ph.D.	
VORAPAN SIRIVATANAUKSORN	M.D., Ph.D.	
MARISA SOMBUTBOON	R.N.	
PITTAYAPOOM PATTARANUTOPORN	M.D.	SECRETARY

THE SUBCOMMITTEE OF TUMOUR REGISTRY

KRIS BHOTHISUWAN	
SUPATRA SANGRUCHI	
CHOAKCHAI METHEETRAIRUT	
VUTISIRI VEERASAN	
CHAIYOD THIRAPAKAWONG	
GAVVAN VEERAKUL	
KANCHANA AMORNPICHATKUL	
ADUNE RATANAWICHITRASIN	
PITTAYAPOOM PATTARANUTOPORN	
VISOOT VOOTIPRUX	CONSULTANT

OFFICE STAFF

KULWANTIP NEOVAKUL
PIROMRAT KLANKEAW
PRANEE MAHAMADSORLAE
NIYOM CHUMROJ
ORAWAN HIRANYAKUPT
MATTANA MOUANGGAM
UMAPORN EAUGUL-ATICHAT