

SIRIRAJ CANCER REGISTRY

2009



SIRIRAJ CANCER CENTER
FACULTY OF MEDICINE SIRIRAJ HOSPITAL
MAHIDOL UNIVERSITY
ISSN 00857-3840

SIRIRAJ CANCER REGISTRY

2009



EDITOR

Assistant Professor Dr. Suwanit Therasakvichya

SIRIRAJ CANCER CENTER
FACULTY OF MEDICINE SIRIRAJ HOSPITAL
MAHIDOL UNIVERSITY
ISSN 00857-3840

Introduction

Faculty of Medicine, Siriraj Hospital, Mahidol University is the first modern medical center in Thailand which founded in 1888. In the year 2009, we served 2,493,212 hospital – visits from 516,226 new patients which included 7,208 new cancer patients. Siriraj Cancer Center is a department which is responsible for collaborative functions in cancer care and cancer registry. This “Siriraj Cancer Registry 2009” is the 41st annual official report of hospital-based cancer registration of Siriraj hospital, since 1969. Data processing of cancer registry was performed by collecting and verification from medical records, pathological reports and imaging reports, finally proven by medical consultants. Due to the registry processes and compiling with computerized register-program in Siriraj Cancer Center for improvement of the work flow efficiency, resulted in some delay of this annual report. With notification of some conditions as following:

1. Apply ICD-O coding system for cancer instead of ICD-10. And, the tracking of cancer can be made by using morphologic code (M).
2. Specify tables of lymphoma separated as nodal and extra-nodal diseases.

I would like to acknowledge the kindly support from the Medical Record Services, Medical Information Technology Services, Departments of Pathology, Radiology, Obstetrics and Gynecology, Surgery, Medicine, Orthopedics, Oto-rhino-laryngology, Ophthalmology and Pediatrics, as well as Siriraj Cancer Center organizing committees and all staffs in Siriraj Cancer Center who worked hard to finish this Siriraj Cancer Registry 2009.



Assistant Professor Dr. Suwanit Therasakvichya
Chairman: Siriraj Cancer Center
Faculty of Medicine Siriraj Hospital
Mahidol University

SIRIRAJ CANCER CENTER

SIRIRAJ CANCER RIGISTRY 2009

Table of contents

Table I:	Number of patients	1
Table II:	Quality of diagnosis	1
Table III:	Primary site	1
Table IV:	Incidence by age group	8
	Figure IV.I: Incidence by age group	8
Table V:	Primary site by age group	9
Table VI:	Pathology according to site	31
Table VII:	Primary site in childhood by age group	48
Table VIII:	Lymphoma pathology according to site	49
Table IX:	Lymphoma by pathology	57
Table X:	Lymphoma incidence by age group	58
	Figure X.I: Lymphoma incidence by age group	58
Table XI:	Leading cancer	59
	Figure XI.I: Leading cancer	59
Table XII:	Leading cancer in male	60
	Figure XII.I: Leading cancer in male	60
Table XIII:	Leading cancer in female	61
	Figure XIII.I: Leading cancer in female	61
Table XIV:	5 year trends of incidence (2005 - 2009)	62
	Figure XIV.I: 5 year trends of incidence (2005 - 2009)	62
Table XV:	Cancer by occupation	63
Table XVI:	Cancer by province	64
	Figure XVI.I Cancer by region	66

2009

TABLE I : NUMBER OF PATIENTS

Type of patient	No. of cases
Total No. of patient visits	2,493,212
Total No. of patients	516,226
Total No. of new cancer	7,208
Cancer incidence was	1.40%

TABLE II : QUALITY OF DIAGNOSIS

Diagnosed by	Number	Percentage
Histological Pathology	6,956	96.50
Clinical & Imaging	252	3.50
Total	7,208	100.00

TABLE III : PRIMARY SITE

CODE	SITE	No. of Cases			%
		MALE	FEMALE	TOTAL	
	GRAND TOTAL	3397	3811	7208	100.00
C00 - C14 LIP, ORAL CAVITY AND PHARYNX		313	142	455	6.31
C000	External Lip: Upper NOS	0	1	1	0.01
C001	External Lip: Lower NOS	0	11	11	0.15
C004	Lip: Lower Mucosa	0	2	2	0.03
C009	Lip NOS	0	1	1	0.01
C019	Tongue: Base NOS	19	2	21	0.29
C020	Tongue: Dorsal NOS	1	0	1	0.01
C021	Tongue: Border, Tip	0	1	1	0.01
C022	Tongue: Ventral NOS	1	0	1	0.01
C028	Tongue: Overlapping	1	0	1	0.01
C029	Tongue: NOS	35	13	48	0.67
C030	Gum: Upper	1	1	2	0.03
C031	Gum: Lower	5	12	17	0.24
C040	Mouth: Anterior Floor	1	0	1	0.01
C049	Floor of Mouth NOS	19	2	21	0.29
C050	Hard Palate	3	2	5	0.07
C051	Soft Palate NOS	11	2	13	0.18
C052	Uvula	0	1	1	0.01
C060	Cheek Mucosa	9	13	22	0.31
C062	Retromolar Area	2	1	3	0.04
C069	Mouth NOS	1	2	3	0.04
C079	Parotid Gland	13	14	27	0.37
C080	Submandibular Gland	3	5	8	0.11
C089	Major Sal Gland NOS	0	1	1	0.01

TABLE III : PRIMARY SITE (cont.)

CODE	SITE	No. of Cases			%
		MALE	FEMALE	TOTAL	
C099	Tonsil NOS	20	13	33	0.46
C100	Vallecula	0	1	1	0.01
C108	Oropharynx: Overlapping	1	0	1	0.01
C109	Oropharynx NOS	4	1	5	0.07
C111	Nasopharynx: Poster Wall	2	0	2	0.03
C112	Nasopharynx: Lateral Wall	5	0	5	0.07
C113	Nasopharynx: Anterior Wall	1	0	1	0.01
C118	Nasopharynx: Overlapping	3	3	6	0.08
C119	Nasopharynx NOS	106	36	142	1.97
C129	Pyriiform Sinus	24	0	24	0.33
C130	Hypopharynx: Postcricoid	4	0	4	0.06
C132	Hypopharynx: Poster Wall	6	0	6	0.08
C138	Hypopharynx: Overlapping	3	0	3	0.04
C139	Hypopharynx NOS	8	1	9	0.12
C140	Pharynx NOS	1	0	1	0.01
C15 - C26 DIGESTIVE ORGANS		1118	704	1822	25.28
C150	Esophagus: Cervical	2	0	2	0.03
C151	Esophagus: Thoracic	1	0	1	0.01
C153	Esophagus: Upper Third	3	0	3	0.04
C154	Esophagus: Middle Third	17	0	17	0.24
C155	Esophagus: Lower Third	15	4	19	0.26
C158	Esophagus: Overlapping	2	0	2	0.03
C159	Esophagus NOS	55	8	63	0.87
C160	Stomach: Cardia NOS	7	9	16	0.22
C161	Stomach: Fundus	0	2	2	0.03
C162	Stomach: Body	2	6	8	0.11
C163	Stomach: Pyl Antrum	10	7	17	0.24
C164	Stomach: Pylorus	2	1	3	0.04
C166	Stomach: Great Curv	0	1	1	0.01
C168	Stomach: Overlapping	4	7	11	0.15
C169	Stomach, NOS	45	54	99	1.37
C170	Duodenum	2	4	6	0.08
C171	Jejunum	1	7	8	0.11
C172	Ileum	1	3	4	0.06
C179	Small Intestine, NOS	0	1	1	0.01
C180	Colon: Caecum	19	14	33	0.46
C181	Colon: Appendix	1	3	4	0.06
C182	Colon: Ascending	16	23	39	0.54
C183	Colon: Hepatic Flexure	9	9	18	0.25
C184	Colon: Transverse	12	11	23	0.32
C185	Colon: Splenic Flexure	2	4	6	0.08
C186	Colon: Descending	18	17	35	0.49
C187	Colon: Sigmoid	73	70	143	1.98
C188	Colon: Overlapping	2	4	6	0.08
C189	Colon NOS	10	8	18	0.25
C199	Rectosigmoid Junction	32	19	51	0.71
C209	Rectum NOS	150	102	252	3.50

TABLE III : PRIMARY SITE (cont.)

CODE	SITE	No. of Cases			%
		MALE	FEMALE	TOTAL	
C211	Anal Canal	6	3	9	0.12
C218	Rectum: Overlapping	1	0	1	0.01
C220	Liver	420	149	569	7.89
C221	Intrahepatic Bile Duct	93	63	156	2.16
C239	Gallbladder	7	24	31	0.43
C240	Extrahepatic Bile Duct	2	3	5	0.07
C241	Ampulla of Vater	23	12	35	0.49
C250	Pancreas: Head	28	35	63	0.87
C251	Pancreas: Body	4	4	8	0.11
C252	Pancreas: Tail	5	1	6	0.08
C253	Pancreatic Duct	1	0	1	0.01
C257	Pancreas Other	1	0	1	0.01
C259	Pancreas NOS	13	10	23	0.32
C269	Gastrointestinal Tract NOS	1	2	3	0.04
C30 - C39 RESPIRATORY AND INTRATHORACIC ORGANS		527	255	782	10.85
C300	Nasal Cavity	18	14	32	0.44
C301	Middle Ear	0	1	1	0.01
C310	Maxillary Sinus	6	6	12	0.17
C311	Ethmoid Sinus	1	0	1	0.01
C313	Sphenoid Sinus	0	1	1	0.01
C320	Glottis	43	0	43	0.60
C321	Supraglottis	32	2	34	0.47
C328	Larynx: Overlapping	5	0	5	0.07
C329	Larynx NOS	1	0	1	0.01
C339	Trachea	0	1	1	0.01
C340	Bronchus: Main	8	2	10	0.14
C341	Lung: Upper Lobe	185	65	250	3.47
C342	Lung: Middle Lobe	8	20	28	0.39
C343	Lung: Lower Lobe	75	60	135	1.87
C348	Lung, Bronchus: Overlap	13	5	18	0.25
C349	Lung NOS	112	64	176	2.44
C379	Thymus	4	6	10	0.14
C380	Heart	0	2	2	0.03
C381	Mediastinum: Anterior	13	5	18	0.25
C382	Mediastinum: Posterior	1	0	1	0.01
C383	Mediastinum NOS	2	0	2	0.03
C384	Pleura NOS	0	1	1	0.01
C40 - C41 RESPIRATORY AND INTRATHORACIC ORGANS		43	38	81	1.12
C400	Bone: Upper Long	3	2	5	0.07
C401	Bone: Upper Short	1	0	1	0.01
C402	Bone: Lower Long	28	19	47	0.65
C403	Bone: Lower Short	2	1	3	0.04
C410	Bone: Skull and Face	1	5	6	0.08
C411	Bone: Mandible	0	1	1	0.01
C412	Bone: Vertebral Column	3	0	3	0.04
C413	Bone: Rib, Sternum, Clavicle	0	3	3	0.04
C414	Bone: Pelvic, Sacrum, Coccyx	5	7	12	0.17

TABLE III : PRIMARY SITE (cont.)

CODE	SITE	No. of Cases			%
		MALE	FEMALE	TOTAL	
C42 HEMATOPOIETIC AND RETICULOENDOTHELIAL SYSTEMS		179	152	331	4.59
C420	Blood	4	2	6	0.08
C421	Bone Marrow	172	149	321	4.45
C422	Spleen	3	1	4	0.06
C44 SKIN		87	105	192	2.66
C440	Skin of lip, NOS	1	2	3	0.04
C441	Eyelid	7	8	15	0.21
C442	External Ear	7	4	11	0.15
C443	Skin: Cheek ChinFaceForehead	25	43	68	0.94
C444	Skin of Scalp and Neck	8	9	17	0.24
C445	Skin of Trunk	13	13	26	0.36
C446	Skin of upper limb & shoulder	9	6	15	0.21
C447	Skin of lower limb and hip	15	18	33	0.46
C448	Skin: Overlapping lesion of	2	1	3	0.04
C449	Skin NOS	0	1	1	0.01
C47 PERIPHERAL NERVES AND AUTONOMIC NERVOUS SYSTEM		12	9	21	0.29
C470	AutNervSys: HeadFaceNeck	1	0	1	0.01
C471	AutNervSystem: Upper Limb	1	2	3	0.04
C472	AutNervSystem:Lower Limb	3	1	4	0.06
C473	Aut Nerv System: Thorax	1	1	2	0.03
C474	AutNervSystem: Abdomen	1	1	2	0.03
C475	Aut Nerv System: Pelvis	1	1	2	0.03
C476	AutNervSys: Trunk NOS	0	1	1	0.01
C478	Aut Nerv System: Overlap	3	2	5	0.07
C479	Autonomic Nerv Sys NOS	1	0	1	0.01
C48 - C49 RETROPERITONEUM AND PERITONEUM		51	65	116	1.61
C480	Retroperitoneum	3	10	13	0.18
C481	Peritoneum: Specified pts	0	1	1	0.01
C482	Peritoneum NOS	0	6	6	0.08
C490	Connective: Head, Face, Neck	5	3	8	0.11
C491	Connective Upperlimb Shoulder	5	7	12	0.17
C492	Connective: Lower limb & hip	20	21	41	0.57
C493	Connective: Thorax	6	6	12	0.17
C494	Connective: Abdomen	4	2	6	0.08
C495	Connective: Pelvis	6	6	12	0.17
C496	Connective: Trunk NOS	1	1	2	0.03
C498	Connective: Overlap	1	0	1	0.01
C499	Connective NOS	0	2	2	0.03

TABLE III : PRIMARY SITE (cont.)

CODE	SITE	No. of Cases			%
		MALE	FEMALE	TOTAL	
C50	BREAST	7	967	974	13.51
C500	Nipple	0	12	12	0.17
C501	Central portion of breast	3	64	67	0.93
C502	Upper-inner quadrant breast	0	136	136	1.89
C503	Lower-inner quadrant breast	0	43	43	0.60
C504	Upper-outer quadrant breast	3	368	371	5.15
C505	Lower-outer quadrant breast	1	77	78	1.08
C506	Axillary tail of breast	0	1	1	0.01
C508	Overlapping lesion of breast	0	103	103	1.43
C509	Breast NOS	0	163	163	2.26
C51 - C58	FEMALE GENITAL ORGANS	0	826	826	11.46
C519	Vulva NOS	0	10	10	0.14
C529	Vagina NOS	0	12	12	0.17
C530	Endocervix	0	22	22	0.31
C531	Exocervix	0	41	41	0.57
C538	Overlap lesion cervix uteri	0	4	4	0.06
C539	Cervix uteri	0	358	358	4.97
C541	Endometrium	0	173	173	2.40
C542	Myometrium	0	3	3	0.04
C549	Corpus uteri	0	3	3	0.04
C559	Uterus NOS	0	3	3	0.04
C569	Ovary	0	178	178	2.47
C570	Fallopian tube	0	2	2	0.03
C571	Broad ligament	0	1	1	0.01
C574	Uterine adnexa	0	1	1	0.01
C589	Placenta	0	15	15	0.21
C60 - C63	MALE GENITAL ORGANS	532	0	532	7.38
C600	Prepuce	1	0	1	0.01
C601	Glans penis	2	0	2	0.03
C602	Body of penis	1	0	1	0.01
C609	Penis NOS	15	0	15	0.21
C619	Prostate gland	502	0	502	6.96
C620	Undescended testis	1	0	1	0.01
C629	Testis NOS	9	0	9	0.12
C632	Scrotum NOS	1	0	1	0.01
C64 - C68	URINARY TRACT	181	75	256	3.55
C649	Kidney NOS	50	24	74	1.03
C659	Renal pelvis	4	7	11	0.15
C669	Ureter	8	7	15	0.21
C672	Lateral wall of Bladder	1	1	2	0.03
C674	Posterior wall of Bladder	1	0	1	0.01
C679	Bladder NOS	115	35	150	2.08
C680	Urethra	2	1	3	0.04

TABLE III : PRIMARY SITE (cont.)

CODE	SITE	No. of Cases			%
		MALE	FEMALE	TOTAL	
C69 - C72 EYE, BRAIN AND OTHER PARTS OF CENTRAL NERVOUS SYSTEM		76	73	149	2.07
C690	Conjunctiva	4	4	8	0.11
C692	Retina	8	12	20	0.28
C693	Choroid	0	2	2	0.03
C694	Ciliary Body	1	0	1	0.01
C695	Lacrimal Gland	2	3	5	0.07
C696	Orbit NOS	2	3	5	0.07
C699	Eye NOS	2	0	2	0.03
C700	Cerebral Meninges	1	0	1	0.01
C701	Spinal Meninges	0	1	1	0.01
C710	Cerebrum	7	6	13	0.18
C711	Frontal Lobe	13	18	31	0.43
C712	Temporal Lobe	4	5	9	0.12
C713	Parietal Lobe	3	1	4	0.06
C714	Occipital Lobe	2	0	2	0.03
C716	Cerebellum NOS	8	2	10	0.14
C717	Brain Stem	1	2	3	0.04
C718	Brain: Overlap	4	1	5	0.07
C719	Brain NOS	9	10	19	0.26
C720	Spinal Cord	1	1	2	0.03
C729	Nervous System NOS	4	2	6	0.08
C73 - C75 THYROID AND OTHER ENDOCRINE GLANDS		63	200	263	3.65
C739	Thyroid Gland	51	194	245	3.40
C740	Cortex of Adrenal Gland	1	0	1	0.01
C749	Adrenal Gland NOS	5	3	8	0.11
C751	Pituitary Gland	0	1	1	0.01
C753	Pineal Gland	6	0	6	0.08
C755	Aortic Body/other Paraganglia	0	2	2	0.03
C76 OTHER AND ILL-DEFINED SITES		3	3	6	0.08
C761	Thorax NOS	0	1	1	0.01
C762	Abdomen NOS	1	0	1	0.01
C763	Pelvis NOS	2	2	4	0.06
C77 LYMPH NODES		121	97	218	3.02
C770	Lymph Nodes: HeadFaceNeck	58	49	107	1.48
C771	Intrathoracic Lymph Nodes	3	5	8	0.11
C772	Intra-abdominal LymphNodes	10	8	18	0.25
C773	Lymph Nodes of axilla or arm	10	10	20	0.28
C774	Lymph Nodes: Leg	15	12	27	0.37
C775	Pelvic Lymph Nodes	1	0	1	0.01
C778	Lymph Nodes: multiple region	2	1	3	0.04
C779	Lymph Node NOS	22	12	34	0.47

TABLE III : PRIMARY SITE (cont.)

CODE	SITE	No. of Cases			%
		MALE	FEMALE	TOTAL	
C80 UNKNOW PRIMARY SITE		68	70	138	1.91
C809	Unknown Primary Site	68	70	138	1.91
Z85 PERSONAL HISTORY OF MALIGNANT NEOPLASM		16	30	46	0.64
Z850	Personal history of malignant neoplasm of digestive organs	10	10	20	0.28
Z851	Personal history of malignant neoplasm of trachea, bronchus and lung	2	1	3	0.04
Z853	Personal history of malignant neoplasm of breast	0	11	11	0.15
Z854	Personal history of malignant neoplasm of genital organs	2	7	9	0.12
Z856	Personal history of leukaemia	1	0	1	0.01
Z858	Personal history of malignant neoplasm of other organs and systems	1	1	2	0.03

TABLE IV: INCIDENCE BY AGE GROUP

AGE	MALE		FEMALE		TOTAL	
	n	%	n	%	n	%
ALL AGE	3397	100.00	3811	100.00	7208	100.00
1+	5	0.15	3	0.08	8	0.11
5+	43	1.27	31	0.81	74	1.03
10+	17	0.50	10	0.26	27	0.37
15+	30	0.88	28	0.73	58	0.80
20+	37	1.09	32	0.84	69	0.96
25+	37	1.09	49	1.29	86	1.19
30+	37	1.09	67	1.76	104	1.44
35+	68	2.00	127	3.33	195	2.71
40+	110	3.24	227	5.96	337	4.68
45+	167	4.92	343	9.00	510	7.08
50+	282	8.30	488	12.81	770	10.68
55+	370	10.89	546	14.33	916	12.71
60+	437	12.86	517	13.57	954	13.24
65+	382	11.25	383	10.05	765	10.61
70+	453	13.34	321	8.42	774	10.74
75+	435	12.81	262	6.87	697	9.67
80+	266	7.83	199	5.22	465	6.45
85+	149	4.39	123	3.23	272	3.77
90+	55	1.62	41	1.08	96	1.33
95+	17	0.50	14	0.37	31	0.43

FIGURE IV.I : INCIDENCE BY AGE GROUP

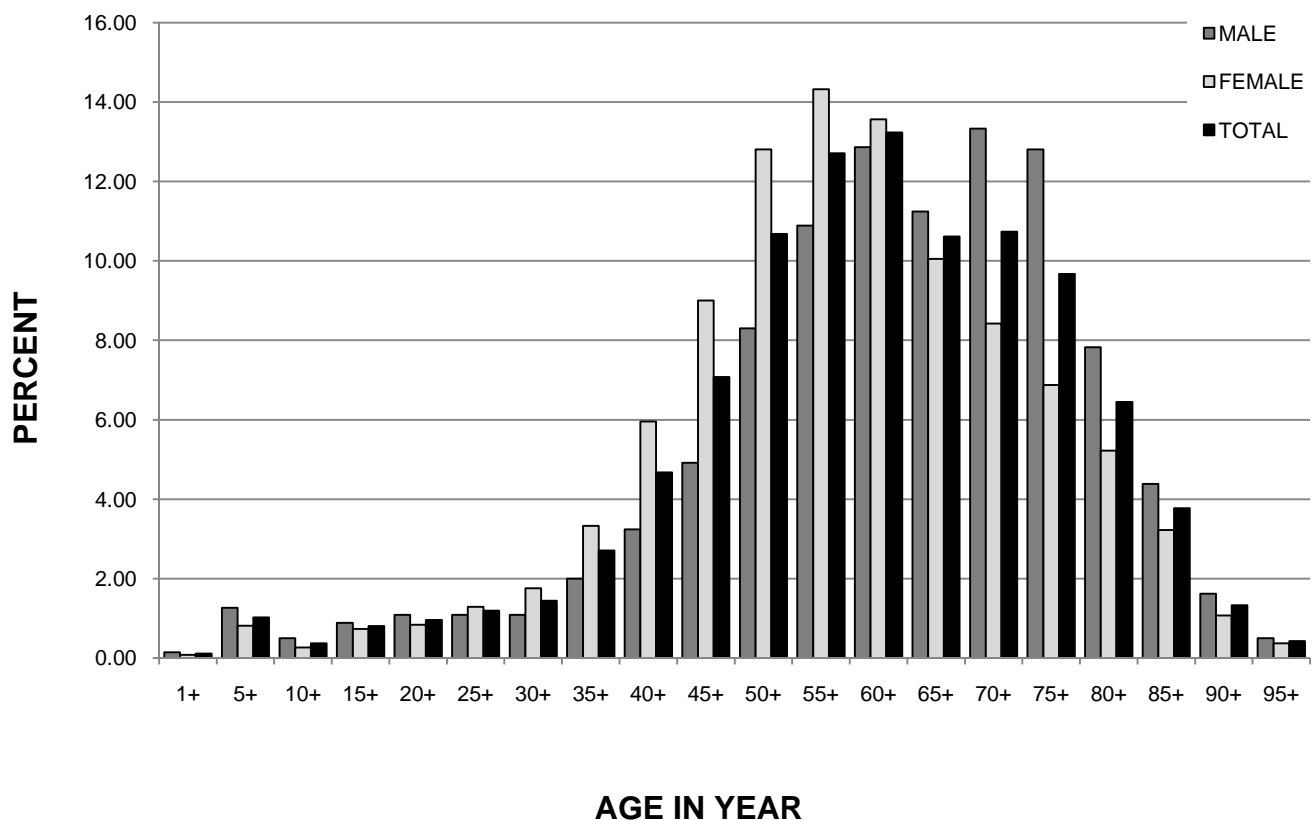


TABLE V : PRIMARY SITE BY AGE GROUP

SITE / AGE - GROUP		1+	5+	10+	15+	20+	25+	30+	35+	40+	45+	50+	55+	60+	65+	70+	75+	80+	85+	90+	95+					
GRAND TOTAL		7208	8	74	27	58	69	86	104	195	337	510	770	916	954	765	774	697	465	272	96	31				
MALE		3397	5	43	17	30	37	37	68	110	167	282	370	437	382	453	435	266	149	55	17					
FEMALE		3811	3	31	10	28	32	49	67	127	227	343	488	546	517	383	321	262	199	123	41	14				
C000	External Lip: Upper NOS	T	1	0	0	0	0	0	0	0	0	0	0	0	1	0	0	0	0	0	0	0	0			
		M	0	0	0	0	0	0	0	0	0	0	0	0	0	0	0	0	0	0	0	0	0	0		
		F	1	0	0	0	0	0	0	0	0	0	0	0	0	1	0	0	0	0	0	0	0	0		
C001	External Lip: Lower NOS	T	11	0	0	0	0	0	0	0	0	0	0	1	0	2	1	4	0	2	0	1				
		M	0	0	0	0	0	0	0	0	0	0	0	0	0	0	0	0	0	0	0	0	0	0		
		F	11	0	0	0	0	0	0	0	0	0	0	1	0	2	1	4	0	2	0	1				
C004	Lip: Lower Mucosa	T	2	0	0	0	0	0	0	0	0	0	0	0	0	0	0	1	1	0	0	0	0			
		M	0	0	0	0	0	0	0	0	0	0	0	0	0	0	0	0	0	0	0	0	0	0		
		F	2	0	0	0	0	0	0	0	0	0	0	0	0	0	0	0	1	1	0	0	0	0		
C009	Lip NOS	T	1	0	0	0	0	0	0	0	0	0	0	0	0	0	0	0	0	1	0	0	0	0		
		M	0	0	0	0	0	0	0	0	0	0	0	0	0	0	0	0	0	0	0	0	0	0	0	
		F	1	0	0	0	0	0	0	0	0	0	0	0	0	0	0	0	0	1	0	0	0	0	0	
C019	Tongue: Base NOS	T	21	0	0	0	0	0	0	0	0	2	1	2	3	3	1	3	1	3	1	3	1	1		
		M	19	0	0	0	0	0	0	0	0	2	1	1	3	3	1	3	0	3	1	1		1		
		F	2	0	0	0	0	0	0	0	0	0	0	1	0	0	0	0	1	0	0	0	0	0	0	
C020	Tongue: Dorsal NOS	T	1	0	0	0	0	0	0	0	0	0	0	0	0	0	1	0	0	0	0	0	0	0		
		M	1	0	0	0	0	0	0	0	0	0	0	0	0	0	1	0	0	0	0	0	0	0	0	
		F	0	0	0	0	0	0	0	0	0	0	0	0	0	0	0	0	0	0	0	0	0	0	0	0
C021	Tongue: Border, Tip	T	1	0	0	0	0	0	0	0	0	0	0	0	0	0	0	0	1	0	0	0	0	0		
		M	0	0	0	0	0	0	0	0	0	0	0	0	0	0	0	0	0	0	0	0	0	0	0	0
		F	1	0	0	0	0	0	0	0	0	0	0	0	0	0	0	0	0	1	0	0	0	0	0	0
C022	Tongue: Ventral NOS	T	1	0	0	0	0	0	0	0	0	1	0	0	0	0	0	0	0	0	0	0	0	0		
		M	1	0	0	0	0	0	0	0	0	1	0	0	0	0	0	0	0	0	0	0	0	0	0	
		F	0	0	0	0	0	0	0	0	0	0	0	0	0	0	0	0	0	0	0	0	0	0	0	0
C028	Tongue: Overlapping	T	1	0	0	0	0	0	0	0	0	0	1	0	0	0	0	0	0	0	0	0	0	0		
		M	1	0	0	0	0	0	0	0	0	0	1	0	0	0	0	0	0	0	0	0	0	0	0	
		F	0	0	0	0	0	0	0	0	0	0	0	0	0	0	0	0	0	0	0	0	0	0	0	0
C029	Tongue: NOS	T	48	0	0	0	0	0	0	3	2	1	2	12	8	6	3	6	2	2	1	0		0		
		M	35	0	0	0	0	0	0	1	1	0	1	12	5	4	3	6	1	1	0	0		0		
		F	13	0	0	0	0	0	0	2	1	1	1	0	3	2	0	0	1	1	1	0		0		

TABLE V : PRIMARY SITE BY AGE GROUP (cont.)

SITE / AGE - GROUP			1+	5+	10+	15+	20+	25+	30+	35+	40+	45+	50+	55+	60+	65+	70+	75+	80+	85+	90+	95+			
C030	Gum: Upper	T	2	0	0	0	0	0	0	0	0	0	2	0	0	0	0	0	0	0	0	0	0		
		M	1	0	0	0	0	0	0	0	0	0	0	1	0	0	0	0	0	0	0	0	0	0	
		F	1	0	0	0	0	0	0	0	0	0	0	1	0	0	0	0	0	0	0	0	0	0	
C031	Gum: Lower	T	17	0	0	0	0	0	0	0	0	0	1	0	2	2	2	2	3	2	3	0	0		
		M	5	0	0	0	0	0	0	0	0	0	1	0	2	1	0	0	0	1	0	0	0	0	
		F	12	0	0	0	0	0	0	0	0	0	0	0	0	1	2	2	3	1	3	0	0	0	
C040	Mouth: Anterior Floor	T	1	0	0	0	0	0	0	0	0	0	0	1	0	0	0	0	0	0	0	0	0	0	
		M	1	0	0	0	0	0	0	0	0	0	0	1	0	0	0	0	0	0	0	0	0	0	0
		F	0	0	0	0	0	0	0	0	0	0	0	0	0	0	0	0	0	0	0	0	0	0	0
C049	Floor of Mouth NOS	T	21	0	0	0	0	0	0	0	0	1	2	2	6	1	3	2	2	1	0	1	0		
		M	19	0	0	0	0	0	0	0	0	1	1	1	6	1	3	2	2	1	0	1	0		
		F	2	0	0	0	0	0	0	0	0	0	1	1	0	0	0	0	0	0	0	0	0	0	
C050	Hard Palate	T	5	0	0	0	0	0	0	0	1	0	0	0	2	2	0	0	0	0	0	0	0	0	
		M	3	0	0	0	0	0	0	0	0	0	0	0	1	2	0	0	0	0	0	0	0	0	0
		F	2	0	0	0	0	0	0	0	0	1	0	0	1	0	0	0	0	0	0	0	0	0	0
C051	Soft Palate NOS	T	13	0	0	0	0	1	0	0	0	0	1	1	2	1	3	1	1	0	1	1	0		
		M	11	0	0	0	0	0	0	0	0	0	1	1	2	1	3	1	1	0	0	1	0		
		F	2	0	0	0	0	1	0	0	0	0	0	0	0	0	0	0	0	0	1	0	0		
C052	Uvula	T	1	0	0	0	0	0	0	0	0	0	0	0	0	0	0	0	0	0	1	0	0	0	
		M	0	0	0	0	0	0	0	0	0	0	0	0	0	0	0	0	0	0	0	0	0	0	0
		F	1	0	0	0	0	0	0	0	0	0	0	0	0	0	0	0	0	0	1	0	0	0	0
C060	Cheek Mucosa	T	22	0	0	0	0	0	0	0	0	0	0	2	0	5	2	3	2	1	3	4	0		
		M	9	0	0	0	0	0	0	0	0	0	0	1	0	3	2	2	1	0	0	0	0	0	
		F	13	0	0	0	0	0	0	0	0	0	0	1	0	2	0	1	1	1	3	4	0		
C062	Retromolar Area	T	3	0	0	0	0	0	0	0	0	0	0	0	0	1	0	0	0	2	0	0	0		
		M	2	0	0	0	0	0	0	0	0	0	0	0	0	1	0	0	0	1	0	0	0	0	
		F	1	0	0	0	0	0	0	0	0	0	0	0	0	0	0	0	0	0	1	0	0	0	0
C069	Mouth NOS	T	3	0	0	0	0	0	0	0	0	0	0	0	0	0	0	0	1	2	0	0	0		
		M	1	0	0	0	0	0	0	0	0	0	0	0	0	0	0	0	1	0	0	0	0	0	
		F	2	0	0	0	0	0	0	0	0	0	0	0	0	0	0	0	0	0	2	0	0	0	
C079	Parotid Gland	T	27	0	0	0	0	1	1	0	0	2	4	0	2	7	1	3	1	2	3	0	0		
		M	13	0	0	0	0	0	1	0	0	1	2	0	0	5	1	1	0	2	0	0	0		
		F	14	0	0	0	0	1	0	0	0	1	2	0	2	2	0	2	1	0	3	0	0		

TABLE V : PRIMARY SITE BY AGE GROUP (cont.)

SITE / AGE - GROUP			1+	5+	10+	15+	20+	25+	30+	35+	40+	45+	50+	55+	60+	65+	70+	75+	80+	85+	90+	95+	
C080	Submandibular Gland	T	8	0	0	0	0	0	0	0	1	0	0	2	0	1	2	1	1	0	0	0	
		M	3	0	0	0	0	0	0	0	0	0	0	0	0	0	0	2	1	0	0	0	0
		F	5	0	0	0	0	0	0	0	0	1	0	0	2	0	1	0	0	1	0	0	0
C089	Major Sal Gland NOS	T	1	0	0	0	0	0	0	0	1	0	0	0	0	0	0	0	0	0	0	0	0
		M	0	0	0	0	0	0	0	0	0	0	0	0	0	0	0	0	0	0	0	0	0
		F	1	0	0	0	0	0	0	0	0	1	0	0	0	0	0	0	0	0	0	0	0
C099	Tonsil NOS	T	33	0	0	0	0	0	0	1	0	5	5	7	2	3	5	2	3	0	0	0	
		M	20	0	0	0	0	0	0	0	0	0	3	4	5	1	2	3	1	1	0	0	0
		F	13	0	0	0	0	0	0	0	1	0	2	1	2	1	1	2	1	2	0	0	0
C100	Vallecula	T	1	0	0	0	0	0	0	0	0	0	0	0	0	0	1	0	0	0	0	0	
		M	0	0	0	0	0	0	0	0	0	0	0	0	0	0	0	0	0	0	0	0	0
		F	1	0	0	0	0	0	0	0	0	0	0	0	0	0	1	0	0	0	0	0	0
C108	Oropharynx: Overlapping	T	1	0	0	0	0	0	0	0	0	0	0	0	0	0	0	1	0	0	0	0	0
		M	1	0	0	0	0	0	0	0	0	0	0	0	0	0	0	1	0	0	0	0	0
		F	0	0	0	0	0	0	0	0	0	0	0	0	0	0	0	0	0	0	0	0	0
C109	Oropharynx NOS	T	5	0	0	0	0	0	0	0	0	0	3	1	0	0	0	0	0	1	0	0	0
		M	4	0	0	0	0	0	0	0	0	0	3	1	0	0	0	0	0	0	0	0	0
		F	1	0	0	0	0	0	0	0	0	0	0	0	0	0	0	0	0	1	0	0	0
C111	Nasopharynx: Poster Wall	T	2	0	0	0	0	0	0	0	0	0	1	0	0	1	0	0	0	0	0	0	0
		M	2	0	0	0	0	0	0	0	0	0	0	1	0	0	1	0	0	0	0	0	0
		F	0	0	0	0	0	0	0	0	0	0	0	0	0	0	0	0	0	0	0	0	0
C112	Nasopharynx: Lateral Wall	T	5	0	0	0	0	0	0	0	0	1	0	0	1	0	1	1	1	0	0	0	0
		M	5	0	0	0	0	0	0	0	0	0	1	0	0	1	0	1	1	1	0	0	0
		F	0	0	0	0	0	0	0	0	0	0	0	0	0	0	0	0	0	0	0	0	0
C113	Nasopharynx: Anterior Wall	T	1	0	0	0	0	0	0	0	0	0	0	1	0	0	0	0	0	0	0	0	0
		M	1	0	0	0	0	0	0	0	0	0	0	0	1	0	0	0	0	0	0	0	0
		F	0	0	0	0	0	0	0	0	0	0	0	0	0	0	0	0	0	0	0	0	0
C118	Nasopharynx: Overlapping	T	6	0	0	0	0	0	0	0	0	1	3	0	0	1	1	0	0	0	0	0	0
		M	3	0	0	0	0	0	0	0	0	0	0	2	0	0	0	1	0	0	0	0	0
		F	3	0	0	0	0	0	0	0	0	0	1	1	0	0	1	0	0	0	0	0	0
C119	Nasopharynx NOS	T	142	0	0	1	1	2	2	4	14	17	16	12	19	21	17	5	6	3	0	1	1
		M	106	0	0	1	1	2	2	3	13	14	14	8	9	17	11	4	3	2	0	1	1
		F	36	0	0	0	0	0	0	1	1	3	2	4	10	4	6	1	3	1	0	0	0

TABLE V : PRIMARY SITE BY AGE GROUP (cont.)

SITE / AGE - GROUP			1+	5+	10+	15+	20+	25+	30+	35+	40+	45+	50+	55+	60+	65+	70+	75+	80+	85+	90+	95+
C129	Pyriform Sinus	T	24	0	0	0	0	0	0	0	0	4	1	3	4	1	6	1	3	0	0	1
		M	24	0	0	0	0	0	0	0	0	4	1	3	4	1	6	1	3	0	0	1
		F	0	0	0	0	0	0	0	0	0	0	0	0	0	0	0	0	0	0	0	0
C130	Hypopharynx: Postcricoid	T	4	0	0	0	0	0	0	0	0	0	1	0	1	0	0	0	2	0	0	0
		M	4	0	0	0	0	0	0	0	0	0	1	0	1	0	0	0	2	0	0	0
		F	0	0	0	0	0	0	0	0	0	0	0	0	0	0	0	0	0	0	0	0
C132	Hypopharynx: Poster Wall	T	6	0	0	0	0	0	0	0	0	1	1	1	0	1	1	0	0	1	0	0
		M	6	0	0	0	0	0	0	0	0	1	1	1	0	1	1	0	0	1	0	0
		F	0	0	0	0	0	0	0	0	0	0	0	0	0	0	0	0	0	0	0	0
C138	Hypopharynx: Overlapping	T	3	0	0	0	0	0	0	0	0	1	0	1	1	0	0	0	0	0	0	0
		M	3	0	0	0	0	0	0	0	0	1	0	1	1	0	0	0	0	0	0	0
		F	0	0	0	0	0	0	0	0	0	0	0	0	0	0	0	0	0	0	0	0
C139	Hypopharynx NOS	T	9	0	0	0	0	0	0	0	0	0	1	3	0	1	2	0	0	1	1	0
		M	8	0	0	0	0	0	0	0	0	0	0	3	0	1	2	0	0	1	1	0
		F	1	0	0	0	0	0	0	0	0	0	1	0	0	0	0	0	0	0	0	0
C140	Pharynx NOS	T	1	0	0	0	0	0	0	0	0	0	0	0	1	0	0	0	0	0	0	0
		M	1	0	0	0	0	0	0	0	0	0	0	0	1	0	0	0	0	0	0	0
		F	0	0	0	0	0	0	0	0	0	0	0	0	0	0	0	0	0	0	0	0
C150	Esophagus: Cervical	T	2	0	0	0	0	0	0	1	0	0	0	0	0	0	1	0	0	0	0	0
		M	2	0	0	0	0	0	0	1	0	0	0	0	0	0	1	0	0	0	0	0
		F	0	0	0	0	0	0	0	0	0	0	0	0	0	0	0	0	0	0	0	0
C151	Esophagus: Thoracic	T	1	0	0	0	0	0	0	0	0	0	0	0	0	0	1	0	0	0	0	0
		M	1	0	0	0	0	0	0	0	0	0	0	0	0	0	1	0	0	0	0	0
		F	0	0	0	0	0	0	0	0	0	0	0	0	0	0	0	0	0	0	0	0
C153	Esophagus: Upper Third	T	3	0	0	0	0	0	0	0	0	0	0	0	0	0	1	1	0	1	0	0
		M	3	0	0	0	0	0	0	0	0	0	0	0	0	0	1	1	0	1	0	0
		F	0	0	0	0	0	0	0	0	0	0	0	0	0	0	0	0	0	0	0	0
C154	Esophagus: Middle Third	T	17	0	0	0	0	0	0	0	0	0	1	3	6	0	4	1	1	0	1	0
		M	17	0	0	0	0	0	0	0	0	0	1	3	6	0	4	1	1	0	1	0
		F	0	0	0	0	0	0	0	0	0	0	0	0	0	0	0	0	0	0	0	0
C155	Esophagus: Lower Third	T	19	0	0	0	0	0	0	0	0	0	2	3	5	2	1	3	0	1	2	0
		M	15	0	0	0	0	0	0	0	0	0	2	3	2	2	1	3	0	1	1	0
		F	4	0	0	0	0	0	0	0	0	0	0	0	3	0	0	0	0	0	1	0

TABLE V : PRIMARY SITE BY AGE GROUP (cont.)

SITE / AGE - GROUP			1+	5+	10+	15+	20+	25+	30+	35+	40+	45+	50+	55+	60+	65+	70+	75+	80+	85+	90+	95+		
C158	Esophagus: Overlapping	T	2	0	0	0	0	0	0	0	0	0	1	0	1	0	0	0	0	0	0	0	0	
		M	2	0	0	0	0	0	0	0	0	0	0	1	0	1	0	0	0	0	0	0	0	0
		F	0	0	0	0	0	0	0	0	0	0	0	0	0	0	0	0	0	0	0	0	0	0
C159	Esophagus NOS	T	63	0	0	0	0	1	1	0	3	3	7	10	6	15	7	5	5	0	0	0	0	
		M	55	0	0	0	0	0	1	0	2	2	6	9	6	13	7	5	4	0	0	0	0	
		F	8	0	0	0	0	1	0	0	1	1	1	1	0	2	0	0	1	0	0	0	0	
C160	Stomach: Cardia NOS	T	16	0	0	0	0	0	1	0	0	4	0	3	2	0	2	1	2	0	0	1		
		M	7	0	0	0	0	0	1	0	0	1	0	2	0	0	2	0	0	0	0	1		
		F	9	0	0	0	0	0	0	0	0	3	0	1	2	0	0	1	2	0	0	0		
C161	Stomach: Fundus	T	2	0	0	0	0	0	0	0	1	0	1	0	0	0	0	0	0	0	0	0	0	
		M	0	0	0	0	0	0	0	0	0	0	0	0	0	0	0	0	0	0	0	0	0	
		F	2	0	0	0	0	0	0	0	1	0	1	0	0	0	0	0	0	0	0	0	0	
C162	Stomach: Body	T	8	0	0	0	0	0	1	0	1	0	1	1	2	1	1	0	0	0	0	0	0	
		M	2	0	0	0	0	0	0	0	0	0	0	0	0	1	1	0	0	0	0	0	0	
		F	6	0	0	0	0	0	1	0	1	0	1	1	2	0	0	0	0	0	0	0	0	
C163	Stomach: Pyl Antrum	T	17	0	0	0	0	0	0	0	3	2	1	0	1	2	3	4	0	0	0	1		
		M	10	0	0	0	0	0	0	0	2	0	0	0	0	1	2	4	0	0	0	1		
		F	7	0	0	0	0	0	0	0	1	2	1	0	1	1	1	0	0	0	0	0		
C164	Stomach: Pylorus	T	3	0	0	0	0	0	0	1	0	0	0	1	0	0	0	0	0	1	0	0		
		M	2	0	0	0	0	0	0	1	0	0	0	1	0	0	0	0	0	0	0	0		
		F	1	0	0	0	0	0	0	0	0	0	0	0	0	0	0	0	0	1	0	0		
C166	Stomach: Great Curv	T	1	0	0	0	0	0	0	0	0	0	0	0	0	0	1	0	0	0	0	0		
		M	0	0	0	0	0	0	0	0	0	0	0	0	0	0	0	0	0	0	0	0		
		F	1	0	0	0	0	0	0	0	0	0	0	0	0	0	1	0	0	0	0	0		
C168	Stomach: Overlapping	T	11	0	0	0	0	0	0	0	1	1	1	2	3	1	0	0	1	1	0	0		
		M	4	0	0	0	0	0	0	0	1	0	0	0	1	1	0	0	1	0	0	0		
		F	7	0	0	0	0	0	0	0	0	1	1	2	2	0	0	0	0	1	0	0		
C169	Stomach, NOS	T	99	0	0	0	0	0	1	3	5	6	11	9	11	18	9	8	10	4	2	2		
		M	45	0	0	0	0	0	1	1	0	1	4	5	5	10	4	4	6	2	1	1		
		F	54	0	0	0	0	0	0	2	5	5	7	4	6	8	5	4	4	2	1	1		
C170	Duodenum	T	6	0	0	0	0	0	0	0	1	0	0	1	0	2	1	0	1	0	0	0		
		M	2	0	0	0	0	0	0	0	0	0	0	1	0	1	0	0	0	0	0	0		
		F	4	0	0	0	0	0	0	0	1	0	0	0	0	1	1	0	1	0	0	0		

TABLE V : PRIMARY SITE BY AGE GROUP (cont.)

SITE / AGE - GROUP			1+	5+	10+	15+	20+	25+	30+	35+	40+	45+	50+	55+	60+	65+	70+	75+	80+	85+	90+	95+			
C171	Jejunum	T	8	0	0	0	0	0	0	0	0	1	0	3	1	1	2	0	0	0	0	0	0		
		M	1	0	0	0	0	0	0	0	0	0	0	0	1	0	0	0	0	0	0	0	0	0	
		F	7	0	0	0	0	0	0	0	0	0	1	0	2	1	1	2	0	0	0	0	0	0	
C172	Ileum	T	4	0	0	0	0	0	0	1	0	0	0	2	1	0	0	0	0	0	0	0	0	0	
		M	1	0	0	0	0	0	0	0	0	0	0	1	0	0	0	0	0	0	0	0	0	0	
		F	3	0	0	0	0	0	0	0	1	0	0	0	1	1	0	0	0	0	0	0	0	0	0
C179	Small Intestine, NOS	T	1	0	0	0	0	1	0	0	0	0	0	0	0	0	0	0	0	0	0	0	0	0	
		M	0	0	0	0	0	0	0	0	0	0	0	0	0	0	0	0	0	0	0	0	0	0	0
		F	1	0	0	0	0	0	1	0	0	0	0	0	0	0	0	0	0	0	0	0	0	0	0
C180	Colon: Caecum	T	33	0	0	0	0	0	0	1	0	0	4	4	4	2	11	1	3	3	0	0	0	0	
		M	19	0	0	0	0	0	0	1	0	0	2	1	3	1	5	1	3	2	0	0	0	0	
		F	14	0	0	0	0	0	0	0	0	0	2	3	1	1	6	0	0	1	0	0	0	0	
C181	Colon: Appendix	T	4	0	0	0	1	0	0	0	0	0	1	0	0	0	2	0	0	0	0	0	0	0	
		M	1	0	0	0	0	0	0	0	0	0	1	0	0	0	0	0	0	0	0	0	0	0	0
		F	3	0	0	0	1	0	0	0	0	0	0	0	0	0	0	2	0	0	0	0	0	0	0
C182	Colon: Ascending	T	39	0	0	0	0	0	0	0	0	1	1	2	4	3	12	2	3	8	1	2	0	2	
		M	16	0	0	0	0	0	0	0	0	0	0	0	2	1	5	2	1	4	0	1	0	1	
		F	23	0	0	0	0	0	0	0	0	1	1	2	2	2	7	0	2	4	1	1	0	1	
C183	Colon: Hepatic Flexure	T	18	0	0	0	0	0	0	0	0	0	2	4	1	4	2	2	0	3	0	0	0	0	
		M	9	0	0	0	0	0	0	0	0	0	2	2	1	2	1	1	0	0	0	0	0	0	
		F	9	0	0	0	0	0	0	0	0	0	0	2	0	2	1	1	0	3	0	0	0	0	
C184	Colon: Transverse	T	23	0	0	0	0	0	0	0	0	0	1	4	4	3	3	2	3	3	0	0	0	0	
		M	12	0	0	0	0	0	0	0	0	0	1	3	3	1	1	1	1	1	1	0	0	0	
		F	11	0	0	0	0	0	0	0	0	0	0	1	1	2	2	1	2	2	0	0	0	0	
C185	Colon: Splenic Flexure	T	6	0	0	0	0	0	0	0	0	0	1	2	0	1	1	1	0	0	0	0	0	0	
		M	2	0	0	0	0	0	0	0	0	0	0	1	0	0	1	0	0	0	0	0	0	0	
		F	4	0	0	0	0	0	0	0	0	0	1	1	0	1	0	1	0	0	0	0	0	0	
C186	Colon: Descending	T	35	0	0	0	0	0	0	0	2	1	5	4	8	3	3	2	3	4	0	0	0	0	
		M	18	0	0	0	0	0	0	0	0	1	3	1	4	3	1	1	2	2	0	0	0	0	
		F	17	0	0	0	0	0	0	0	0	2	0	2	3	4	0	2	1	1	2	0	0	0	
C187	Colon: Sigmoid	T	143	0	0	0	0	1	1	1	1	6	12	21	18	15	21	18	14	8	4	2	0	2	
		M	73	0	0	0	0	1	1	1	1	4	6	6	5	8	13	10	9	5	2	1	0	1	
		F	70	0	0	0	0	0	0	0	0	2	6	15	13	7	8	8	5	3	2	1	0	1	

TABLE V : PRIMARY SITE BY AGE GROUP (cont.)

SITE / AGE - GROUP			1+	5+	10+	15+	20+	25+	30+	35+	40+	45+	50+	55+	60+	65+	70+	75+	80+	85+	90+	95+	
C188	Colon: Overlapping	T	6	0	0	0	1	0	0	0	0	1	0	0	1	1	0	2	0	0	0	0	
		M	2	0	0	0	1	0	0	0	0	0	0	0	0	0	1	0	0	0	0	0	0
		F	4	0	0	0	0	0	0	0	0	0	1	0	0	1	0	0	2	0	0	0	0
C189	Colon NOS	T	18	0	0	0	1	0	0	0	1	0	1	4	4	2	0	1	1	3	0	0	0
		M	10	0	0	0	1	0	0	0	0	0	1	3	0	2	0	1	1	1	0	0	0
		F	8	0	0	0	0	0	0	0	1	0	0	1	4	0	0	0	0	2	0	0	0
C199	Rectosigmoid Junction	T	51	0	0	0	0	0	0	1	4	2	4	6	7	6	6	6	6	4	2	2	1
		M	32	0	0	0	0	0	0	0	1	1	2	3	6	5	5	3	3	3	1	2	0
		F	19	0	0	0	0	0	0	0	1	3	1	2	3	1	1	1	3	1	1	0	1
C209	Rectum NOS	T	252	0	0	0	0	1	2	2	4	16	27	31	36	29	24	35	23	17	5	0	
		M	150	0	0	0	0	1	1	2	3	10	18	18	17	18	10	24	12	12	4	0	
		F	102	0	0	0	0	0	1	0	1	6	9	13	19	11	14	11	11	5	1	0	
C211	Anal Canal	T	9	0	0	0	0	0	1	1	0	0	0	1	2	1	0	3	0	0	0	0	
		M	6	0	0	0	0	0	1	1	0	0	0	1	1	1	0	1	0	0	0	0	
		F	3	0	0	0	0	0	0	0	0	0	0	0	1	0	0	2	0	0	0	0	
C218	Rectum: Overlapping	T	1	0	0	0	0	0	0	1	0	0	0	0	0	0	0	0	0	0	0	0	
		M	1	0	0	0	0	0	0	1	0	0	0	0	0	0	0	0	0	0	0	0	
		F	0	0	0	0	0	0	0	0	0	0	0	0	0	0	0	0	0	0	0	0	
C220	Liver	T	569	0	3	1	0	1	2	5	4	19	37	74	87	89	59	66	59	44	16	3	0
		M	420	0	2	1	0	0	1	4	2	16	30	65	71	68	38	45	45	22	8	2	0
		F	149	0	1	0	0	1	1	1	2	3	7	9	16	21	21	21	14	22	8	1	0
C221	Intrahepatic Bile Duct	T	156	0	0	0	0	0	0	1	5	9	8	20	28	27	19	20	9	6	4	0	
		M	93	0	0	0	0	0	0	1	2	5	6	11	15	14	12	13	7	4	3	0	
		F	63	0	0	0	0	0	0	0	3	4	2	9	13	13	7	7	2	2	1	0	
C239	Gallbladder	T	31	0	0	0	0	0	1	1	0	0	3	2	7	7	5	4	0	1	0	0	
		M	7	0	0	0	0	0	0	0	0	0	0	1	1	2	1	1	0	1	0	0	
		F	24	0	0	0	0	0	1	1	0	0	3	1	6	5	4	3	0	0	0	0	
C240	Extrahepatic Bile Duct	T	5	0	0	0	0	0	0	0	1	0	0	1	0	1	1	0	1	0	0	0	
		M	2	0	0	0	0	0	0	0	1	0	0	0	0	0	0	0	1	0	0	0	
		F	3	0	0	0	0	0	0	0	0	0	0	1	0	1	1	0	0	0	0	0	
C241	Ampulla of Vater	T	35	0	0	0	0	0	0	0	0	3	2	6	7	5	4	3	2	2	0	1	
		M	23	0	0	0	0	0	0	0	0	2	2	5	3	5	2	2	1	1	0	0	
		F	12	0	0	0	0	0	0	0	0	1	0	1	4	0	2	1	1	1	0	1	

TABLE V : PRIMARY SITE BY AGE GROUP (cont.)

SITE / AGE - GROUP			1+	5+	10+	15+	20+	25+	30+	35+	40+	45+	50+	55+	60+	65+	70+	75+	80+	85+	90+	95+	
C250	Pancreas: Head	T	63	0	0	0	0	0	1	1	0	2	4	4	4	5	8	11	10	9	3	1	0
		M	28	0	0	0	0	0	0	0	0	1	4	4	1	2	2	6	3	3	1	1	0
		F	35	0	0	0	0	0	1	1	0	1	0	0	3	3	6	5	7	6	2	0	0
C251	Pancreas: Body	T	8	0	0	0	0	0	0	0	0	0	1	1	2	1	1	0	1	0	1	0	0
		M	4	0	0	0	0	0	0	0	0	0	0	1	0	1	1	0	1	0	0	0	0
		F	4	0	0	0	0	0	0	0	0	0	1	0	2	0	0	0	0	0	1	0	0
C252	Pancreas: Tail	T	6	0	0	0	0	0	0	0	0	0	0	0	0	2	3	0	0	0	0	1	0
		M	5	0	0	0	0	0	0	0	0	0	0	0	0	2	2	0	0	0	0	1	0
		F	1	0	0	0	0	0	0	0	0	0	0	0	0	0	1	0	0	0	0	0	0
C253	Pancreatic Duct	T	1	0	0	0	0	0	0	0	0	0	0	0	0	1	0	0	0	0	0	0	0
		M	1	0	0	0	0	0	0	0	0	0	0	0	0	1	0	0	0	0	0	0	0
		F	0	0	0	0	0	0	0	0	0	0	0	0	0	0	0	0	0	0	0	0	0
C257	Pancreas Other	T	1	0	0	0	0	0	0	0	0	1	0	0	0	0	0	0	0	0	0	0	0
		M	1	0	0	0	0	0	0	0	0	0	1	0	0	0	0	0	0	0	0	0	0
		F	0	0	0	0	0	0	0	0	0	0	0	0	0	0	0	0	0	0	0	0	0
C259	Pancreas NOS	T	23	0	0	0	0	0	0	0	0	1	2	3	1	4	5	3	2	2	2	0	0
		M	13	0	0	0	0	0	0	0	0	0	0	2	2	1	2	4	0	1	1	0	0
		F	10	0	0	0	0	0	0	0	0	0	1	0	1	0	2	1	3	1	1	0	0
C269	Gastrointestinal Tract NOS	T	3	0	0	0	0	0	0	0	0	0	0	0	0	1	1	0	0	1	0	0	0
		M	1	0	0	0	0	0	0	0	0	0	0	0	0	1	0	0	0	0	0	0	0
		F	2	0	0	0	0	0	0	0	0	0	0	0	0	0	1	0	0	1	0	0	0
C300	Nasal Cavity	T	32	0	0	0	0	0	1	4	4	2	1	6	5	1	1	3	1	1	2	0	0
		M	18	0	0	0	0	0	1	2	4	0	0	2	4	0	1	2	0	1	1	1	0
		F	14	0	0	0	0	0	0	2	0	2	1	4	1	1	0	1	1	0	1	0	0
C301	Middle Ear	T	1	0	0	0	0	0	0	0	1	0	0	0	0	0	0	0	0	0	0	0	0
		M	0	0	0	0	0	0	0	0	0	0	0	0	0	0	0	0	0	0	0	0	0
		F	1	0	0	0	0	0	0	0	1	0	0	0	0	0	0	0	0	0	0	0	0
C310	Maxillary Sinus	T	12	0	0	0	0	1	0	0	1	3	1	1	0	2	0	1	0	2	0	0	0
		M	6	0	0	0	0	0	0	0	0	2	0	1	0	0	0	1	0	2	0	0	0
		F	6	0	0	0	0	1	0	0	1	1	1	0	0	2	0	0	0	0	0	0	0
C311	Ethmoid Sinus	T	1	0	0	0	0	0	0	0	0	0	0	0	1	0	0	0	0	0	0	0	0
		M	1	0	0	0	0	0	0	0	0	0	0	0	1	0	0	0	0	0	0	0	0
		F	0	0	0	0	0	0	0	0	0	0	0	0	0	0	0	0	0	0	0	0	0

TABLE V : PRIMARY SITE BY AGE GROUP (cont.)

SITE / AGE - GROUP		1+	5+	10+	15+	20+	25+	30+	35+	40+	45+	50+	55+	60+	65+	70+	75+	80+	85+	90+	95+		
C313	Sphenoid Sinus	T	1	0	0	0	0	0	0	0	0	0	0	0	1	0	0	0	0	0	0	0	
		M	0	0	0	0	0	0	0	0	0	0	0	0	0	0	0	0	0	0	0	0	0
		F	1	0	0	0	0	0	0	0	0	0	0	0	0	1	0	0	0	0	0	0	0
C320	Glottis	T	43	0	0	0	0	0	0	0	1	1	3	5	12	6	7	3	3	2	0	0	
		M	43	0	0	0	0	0	0	0	1	1	3	5	12	6	7	3	3	2	0	0	
		F	0	0	0	0	0	0	0	0	0	0	0	0	0	0	0	0	0	0	0	0	
C321	Supraglottis	T	34	0	0	0	0	1	0	1	1	0	3	7	5	4	4	4	3	1	0	0	
		M	32	0	0	0	0	1	0	1	1	0	3	7	5	3	3	4	3	1	0	0	
		F	2	0	0	0	0	0	0	0	0	0	0	0	0	1	1	0	0	0	0	0	
C328	Larynx: Overlapping	T	5	0	0	0	0	0	0	0	0	0	1	0	0	2	2	0	0	0	0	0	
		M	5	0	0	0	0	0	0	0	0	0	1	0	0	2	2	0	0	0	0	0	
		F	0	0	0	0	0	0	0	0	0	0	0	0	0	0	0	0	0	0	0	0	
C329	Larynx NOS	T	1	0	0	0	0	0	0	0	0	0	0	0	0	0	1	0	0	0	0	0	
		M	1	0	0	0	0	0	0	0	0	0	0	0	0	0	1	0	0	0	0	0	
		F	0	0	0	0	0	0	0	0	0	0	0	0	0	0	0	0	0	0	0	0	
C339	Trachea	T	1	0	0	0	0	0	0	0	0	0	1	0	0	0	0	0	0	0	0	0	
		M	0	0	0	0	0	0	0	0	0	0	0	0	0	0	0	0	0	0	0	0	
		F	1	0	0	0	0	0	0	0	0	0	1	0	0	0	0	0	0	0	0	0	
C340	Bronchus: Main	T	10	0	0	0	0	0	0	0	1	2	0	3	1	1	0	2	0	0	0	0	
		M	8	0	0	0	0	0	0	0	1	2	0	1	1	1	0	2	0	0	0	0	
		F	2	0	0	0	0	0	0	0	0	0	0	2	0	0	0	0	0	0	0	0	
C341	Lung: Upper Lobe	T	250	0	0	0	0	1	1	2	6	8	20	22	42	31	32	45	24	13	2	1	
		M	185	0	0	0	0	1	0	0	2	6	13	16	32	21	27	35	19	11	1	1	
		F	65	0	0	0	0	0	1	2	4	2	7	6	10	10	5	10	5	2	1	0	
C342	Lung: Middle Lobe	T	28	0	0	0	0	0	1	0	1	2	4	5	1	2	4	4	4	0	0	0	
		M	8	0	0	0	0	0	0	0	1	0	0	0	1	0	2	3	1	0	0	0	
		F	20	0	0	0	0	0	1	0	0	2	4	5	0	2	2	1	3	0	0	0	
C343	Lung: Lower Lobe	T	135	0	0	0	0	0	1	1	3	3	13	15	20	14	18	18	14	11	3	1	
		M	75	0	0	0	0	0	1	0	1	1	4	8	10	6	12	14	9	8	1	0	
		F	60	0	0	0	0	0	0	1	2	2	9	7	10	8	6	4	5	3	2	1	
C348	Lung, Bronchus: Overlap	T	18	0	0	0	0	0	0	1	0	1	2	4	1	3	2	2	0	1	0	1	
		M	13	0	0	0	0	0	0	1	0	1	1	2	1	3	1	1	0	1	0	1	
		F	5	0	0	0	0	0	0	0	0	0	1	2	0	0	1	1	0	0	0	0	

TABLE V : PRIMARY SITE BY AGE GROUP (cont.)

SITE / AGE - GROUP			1+	5+	10+	15+	20+	25+	30+	35+	40+	45+	50+	55+	60+	65+	70+	75+	80+	85+	90+	95+
C349 Lung NOS	T	176	0	1	0	0	1	0	0	1	3	8	14	27	12	18	33	29	17	10	2	0
	M	112	0	0	0	0	0	0	0	1	2	5	7	19	9	11	19	18	12	7	2	0
	F	64	0	1	0	0	1	0	0	0	1	3	7	8	3	7	14	11	5	3	0	0
C379 Thymus	T	10	0	0	0	0	0	0	0	1	1	1	0	3	2	2	0	0	0	0	0	0
	M	4	0	0	0	0	0	0	0	1	0	0	0	1	1	1	0	0	0	0	0	0
	F	6	0	0	0	0	0	0	0	0	1	1	0	2	1	1	0	0	0	0	0	0
C380 Heart	T	2	0	0	0	0	0	0	0	0	1	0	0	0	1	0	0	0	0	0	0	0
	M	0	0	0	0	0	0	0	0	0	0	0	0	0	0	0	0	0	0	0	0	0
	F	2	0	0	0	0	0	0	0	0	1	0	0	0	1	0	0	0	0	0	0	0
C381 Mediastinum: Anterior	T	18	0	0	1	3	1	2	0	3	2	0	0	2	1	1	1	1	0	0	0	0
	M	13	0	0	1	2	0	2	0	2	1	0	0	1	1	1	1	1	0	0	0	0
	F	5	0	0	0	1	1	0	0	1	1	0	0	1	0	0	0	0	0	0	0	0
C382 Mediastinum: Posterior	T	1	0	1	0	0	0	0	0	0	0	0	0	0	0	0	0	0	0	0	0	0
	M	1	0	1	0	0	0	0	0	0	0	0	0	0	0	0	0	0	0	0	0	0
	F	0	0	0	0	0	0	0	0	0	0	0	0	0	0	0	0	0	0	0	0	0
C383 Mediastinum NOS	T	2	0	0	0	0	0	1	0	0	0	1	0	0	0	0	0	0	0	0	0	0
	M	2	0	0	0	0	0	1	0	0	0	1	0	0	0	0	0	0	0	0	0	0
	F	0	0	0	0	0	0	0	0	0	0	0	0	0	0	0	0	0	0	0	0	0
C384 Pleura NOS	T	1	0	0	0	0	0	0	0	0	0	1	0	0	0	0	0	0	0	0	0	0
	M	0	0	0	0	0	0	0	0	0	0	0	0	0	0	0	0	0	0	0	0	0
	F	1	0	0	0	0	0	0	0	0	0	1	0	0	0	0	0	0	0	0	0	0
C400 Bone: Upper Long	T	5	0	0	0	1	0	1	1	1	0	0	0	1	0	0	0	0	0	0	0	0
	M	3	0	0	0	1	0	0	1	0	0	0	0	1	0	0	0	0	0	0	0	0
	F	2	0	0	0	0	0	1	0	1	0	0	0	0	0	0	0	0	0	0	0	0
C401 Bone: Upper Short	T	1	0	0	0	0	0	0	0	1	0	0	0	0	0	0	0	0	0	0	0	0
	M	1	0	0	0	0	0	0	0	1	0	0	0	0	0	0	0	0	0	0	0	0
	F	0	0	0	0	0	0	0	0	0	0	0	0	0	0	0	0	0	0	0	0	0
C402 Bone: Lower Long	T	47	0	1	1	17	11	6	1	1	1	1	3	0	3	0	0	1	0	0	0	0
	M	28	0	0	1	8	9	4	0	0	1	0	2	0	2	0	0	1	0	0	0	0
	F	19	0	1	0	9	2	2	1	1	0	1	1	0	1	0	0	0	0	0	0	0
C403 Bone: Lower Short	T	3	0	0	1	0	0	0	0	0	1	0	0	1	0	0	0	0	0	0	0	0
	M	2	0	0	0	0	0	0	0	0	1	0	0	1	0	0	0	0	0	0	0	0
	F	1	0	0	1	0	0	0	0	0	0	0	0	0	0	0	0	0	0	0	0	0

TABLE V : PRIMARY SITE BY AGE GROUP (cont.)

SITE / AGE - GROUP			1+	5+	10+	15+	20+	25+	30+	35+	40+	45+	50+	55+	60+	65+	70+	75+	80+	85+	90+	95+	
C410	Bone: Skull and Face	T	6	0	0	0	0	2	0	0	1	1	2	0	0	0	0	0	0	0	0	0	0
		M	1	0	0	0	0	0	0	0	0	0	1	0	0	0	0	0	0	0	0	0	0
		F	5	0	0	0	0	2	0	0	1	1	1	0	0	0	0	0	0	0	0	0	0
C411	Bone: Mandible	T	1	0	1	0	0	0	0	0	0	0	0	0	0	0	0	0	0	0	0	0	0
		M	0	0	0	0	0	0	0	0	0	0	0	0	0	0	0	0	0	0	0	0	0
		F	1	0	1	0	0	0	0	0	0	0	0	0	0	0	0	0	0	0	0	0	0
C412	Bone: Vertebral Column	T	3	0	0	0	0	1	0	0	0	0	2	0	0	0	0	0	0	0	0	0	0
		M	3	0	0	0	0	1	0	0	0	0	2	0	0	0	0	0	0	0	0	0	0
		F	0	0	0	0	0	0	0	0	0	0	0	0	0	0	0	0	0	0	0	0	0
C413	Bone: Rib, Sternum, Clavicle	T	3	0	0	0	0	0	0	1	0	0	0	1	0	0	0	0	1	0	0	0	0
		M	0	0	0	0	0	0	0	0	0	0	0	0	0	0	0	0	0	0	0	0	0
		F	3	0	0	0	0	0	0	1	0	0	0	1	0	0	0	0	1	0	0	0	0
C414	Bone: Pelvic, Sacrum, Coccyx	T	12	0	0	0	1	1	0	1	1	1	2	1	3	1	0	0	0	0	0	0	0
		M	5	0	0	0	1	1	0	0	0	1	1	0	1	0	0	0	0	0	0	0	0
		F	7	0	0	0	0	0	0	1	1	0	1	1	2	1	0	0	0	0	0	0	0
C420	Blood	T	6	0	1	0	0	0	0	0	0	2	0	0	1	1	0	1	0	0	0	0	0
		M	4	0	1	0	0	0	0	0	0	1	0	0	1	1	0	0	0	0	0	0	0
		F	2	0	0	0	0	0	0	0	0	1	0	0	0	0	0	1	0	0	0	0	0
C421	Bone Marrow	T	321	1	24	5	13	11	12	10	21	15	26	28	29	25	33	28	16	14	7	3	0
		M	172	1	16	5	8	6	6	3	12	9	13	10	13	16	17	15	11	8	1	2	0
		F	149	0	8	0	5	5	6	7	9	6	13	18	16	9	16	13	5	6	6	1	0
C422	Spleen	T	4	0	0	0	0	0	0	0	0	0	0	1	1	1	1	0	0	0	0	0	0
		M	3	0	0	0	0	0	0	0	0	0	0	1	1	0	1	0	0	0	0	0	0
		F	1	0	0	0	0	0	0	0	0	0	0	0	0	1	0	0	0	0	0	0	0
C440	Skin of lip, NOS	T	3	0	0	0	0	0	0	0	1	0	0	0	1	0	0	0	1	0	0	0	0
		M	1	0	0	0	0	0	0	0	1	0	0	0	0	0	0	0	0	0	0	0	0
		F	2	0	0	0	0	0	0	0	0	0	0	0	0	1	0	0	0	1	0	0	0
C441	Eyelid	T	15	0	0	0	0	0	0	1	0	0	2	0	1	1	0	4	3	1	1	1	1
		M	7	0	0	0	0	0	0	1	0	0	1	0	1	0	0	1	1	1	1	0	1
		F	8	0	0	0	0	0	0	0	0	0	1	0	0	1	0	3	2	0	1	0	0
C442	External Ear	T	11	0	0	0	0	0	0	0	0	1	1	0	0	1	2	3	1	2	0	0	0
		M	7	0	0	0	0	0	0	0	0	1	1	0	0	1	0	3	1	0	0	0	0
		F	4	0	0	0	0	0	0	0	0	0	0	0	0	0	2	0	0	2	0	0	0

16

TABLE V : PRIMARY SITE BY AGE GROUP (cont.)

SITE / AGE - GROUP			1+	5+	10+	15+	20+	25+	30+	35+	40+	45+	50+	55+	60+	65+	70+	75+	80+	85+	90+	95+	
C443	Skin: Cheek ChinFaceForehead	T	68	0	0	0	0	0	0	2	3	2	4	7	5	9	4	8	12	7	4	1	
		M	25	0	0	0	0	0	0	2	1	2	2	4	1	4	1	1	4	2	1	0	
		F	43	0	0	0	0	0	0	0	2	0	2	3	4	5	3	7	8	5	3	1	
C444	Skin of Scalp and Neck	T	17	0	0	0	0	0	0	0	0	0	1	2	1	3	2	2	1	4	1	0	
		M	8	0	0	0	0	0	0	0	0	0	1	0	0	2	1	1	0	3	0	0	
		F	9	0	0	0	0	0	0	0	0	0	0	2	1	1	1	1	1	1	1	1	
C445	Skin of Trunk	T	26	0	1	0	0	1	1	1	0	1	3	1	5	0	3	3	3	1	2	0	0
		M	13	0	0	0	0	0	1	0	1	1	0	1	0	2	3	2	1	1	0	0	
		F	13	0	1	0	0	1	1	0	0	0	2	1	4	0	1	0	1	0	1	0	
C446	Skin of upper limb & shoulder	T	15	0	0	0	0	0	0	0	0	2	3	0	2	1	1	0	2	3	1	0	
		M	9	0	0	0	0	0	0	0	0	1	2	0	0	0	1	0	1	3	1	0	
		F	6	0	0	0	0	0	0	0	0	1	1	0	2	1	0	0	1	0	0	0	
C447	Skin of lower limb and hip	T	33	0	0	1	0	0	1	1	1	1	0	4	3	4	4	4	3	3	3	0	0
		M	15	0	0	1	0	0	1	0	1	1	0	1	1	2	1	2	1	1	2	0	0
		F	18	0	0	0	0	0	0	1	0	0	0	3	2	2	3	2	2	2	1	0	0
C448	Skin: Overlapping lesion of	T	3	0	0	1	0	0	0	0	0	0	0	1	0	0	0	0	1	0	0	0	
		M	2	0	0	0	0	0	0	0	0	0	0	1	0	0	0	0	1	0	0	0	
		F	1	0	0	1	0	0	0	0	0	0	0	0	0	0	0	0	0	0	0	0	
C449	Skin NOS	T	1	0	0	1	0	0	0	0	0	0	0	0	0	0	0	0	0	0	0	0	
		M	0	0	0	0	0	0	0	0	0	0	0	0	0	0	0	0	0	0	0	0	
		F	1	0	0	1	0	0	0	0	0	0	0	0	0	0	0	0	0	0	0	0	
C470	AutNervSys: HeadFaceNeck	T	1	0	0	0	0	0	1	0	0	0	0	0	0	0	0	0	0	0	0	0	
		M	1	0	0	0	0	0	1	0	0	0	0	0	0	0	0	0	0	0	0	0	
		F	0	0	0	0	0	0	0	0	0	0	0	0	0	0	0	0	0	0	0	0	
C471	AutNervSystem: Upper Limb	T	3	0	0	0	0	0	1	1	1	0	0	0	0	0	0	0	0	0	0	0	
		M	1	0	0	0	0	0	0	0	1	0	0	0	0	0	0	0	0	0	0	0	
		F	2	0	0	0	0	0	1	1	0	0	0	0	0	0	0	0	0	0	0	0	
C472	AutNervSystem:Lower Limb	T	4	0	0	0	0	1	0	0	0	1	0	0	0	0	0	2	0	0	0	0	
		M	3	0	0	0	0	1	0	0	0	1	0	0	0	0	0	1	0	0	0	0	
		F	1	0	0	0	0	0	0	0	0	0	0	0	0	0	0	1	0	0	0	0	
C473	Aut Nerv System: Thorax	T	2	1	0	0	1	0	0	0	0	0	0	0	0	0	0	0	0	0	0	0	
		M	1	1	0	0	0	0	0	0	0	0	0	0	0	0	0	0	0	0	0	0	
		F	1	0	0	0	1	0	0	0	0	0	0	0	0	0	0	0	0	0	0	0	

TABLE V : PRIMARY SITE BY AGE GROUP (cont.)

SITE / AGE - GROUP			1+	5+	10+	15+	20+	25+	30+	35+	40+	45+	50+	55+	60+	65+	70+	75+	80+	85+	90+	95+		
C474	AutNervSystem: Abdomen	T	2	0	0	0	0	0	1	0	1	0	0	0	0	0	0	0	0	0	0	0	0	
		M	1	0	0	0	0	0	0	0	0	1	0	0	0	0	0	0	0	0	0	0	0	0
		F	1	0	0	0	0	0	0	1	0	0	0	0	0	0	0	0	0	0	0	0	0	0
C475	Aut Nerv System: Pelvis	T	2	0	0	0	0	0	0	0	0	0	0	1	0	1	0	0	0	0	0	0	0	0
		M	1	0	0	0	0	0	0	0	0	0	0	1	0	0	0	0	0	0	0	0	0	0
		F	1	0	0	0	0	0	0	0	0	0	0	0	0	1	0	0	0	0	0	0	0	0
C476	AutNervSys: Trunk NOS	T	1	0	0	0	1	0	0	0	0	0	0	0	0	0	0	0	0	0	0	0	0	0
		M	0	0	0	0	0	0	0	0	0	0	0	0	0	0	0	0	0	0	0	0	0	0
		F	1	0	0	0	1	0	0	0	0	0	0	0	0	0	0	0	0	0	0	0	0	0
C478	Aut Nerv System: Overlap	T	5	0	5	0	0	0	0	0	0	0	0	0	0	0	0	0	0	0	0	0	0	0
		M	3	0	3	0	0	0	0	0	0	0	0	0	0	0	0	0	0	0	0	0	0	0
		F	2	0	2	0	0	0	0	0	0	0	0	0	0	0	0	0	0	0	0	0	0	0
C479	Autonomic Nerv Sys NOS	T	1	0	0	0	0	0	0	0	0	0	0	0	0	0	0	0	1	0	0	0	0	0
		M	1	0	0	0	0	0	0	0	0	0	0	0	0	0	0	0	1	0	0	0	0	0
		F	0	0	0	0	0	0	0	0	0	0	0	0	0	0	0	0	0	0	0	0	0	0
C480	Retroperitoneum	T	13	0	0	0	0	0	0	1	0	2	4	1	1	2	1	1	0	0	0	0	0	0
		M	3	0	0	0	0	0	0	1	0	0	1	0	0	1	0	0	0	0	0	0	0	0
		F	10	0	0	0	0	0	0	0	0	0	2	3	1	1	1	1	1	0	0	0	0	0
C481	Peritoneum: Specified pts	T	1	0	0	0	0	0	0	0	0	1	0	0	0	0	0	0	0	0	0	0	0	0
		M	0	0	0	0	0	0	0	0	0	0	0	0	0	0	0	0	0	0	0	0	0	0
		F	1	0	0	0	0	0	0	0	0	0	1	0	0	0	0	0	0	0	0	0	0	0
C482	Peritoneum NOS	T	6	0	0	0	0	0	0	0	0	0	0	1	2	3	0	0	0	0	0	0	0	0
		M	0	0	0	0	0	0	0	0	0	0	0	0	0	0	0	0	0	0	0	0	0	0
		F	6	0	0	0	0	0	0	0	0	0	0	1	2	3	0	0	0	0	0	0	0	0
C490	Connective: Head, Face, Neck	T	8	0	1	0	0	0	2	1	0	0	0	1	1	0	1	0	0	1	0	0	0	0
		M	5	0	1	0	0	0	1	1	0	0	0	1	0	0	0	0	0	0	1	0	0	0
		F	3	0	0	0	0	0	1	0	0	0	0	0	0	1	0	1	0	0	0	0	0	0
C491	Connective Upperlimb Shoulder	T	12	0	0	1	1	0	1	1	0	0	0	2	1	0	0	2	1	1	1	0	0	0
		M	5	0	0	1	0	0	0	0	0	0	0	1	0	0	0	2	1	0	0	0	0	0
		F	7	0	0	0	1	0	1	1	0	0	0	1	1	0	0	0	0	1	1	0	0	0
C492	Connective: Lower limb & hip	T	41	1	0	1	0	2	0	1	2	3	5	3	5	4	2	7	1	1	0	1	2	2
		M	20	0	0	0	0	1	0	1	2	3	3	1	2	1	1	5	0	0	0	0	0	0
		F	21	1	0	1	0	1	0	0	0	0	2	2	3	3	1	2	1	1	0	1	2	2

TABLE V : PRIMARY SITE BY AGE GROUP (cont.)

SITE / AGE - GROUP			1+	5+	10+	15+	20+	25+	30+	35+	40+	45+	50+	55+	60+	65+	70+	75+	80+	85+	90+	95+		
C493	Connective: Thorax	T	12	0	0	0	0	1	0	0	1	1	1	0	3	0	0	3	2	0	0	0	0	
		M	6	0	0	0	0	1	0	0	0	1	1	0	1	0	0	0	2	0	0	0	0	
		F	6	0	0	0	0	0	0	0	1	0	0	0	2	0	0	3	0	0	0	0	0	0
C494	Connective: Abdomen	T	6	0	1	1	0	1	0	0	0	0	0	1	2	0	0	0	0	0	0	0	0	
		M	4	0	1	0	0	1	0	0	0	0	0	1	1	0	0	0	0	0	0	0	0	0
		F	2	0	0	1	0	0	0	0	0	0	0	0	1	0	0	0	0	0	0	0	0	0
C495	Connective: Pelvis	T	12	0	0	0	0	1	2	0	0	0	0	2	1	3	2	0	1	0	0	0	0	
		M	6	0	0	0	0	1	1	0	0	0	0	1	1	0	1	0	1	0	0	0	0	0
		F	6	0	0	0	0	0	1	0	0	0	0	1	0	3	1	0	0	0	0	0	0	0
C496	Connective: Trunk NOS	T	2	0	0	0	0	0	0	0	0	0	0	0	0	0	0	1	0	0	1	0	0	
		M	1	0	0	0	0	0	0	0	0	0	0	0	0	0	0	1	0	0	0	0	0	0
		F	1	0	0	0	0	0	0	0	0	0	0	0	0	0	0	0	0	0	1	0	0	0
C498	Connective: Overlap	T	1	0	0	0	0	0	0	0	0	0	1	0	0	0	0	0	0	0	0	0	0	
		M	1	0	0	0	0	0	0	0	0	0	0	1	0	0	0	0	0	0	0	0	0	0
		F	0	0	0	0	0	0	0	0	0	0	0	0	0	0	0	0	0	0	0	0	0	0
C499	Connective NOS	T	2	0	0	0	0	0	0	0	0	0	0	0	0	0	2	0	0	0	0	0	0	
		M	0	0	0	0	0	0	0	0	0	0	0	0	0	0	0	0	0	0	0	0	0	0
		F	2	0	0	0	0	0	0	0	0	0	0	0	0	0	2	0	0	0	0	0	0	0
C500	Nipple	T	12	0	0	0	0	0	0	0	2	1	1	1	2	1	2	1	1	0	0	0	0	
		M	0	0	0	0	0	0	0	0	0	0	0	0	0	0	0	0	0	0	0	0	0	0
		F	12	0	0	0	0	0	0	0	2	1	1	1	2	1	2	1	1	0	0	0	0	0
C501	Central portion of breast	T	67	0	0	0	0	0	0	1	4	8	15	7	12	6	8	3	0	1	2	0	0	
		M	3	0	0	0	0	0	0	0	1	0	0	0	2	0	0	0	0	0	0	0	0	0
		F	64	0	0	0	0	0	0	1	3	8	15	7	10	6	8	3	0	1	2	0	0	0
C502	Upper-inner quadrant breast	T	136	0	0	0	0	1	2	3	11	11	21	28	19	15	10	8	3	3	0	1	0	
		M	0	0	0	0	0	0	0	0	0	0	0	0	0	0	0	0	0	0	0	0	0	0
		F	136	0	0	0	0	1	2	3	11	11	21	28	19	15	10	8	3	3	0	1	0	0
C503	Lower-inner quadrant breast	T	43	0	0	0	0	0	1	1	6	5	7	6	11	1	1	3	1	0	0	0	0	
		M	0	0	0	0	0	0	0	0	0	0	0	0	0	0	0	0	0	0	0	0	0	0
		F	43	0	0	0	0	0	1	1	6	5	7	6	11	1	1	3	1	0	0	0	0	0
C504	Upper-outer quadrant breast	T	371	0	0	0	0	1	5	16	33	41	75	57	54	37	23	18	7	4	0	0	0	
		M	3	0	0	0	0	0	0	0	0	0	0	1	0	1	1	0	0	0	0	0	0	
		F	368	0	0	0	0	1	5	16	33	41	75	56	54	36	22	18	7	4	0	0	0	0

TABLE V : PRIMARY SITE BY AGE GROUP (cont.)

SITE / AGE - GROUP			1+	5+	10+	15+	20+	25+	30+	35+	40+	45+	50+	55+	60+	65+	70+	75+	80+	85+	90+	95+		
C505	Lower-outer quadrant breast	T	78	0	0	0	0	0	1	5	8	8	13	18	13	5	3	2	1	0	0	0	1	
		M	1	0	0	0	0	0	0	0	0	0	0	0	0	1	0	0	0	0	0	0	0	0
		F	77	0	0	0	0	0	0	1	5	8	8	13	18	12	5	3	2	1	0	0	0	1
C506	Axillary tail of breast	T	1	0	0	0	0	0	0	0	0	0	0	0	0	1	0	0	0	0	0	0	0	0
		M	0	0	0	0	0	0	0	0	0	0	0	0	0	0	0	0	0	0	0	0	0	0
		F	1	0	0	0	0	0	0	0	0	0	0	0	0	0	1	0	0	0	0	0	0	0
C508	Overlapping lesion of breast	T	103	0	0	0	0	0	2	4	12	12	13	22	16	6	5	7	2	2	0	0	0	0
		M	0	0	0	0	0	0	0	0	0	0	0	0	0	0	0	0	0	0	0	0	0	0
		F	103	0	0	0	0	0	0	2	4	12	12	13	22	16	6	5	7	2	2	0	0	0
C509	Breast NOS	T	163	0	0	0	2	0	3	7	14	30	31	24	25	17	4	4	1	1	0	0	0	0
		M	0	0	0	0	0	0	0	0	0	0	0	0	0	0	0	0	0	0	0	0	0	0
		F	163	0	0	0	2	0	3	7	14	30	31	24	25	17	4	4	1	1	0	0	0	0
C519	Vulva NOS	T	10	0	0	0	0	0	0	0	0	2	0	1	0	2	0	0	3	1	1	0	0	0
		M	0	0	0	0	0	0	0	0	0	0	0	0	0	0	0	0	0	0	0	0	0	0
		F	10	0	0	0	0	0	0	0	0	0	2	0	1	0	2	0	0	3	1	1	0	0
C529	Vagina NOS	T	12	0	0	0	1	0	1	0	0	0	0	1	1	3	0	5	0	0	0	0	0	0
		M	0	0	0	0	0	0	0	0	0	0	0	0	0	0	0	0	0	0	0	0	0	0
		F	12	0	0	0	1	0	1	0	0	0	0	1	1	3	0	5	0	0	0	0	0	0
C530	Endocervix	T	22	0	0	0	0	0	0	2	3	6	3	2	3	2	0	1	0	0	0	0	0	0
		M	0	0	0	0	0	0	0	0	0	0	0	0	0	0	0	0	0	0	0	0	0	0
		F	22	0	0	0	0	0	0	0	2	3	6	3	2	3	2	0	1	0	0	0	0	0
C531	Exocervix	T	41	0	0	0	1	0	0	3	3	12	6	5	3	2	3	2	0	1	0	0	0	0
		M	0	0	0	0	0	0	0	0	0	0	0	0	0	0	0	0	0	0	0	0	0	0
		F	41	0	0	0	1	0	0	3	3	12	6	5	3	2	3	2	0	1	0	0	0	0
C538	Overlap lesion cervix uteri	T	4	0	0	0	0	0	0	0	0	0	2	0	0	1	1	0	0	0	0	0	0	0
		M	0	0	0	0	0	0	0	0	0	0	0	0	0	0	0	0	0	0	0	0	0	0
		F	4	0	0	0	0	0	0	0	0	0	0	2	0	0	1	1	0	0	0	0	0	0
C539	Cervix uteri	T	358	0	0	0	0	2	3	10	28	48	59	52	55	29	33	19	13	3	3	3	1	0
		M	0	0	0	0	0	0	0	0	0	0	0	0	0	0	0	0	0	0	0	0	0	0
		F	358	0	0	0	0	2	3	10	28	48	59	52	55	29	33	19	13	3	3	3	1	0
C541	Endometrium	T	173	0	0	0	0	0	0	2	5	8	30	39	29	23	16	11	8	1	1	0	0	0
		M	0	0	0	0	0	0	0	0	0	0	0	0	0	0	0	0	0	0	0	0	0	0
		F	173	0	0	0	0	0	0	2	5	8	30	39	29	23	16	11	8	1	1	0	0	0

TABLE V : PRIMARY SITE BY AGE GROUP (cont.)

SITE / AGE - GROUP			1+	5+	10+	15+	20+	25+	30+	35+	40+	45+	50+	55+	60+	65+	70+	75+	80+	85+	90+	95+			
C542	Myometrium	T	3	0	0	0	0	0	0	0	0	0	1	2	0	0	0	0	0	0	0	0	0		
		M	0	0	0	0	0	0	0	0	0	0	0	0	0	0	0	0	0	0	0	0	0	0	
		F	3	0	0	0	0	0	0	0	0	0	0	1	2	0	0	0	0	0	0	0	0	0	0
C549	Corpus uteri	T	3	0	0	0	0	0	0	0	0	0	1	0	1	1	0	0	0	0	0	0	0	0	
		M	0	0	0	0	0	0	0	0	0	0	0	0	0	0	0	0	0	0	0	0	0	0	0
		F	3	0	0	0	0	0	0	0	0	0	0	1	0	1	1	0	0	0	0	0	0	0	0
C559	Uterus NOS	T	3	0	0	0	0	0	0	0	0	0	2	0	1	0	0	0	0	0	0	0	0	0	
		M	0	0	0	0	0	0	0	0	0	0	0	0	0	0	0	0	0	0	0	0	0	0	0
		F	3	0	0	0	0	0	0	0	0	0	0	2	0	1	0	0	0	0	0	0	0	0	0
C569	Ovary	T	178	0	0	0	4	2	3	4	8	9	20	30	36	26	10	10	5	7	3	1	0	0	
		M	0	0	0	0	0	0	0	0	0	0	0	0	0	0	0	0	0	0	0	0	0	0	0
		F	178	0	0	0	4	2	3	4	8	9	20	30	36	26	10	10	5	7	3	1	0	0	
C570	Fallopian tube	T	2	0	0	0	0	0	0	0	0	0	1	0	0	1	0	0	0	0	0	0	0	0	0
		M	0	0	0	0	0	0	0	0	0	0	0	0	0	0	0	0	0	0	0	0	0	0	0
		F	2	0	0	0	0	0	0	0	0	0	1	0	0	1	0	0	0	0	0	0	0	0	0
C571	Broad ligament	T	1	0	0	0	0	0	0	0	0	0	0	0	0	0	0	1	0	0	0	0	0	0	0
		M	0	0	0	0	0	0	0	0	0	0	0	0	0	0	0	0	0	0	0	0	0	0	0
		F	1	0	0	0	0	0	0	0	0	0	0	0	0	0	0	1	0	0	0	0	0	0	0
C574	Uterine adnexa	T	1	0	0	0	0	0	0	0	0	0	1	0	0	0	0	0	0	0	0	0	0	0	0
		M	0	0	0	0	0	0	0	0	0	0	0	0	0	0	0	0	0	0	0	0	0	0	0
		F	1	0	0	0	0	0	0	0	0	0	0	1	0	0	0	0	0	0	0	0	0	0	0
C589	Placenta	T	15	0	0	0	0	1	2	5	2	2	2	1	0	0	0	0	0	0	0	0	0	0	0
		M	0	0	0	0	0	0	0	0	0	0	0	0	0	0	0	0	0	0	0	0	0	0	0
		F	15	0	0	0	0	1	2	5	2	2	2	1	0	0	0	0	0	0	0	0	0	0	0
C600	Prepuce	T	1	0	0	0	0	0	0	0	0	0	0	1	0	0	0	0	0	0	0	0	0	0	0
		M	1	0	0	0	0	0	0	0	0	0	0	1	0	0	0	0	0	0	0	0	0	0	0
		F	0	0	0	0	0	0	0	0	0	0	0	0	0	0	0	0	0	0	0	0	0	0	0
C601	Glans penis	T	2	0	0	0	0	0	0	0	0	1	0	0	1	0	0	0	0	0	0	0	0	0	0
		M	2	0	0	0	0	0	0	0	0	1	0	0	1	0	0	0	0	0	0	0	0	0	0
		F	0	0	0	0	0	0	0	0	0	0	0	0	0	0	0	0	0	0	0	0	0	0	0
C602	Body of penis	T	1	0	0	0	0	0	0	0	0	0	0	0	0	0	0	0	0	0	1	0	0	0	
		M	1	0	0	0	0	0	0	0	0	0	0	0	0	0	0	0	0	0	0	1	0	0	
		F	0	0	0	0	0	0	0	0	0	0	0	0	0	0	0	0	0	0	0	0	0	0	0

TABLE V : PRIMARY SITE BY AGE GROUP (cont.)

SITE / AGE - GROUP			1+	5+	10+	15+	20+	25+	30+	35+	40+	45+	50+	55+	60+	65+	70+	75+	80+	85+	90+	95+	
C609	Penis NOS	T	15	0	0	0	0	0	0	1	1	0	0	0	4	0	2	2	3	0	2	0	
		M	15	0	0	0	0	0	0	1	1	0	0	0	4	0	2	2	3	0	2	0	
		F	0	0	0	0	0	0	0	0	0	0	0	0	0	0	0	0	0	0	0	0	0
C619	Prostate gland	T	502	0	0	0	0	0	0	0	0	0	7	26	59	72	108	120	70	24	11	5	
		M	502	0	0	0	0	0	0	0	0	0	7	26	59	72	108	120	70	24	11	5	
		F	0	0	0	0	0	0	0	0	0	0	0	0	0	0	0	0	0	0	0	0	0
C620	Undescended testis	T	1	0	0	0	1	0	0	0	0	0	0	0	0	0	0	0	0	0	0	0	0
		M	1	0	0	0	1	0	0	0	0	0	0	0	0	0	0	0	0	0	0	0	0
		F	0	0	0	0	0	0	0	0	0	0	0	0	0	0	0	0	0	0	0	0	0
C629	Testis NOS	T	9	0	0	0	1	2	1	1	2	0	0	0	1	0	1	0	0	0	0	0	
		M	9	0	0	0	1	2	1	1	2	0	0	0	1	0	1	0	0	0	0	0	
		F	0	0	0	0	0	0	0	0	0	0	0	0	0	0	0	0	0	0	0	0	
C632	Scrotum NOS	T	1	0	0	0	0	0	0	0	0	0	0	0	0	0	0	0	0	0	0	0	1
		M	1	0	0	0	0	0	0	0	0	0	0	0	0	0	0	0	0	0	0	0	1
		F	0	0	0	0	0	0	0	0	0	0	0	0	0	0	0	0	0	0	0	0	0
C649	Kidney NOS	T	74	0	7	0	1	1	1	0	5	1	2	8	8	7	12	11	3	6	1	0	
		M	50	0	5	0	0	1	1	0	2	1	2	7	6	2	11	5	3	3	1	0	
		F	24	0	2	0	1	0	0	0	3	0	0	1	2	5	1	6	0	3	0	0	
C659	Renal pelvis	T	11	0	0	0	0	0	0	0	0	0	0	2	1	2	2	3	1	0	0	0	
		M	4	0	0	0	0	0	0	0	0	0	0	1	0	1	1	1	0	0	0	0	
		F	7	0	0	0	0	0	0	0	0	0	0	1	1	1	1	2	1	0	0	0	
C669	Ureter	T	15	0	0	0	0	0	0	0	0	0	2	1	3	1	3	0	1	4	0	0	
		M	8	0	0	0	0	0	0	0	0	0	1	0	3	0	1	0	1	2	0	0	
		F	7	0	0	0	0	0	0	0	0	0	1	1	0	1	2	0	0	2	0	0	
C672	Lateral wall of Bladder	T	2	0	0	0	0	0	0	0	0	0	0	0	0	1	1	0	0	0	0	0	
		M	1	0	0	0	0	0	0	0	0	0	0	0	0	0	1	0	0	0	0	0	
		F	1	0	0	0	0	0	0	0	0	0	0	0	0	1	0	0	0	0	0	0	
C674	Posterior wall of Bladder	T	1	0	0	0	0	0	0	0	0	0	0	0	0	0	0	0	1	0	0	0	
		M	1	0	0	0	0	0	0	0	0	0	0	0	0	0	0	0	1	0	0	0	
		F	0	0	0	0	0	0	0	0	0	0	0	0	0	0	0	0	0	0	0	0	
C679	Bladder NOS	T	150	0	1	0	0	0	0	3	4	7	14	14	14	25	22	22	14	9	1		
		M	115	0	1	0	0	0	0	3	1	7	11	10	10	21	17	16	12	6	0		
		F	35	0	0	0	0	0	0	0	3	0	3	4	4	4	5	6	2	3	1		

25

TABLE V : PRIMARY SITE BY AGE GROUP (cont.)

SITE / AGE - GROUP			1+	5+	10+	15+	20+	25+	30+	35+	40+	45+	50+	55+	60+	65+	70+	75+	80+	85+	90+	95+		
C680	Urethra	T	3	0	0	0	0	0	0	0	0	0	0	0	1	1	0	0	0	1	0	0	0	
		M	2	0	0	0	0	0	0	0	0	0	0	0	1	1	0	0	0	0	0	0	0	0
		F	1	0	0	0	0	0	0	0	0	0	0	0	0	0	0	0	0	1	0	0	0	0
C690	Conjunctiva	T	8	0	0	0	0	0	2	0	0	0	1	1	0	1	1	0	0	2	0	0	0	
		M	4	0	0	0	0	0	1	0	0	0	1	0	0	0	1	0	0	1	0	0	0	
		F	4	0	0	0	0	0	1	0	0	0	0	1	0	1	0	0	0	1	0	0	0	
C692	Retina	T	20	4	15	1	0	0	0	0	0	0	0	0	0	0	0	0	0	0	0	0	0	
		M	8	2	6	0	0	0	0	0	0	0	0	0	0	0	0	0	0	0	0	0	0	
		F	12	2	9	1	0	0	0	0	0	0	0	0	0	0	0	0	0	0	0	0	0	
C693	Choroid	T	2	0	0	0	0	1	0	0	0	0	0	0	0	0	1	0	0	0	0	0	0	
		M	0	0	0	0	0	0	0	0	0	0	0	0	0	0	0	0	0	0	0	0	0	
		F	2	0	0	0	0	1	0	0	0	0	0	0	0	0	1	0	0	0	0	0	0	
C694	Ciliary Body	T	1	0	0	0	0	0	0	0	0	0	0	0	0	0	0	0	1	0	0	0	0	
		M	1	0	0	0	0	0	0	0	0	0	0	0	0	0	0	0	1	0	0	0	0	
		F	0	0	0	0	0	0	0	0	0	0	0	0	0	0	0	0	0	0	0	0	0	
C695	Lacrimal Gland	T	5	0	0	0	0	0	0	0	1	1	1	1	0	0	0	0	0	1	0	0	0	
		M	2	0	0	0	0	0	0	0	0	0	1	1	0	0	0	0	0	0	0	0	0	
		F	3	0	0	0	0	0	0	0	0	1	0	0	1	0	0	0	0	1	0	0	0	
C696	Orbit NOS	T	5	0	1	0	1	0	0	0	0	0	1	1	0	0	0	0	0	0	1	0	0	
		M	2	0	1	0	0	0	0	0	0	0	0	0	0	0	0	0	0	0	1	0	0	
		F	3	0	0	0	1	0	0	0	0	0	1	1	0	0	0	0	0	0	0	0	0	
C699	Eye NOS	T	2	0	0	0	0	1	0	0	0	0	0	0	0	0	0	0	0	0	1	0	0	
		M	2	0	0	0	0	1	0	0	0	0	0	0	0	0	0	0	0	0	1	0	0	
		F	0	0	0	0	0	0	0	0	0	0	0	0	0	0	0	0	0	0	0	0	0	
C700	Cerebral Meninges	T	1	0	0	0	0	0	1	0	0	0	0	0	0	0	0	0	0	0	0	0	0	
		M	1	0	0	0	0	0	1	0	0	0	0	0	0	0	0	0	0	0	0	0	0	
		F	0	0	0	0	0	0	0	0	0	0	0	0	0	0	0	0	0	0	0	0	0	
C701	Spinal Meninges	T	1	0	0	0	0	0	0	0	0	0	1	0	0	0	0	0	0	0	0	0	0	
		M	0	0	0	0	0	0	0	0	0	0	0	0	0	0	0	0	0	0	0	0	0	
		F	1	0	0	0	0	0	0	0	0	0	1	0	0	0	0	0	0	0	0	0	0	
C710	Cerebrum	T	13	0	2	1	1	1	0	0	1	2	0	0	0	1	1	2	1	0	0	0	0	
		M	7	0	1	0	1	1	0	0	1	1	0	0	0	0	1	1	0	0	0	0	0	
		F	6	0	1	1	0	0	0	0	0	1	0	0	0	1	0	1	1	0	0	0	0	

TABLE V : PRIMARY SITE BY AGE GROUP (cont.)

SITE / AGE - GROUP			1+	5+	10+	15+	20+	25+	30+	35+	40+	45+	50+	55+	60+	65+	70+	75+	80+	85+	90+	95+	
C711	Frontal Lobe	T	31	0	0	1	0	1	3	1	2	5	1	2	2	5	3	2	2	1	0	0	0
		M	13	0	0	0	0	1	1	0	1	4	1	1	1	1	1	0	1	0	0	0	0
		F	18	0	0	1	0	0	2	1	1	1	0	1	1	4	2	2	1	1	0	0	0
C712	Temporal Lobe	T	9	0	0	0	0	0	1	0	0	0	1	3	1	3	0	0	0	0	0	0	0
		M	4	0	0	0	0	0	0	0	0	0	1	1	0	2	0	0	0	0	0	0	0
		F	5	0	0	0	0	0	1	0	0	0	0	2	1	1	0	0	0	0	0	0	0
C713	Parietal Lobe	T	4	0	0	0	0	0	0	0	0	1	1	1	0	0	0	0	0	1	0	0	0
		M	3	0	0	0	0	0	0	0	0	1	1	0	0	0	0	0	0	1	0	0	0
		F	1	0	0	0	0	0	0	0	0	0	0	1	0	0	0	0	0	0	0	0	0
C714	Occipital Lobe	T	2	0	0	1	0	0	0	0	0	0	1	0	0	0	0	0	0	0	0	0	0
		M	2	0	0	1	0	0	0	0	0	0	1	0	0	0	0	0	0	0	0	0	0
		F	0	0	0	0	0	0	0	0	0	0	0	0	0	0	0	0	0	0	0	0	0
C716	Cerebellum NOS	T	10	1	3	1	2	0	0	1	0	0	0	0	0	0	0	0	2	0	0	0	0
		M	8	1	2	0	2	0	0	1	0	0	0	0	0	0	0	0	2	0	0	0	0
		F	2	0	1	1	0	0	0	0	0	0	0	0	0	0	0	0	0	0	0	0	0
C717	Brain Stem	T	3	0	0	1	0	0	1	0	0	0	0	0	0	1	0	0	0	0	0	0	0
		M	1	0	0	1	0	0	0	0	0	0	0	0	0	0	0	0	0	0	0	0	0
		F	2	0	0	0	0	0	1	0	0	0	0	0	0	1	0	0	0	0	0	0	0
C718	Brain: Overlap	T	5	0	0	0	0	0	0	0	1	1	0	0	0	3	0	0	0	0	0	0	0
		M	4	0	0	0	0	0	0	0	0	1	0	0	0	0	3	0	0	0	0	0	0
		F	1	0	0	0	0	0	0	0	0	0	1	0	0	0	0	0	0	0	0	0	0
C719	Brain NOS	T	19	0	0	3	0	2	2	2	1	0	4	0	0	2	0	1	1	1	0	0	0
		M	9	0	0	2	0	2	0	2	0	0	2	0	0	1	0	0	0	0	0	0	0
		F	10	0	0	1	0	0	2	0	1	0	2	0	0	1	0	1	1	1	0	0	0
C720	Spinal Cord	T	2	0	0	0	0	0	0	0	0	0	0	1	0	0	0	1	0	0	0	0	0
		M	1	0	0	0	0	0	0	0	0	0	0	0	0	0	0	1	0	0	0	0	0
		F	1	0	0	0	0	0	0	0	0	0	0	1	0	0	0	0	0	0	0	0	0
C729	Nervous System NOS	T	6	0	0	0	0	0	1	0	0	1	1	1	0	0	1	0	1	0	0	0	0
		M	4	0	0	0	0	0	0	0	0	0	1	1	1	0	0	1	0	0	0	0	0
		F	2	0	0	0	0	0	0	1	0	0	0	0	0	0	0	0	0	1	0	0	0
C739	Thyroid Gland	T	245	0	0	0	2	8	14	15	17	28	29	26	27	27	18	9	12	6	6	1	0
		M	51	0	0	0	0	1	3	3	2	4	7	8	7	4	7	1	3	1	0	0	0
		F	194	0	0	0	2	7	11	12	15	24	22	18	20	23	11	8	9	5	6	1	0

TABLE V : PRIMARY SITE BY AGE GROUP (cont.)

SITE / AGE - GROUP		1+	5+	10+	15+	20+	25+	30+	35+	40+	45+	50+	55+	60+	65+	70+	75+	80+	85+	90+	95+			
C740	Cortex of Adrenal Gland	T	1	0	0	0	1	0	0	0	0	0	0	0	0	0	0	0	0	0	0	0	0	
		M	1	0	0	0	1	0	0	0	0	0	0	0	0	0	0	0	0	0	0	0	0	0
		F	0	0	0	0	0	0	0	0	0	0	0	0	0	0	0	0	0	0	0	0	0	0
C749	Adrenal Gland NOS	T	8	0	5	0	0	0	0	1	1	0	0	0	0	0	1	0	0	0	0	0	0	
		M	5	0	2	0	0	0	0	1	1	0	0	0	0	0	1	0	0	0	0	0	0	
		F	3	0	3	0	0	0	0	0	0	0	0	0	0	0	0	0	0	0	0	0	0	
C751	Pituitary Gland	T	1	0	0	0	1	0	0	0	0	0	0	0	0	0	0	0	0	0	0	0	0	
		M	0	0	0	0	0	0	0	0	0	0	0	0	0	0	0	0	0	0	0	0	0	
		F	1	0	0	0	1	0	0	0	0	0	0	0	0	0	0	0	0	0	0	0	0	
C753	Pineal Gland	T	6	0	0	0	2	3	0	0	0	0	1	0	0	0	0	0	0	0	0	0	0	
		M	6	0	0	0	2	3	0	0	0	0	1	0	0	0	0	0	0	0	0	0	0	
		F	0	0	0	0	0	0	0	0	0	0	0	0	0	0	0	0	0	0	0	0	0	
C755	Aortic Body/other Paraganglia	T	2	0	0	0	0	0	0	0	0	0	0	0	2	0	0	0	0	0	0	0	0	
		M	0	0	0	0	0	0	0	0	0	0	0	0	0	0	0	0	0	0	0	0	0	
		F	2	0	0	0	0	0	0	0	0	0	0	0	2	0	0	0	0	0	0	0	0	
C761	Thorax NOS	T	1	0	0	0	0	0	0	0	0	1	0	0	0	0	0	0	0	0	0	0	0	
		M	0	0	0	0	0	0	0	0	0	0	0	0	0	0	0	0	0	0	0	0	0	
		F	1	0	0	0	0	0	0	0	0	1	0	0	0	0	0	0	0	0	0	0	0	
C762	Abdomen NOS	T	1	0	0	0	0	0	0	0	0	0	0	0	1	0	0	0	0	0	0	0	0	
		M	1	0	0	0	0	0	0	0	0	0	0	0	1	0	0	0	0	0	0	0	0	
		F	0	0	0	0	0	0	0	0	0	0	0	0	0	0	0	0	0	0	0	0	0	
C763	Pelvis NOS	T	4	0	0	0	0	0	0	0	1	0	0	2	0	0	1	0	0	0	0	0	0	
		M	2	0	0	0	0	0	0	0	1	0	0	0	0	0	1	0	0	0	0	0	0	
		F	2	0	0	0	0	0	0	0	0	0	0	2	0	0	0	0	0	0	0	0	0	
C770	Lymph Nodes: HeadFaceNeck	T	107	0	0	0	2	5	5	5	8	6	7	9	15	8	9	14	2	3	2	0	0	
		M	58	0	0	0	2	3	3	3	4	2	4	3	6	7	3	7	9	1	1	0	0	
		F	49	0	0	0	0	2	2	2	4	4	3	4	3	8	5	2	5	1	2	2	0	
C771	Intrathoracic Lymph Nodes	T	8	0	0	0	0	0	1	2	0	0	1	1	1	0	1	0	1	0	0	0	0	
		M	3	0	0	0	0	0	0	1	0	0	0	0	1	0	0	0	1	0	0	0	0	
		F	5	0	0	0	0	0	1	1	0	0	1	1	0	0	1	0	0	0	0	0	0	
C772	Intra-abdominal LymphNodes	T	18	0	0	0	0	0	1	1	1	1	4	0	3	2	2	1	1	1	0	0	0	
		M	10	0	0	0	0	0	1	0	1	0	4	0	1	2	0	0	1	0	0	0	0	
		F	8	0	0	0	0	0	0	1	0	1	0	0	2	0	2	1	0	1	0	0	0	

TABLE V : PRIMARY SITE BY AGE GROUP (cont.)

SITE / AGE - GROUP			1+	5+	10+	15+	20+	25+	30+	35+	40+	45+	50+	55+	60+	65+	70+	75+	80+	85+	90+	95+	
C773	Lymph Nodes of axilla or arm	T	20	0	0	1	0	0	0	0	1	0	1	1	3	5	5	1	1	0	1	0	0
		M	10	0	0	1	0	0	0	0	1	0	0	0	1	3	2	1	1	0	0	0	0
		F	10	0	0	0	0	0	0	0	0	0	1	1	2	2	3	0	0	0	1	0	0
C774	Lymph Nodes: Leg	T	27	0	0	0	0	0	0	0	0	1	3	2	2	5	4	4	2	3	1	0	0
		M	15	0	0	0	0	0	0	0	0	0	0	0	2	4	3	1	1	3	1	0	0
		F	12	0	0	0	0	0	0	0	0	1	3	2	0	1	1	3	1	0	0	0	0
C775	Pelvic Lymph Nodes	T	1	0	0	0	0	0	0	0	0	0	0	0	0	0	0	1	0	0	0	0	0
		M	1	0	0	0	0	0	0	0	0	0	0	0	0	0	0	1	0	0	0	0	0
		F	0	0	0	0	0	0	0	0	0	0	0	0	0	0	0	0	0	0	0	0	0
C778	Lymph Nodes: multiple region	T	3	0	0	0	0	0	0	0	0	1	0	0	0	0	1	0	0	1	0	0	0
		M	2	0	0	0	0	0	0	0	0	1	0	0	0	0	1	0	0	0	0	0	0
		F	1	0	0	0	0	0	0	0	0	0	0	0	0	0	0	0	0	1	0	0	0
C779	Lymph Node NOS	T	34	0	0	0	0	0	2	1	0	1	2	7	1	5	5	2	3	5	0	0	0
		M	22	0	0	0	0	0	0	1	0	1	2	7	1	3	3	1	1	2	0	0	0
		F	12	0	0	0	0	0	2	0	0	0	0	0	0	2	2	1	2	3	0	0	0
C809	Unknown Primary Site	T	138	0	0	0	0	1	0	1	3	1	7	19	19	14	18	21	13	9	6	6	0
		M	68	0	0	0	0	1	0	0	0	0	4	11	5	9	11	9	10	3	2	3	0
		F	70	0	0	0	0	0	0	1	3	1	3	8	14	5	7	12	3	6	4	3	0
Z850	Personal history of malignant neoplasm of digestive organs	T	20	0	0	0	0	0	0	0	0	0	1	2	3	5	4	3	0	1	1	0	0
		M	10	0	0	0	0	0	0	0	0	0	1	1	3	2	1	2	0	0	0	0	0
		F	10	0	0	0	0	0	0	0	0	0	0	1	0	3	3	1	0	1	1	0	0
Z851	Personal history of malignant neoplasm of trachea, bronchus and lung	T	3	0	0	0	0	0	0	0	0	0	0	0	1	0	0	1	1	0	0	0	0
		M	2	0	0	0	0	0	0	0	0	0	0	0	0	0	0	1	1	0	0	0	0
		F	1	0	0	0	0	0	0	0	0	0	0	0	1	0	0	0	0	0	0	0	0
Z853	Personal history of malignant neoplasm of breast	T	11	0	0	0	0	0	0	0	0	0	1	4	3	1	0	0	1	0	1	0	0
		M	0	0	0	0	0	0	0	0	0	0	0	0	0	0	0	0	0	0	0	0	0
		F	11	0	0	0	0	0	0	0	0	0	1	4	3	1	0	0	1	0	1	0	0
Z854	Personal history of malignant neoplasm of genital organs	T	9	0	0	0	1	0	0	0	1	1	0	1	2	0	2	1	0	0	0	0	0
		M	2	0	0	0	0	0	0	0	0	0	0	0	1	0	1	0	0	0	0	0	0
		F	7	0	0	0	1	0	0	0	1	1	0	1	1	0	1	1	0	0	0	0	0

TABLE V : PRIMARY SITE BY AGE GROUP (cont.)

SITE / AGE - GROUP		1+	5+	10+	15+	20+	25+	30+	35+	40+	45+	50+	55+	60+	65+	70+	75+	80+	85+	90+	95+	
Z856	Personal history of leukaemia	T	1	0	0	1	0	0	0	0	0	0	0	0	0	0	0	0	0	0	0	0
		M	1	0	0	1	0	0	0	0	0	0	0	0	0	0	0	0	0	0	0	0
		F	0	0	0	0	0	0	0	0	0	0	0	0	0	0	0	0	0	0	0	0
Z858	Personal history of malignant neoplasm of other organs and systems	T	2	0	0	0	0	0	0	0	0	0	0	0	1	1	0	0	0	0	0	0
		M	1	0	0	0	0	0	0	0	0	0	0	0	0	1	0	0	0	0	0	0
		F	1	0	0	0	0	0	0	0	0	0	0	0	1	0	0	0	0	0	0	0

TABLE VI : PATHOLOGY ACCORDING TO SITE

CODE	GRAND TOTAL	No. of Cases		
		MALE	FEMALE	TOTAL
		3250	3706	6956
C00	MALIGNANT NEOPLASM OF LIP	0	14	14
80513	Verrucous carcinoma, NOS	0	1	1
80703	Squamous cell carcinoma, NOS	0	13	13
C01-C02	MALIGNANT NEOPLASM OF TONGUE	56	16	72
80513	Verrucous carcinoma, NOS	0	1	1
80703	Squamous cell carcinoma, NOS	51	12	63
80713	Squamous cell carcinoma, keratinizing, NOS	4	0	4
81403	Adenocarcinoma, NOS	0	1	1
95913	Malignant lymphoma, non-Hodgkin, NOS	1	0	1
96803	Malignant lymphoma, large B-cell, diffuse, NOS	0	2	2
C03-C06	MALIGNANT NEOPLASM OF GUM,FLOOR OF MOUTH,PALATE AND OTHER UNSPECIFIED PARTS OF MOUTH	52	35	87
80103	Carcinoma, NOS	2	0	2
80203	Carcinoma, undifferentiated, NOS	1	1	2
80513	Verrucous carcinoma, NOS	0	1	1
80703	Squamous cell carcinoma, NOS	40	28	68
80713	Squamous cell carcinoma, keratinizing, NOS	3	1	4
80943	Basosquamous carcinoma	1	0	1
81403	Adenocarcinoma, NOS	1	0	1
82003	Adenoid cystic carcinoma	1	0	1
84303	Mucoepidermoid carcinoma	0	1	1
92603	Ewing sarcoma	0	1	1
96803	Malignant lymphoma, large B-cell, diffuse, NOS	1	1	2
96993	Marginal zone B-cell lymphoma, NOS	1	1	2
97193	NK/T-cell lymphoma, nasal and nasal-type	1	0	1
C07-C08	MALIGNANT NEOPLASM OF PARAOTID AND OTHER MAJOR SALIVARY GLANDS	16	20	36
80103	Carcinoma, NOS	1	0	1
80223	Pleomorphic carcinoma	0	1	1
80703	Squamous cell carcinoma, NOS	3	2	5
80823	Lymphoepithelial carcinoma	0	2	2
81403	Adenocarcinoma, NOS	3	0	3
82003	Adenoid cystic carcinoma	0	2	2
83103	Clear cell adenocarcinoma, NOS	0	1	1
84303	Mucoepidermoid carcinoma	3	5	8
84403	Cystadenocarcinoma, NOS	1	0	1
84803	Mucinous adenocarcinoma	0	1	1
85003	Infiltrating duct carcinoma, NOS	1	0	1
85503	Acinar cell carcinoma	2	1	3
89403	Mixed tumor, malignant, NOS	0	1	1
96753	Malignant lymphoma, mixed small and large cell, diffuse	0	1	1
96803	Malignant lymphoma, large B-cell, diffuse, NOS	2	0	2
96903	Follicular lymphoma, NOS	0	1	1
96993	Marginal zone B-cell lymphoma, NOS	0	2	2

TABLE VI : PATHOLOGY ACCORDING TO SITE (cont.)

		No. of Cases		
		MALE	FEMALE	TOTAL
C09	MALIGNANT NEOPLASM OF TONSIL	19	13	32
	80703 Squamous cell carcinoma, NOS	15	7	22
	80713 Squamous cell carcinoma, keratinizing, NOS	1	0	1
	81403 Adenocarcinoma, NOS	0	1	1
	96733 Mantle cell lymphoma	1	0	1
	96803 Malignant lymphoma, large B-cell, diffuse, NOS	2	4	6
	96873 Burkitt lymphoma, NOS	0	1	1
C10	MALIGNANT NEOPLASM OF OROPHARYNX	5	2	7
	80703 Squamous cell carcinoma, NOS	5	0	5
	96803 Malignant lymphoma, large B-cell, diffuse, NOS	0	1	1
	96993 Marginal zone B-cell lymphoma, NOS	0	1	1
C11	MALIGNANT NEOPLASM OF NASOPHARYNX	116	39	155
	80103 Carcinoma, NOS	3	0	3
	80203 Carcinoma, undifferentiated, NOS	21	10	31
	80223 Pleomorphic carcinoma	0	1	1
	80702 Squamous cell carcinoma in situ, NOS	0	1	1
	80703 Squamous cell carcinoma, NOS	24	7	31
	80713 Squamous cell carcinoma, keratinizing, NOS	3	0	3
	80723 Squamous cell carcinoma, large cell, nonkeratinizing, NOS	26	4	30
	80823 Lymphoepithelial carcinoma	29	10	39
	82003 Adenoid cystic carcinoma	0	1	1
	82603 Papillary adenocarcinoma, NOS	0	1	1
	84303 Mucoepidermoid carcinoma	0	2	2
	96803 Malignant lymphoma, large B-cell, diffuse, NOS	7	2	9
	97193 NK/T-cell lymphoma, nasal and nasal-type	2	0	2
	97293 Precursor T-cell lymphoblastic lymphoma	1	0	1
C12	MALIG NEOPLASM OF PYRIFORM SINUS	24	0	24
	80703 Squamous cell carcinoma, NOS	22	0	22
	80713 Squamous cell carcinoma, keratinizing, NOS	1	0	1
	85603 Adenosquamous carcinoma	1	0	1
C13	MALIGNANT NEOPLASM OF HYPOPHARYNX	20	1	21
	80703 Squamous cell carcinoma, NOS	20	1	21
C14	MALIGNANT NEOPLASM OF OTHER AND ILL-DEFINE D SITE IN THE LIP ORAL CAVITY AND PHARYNX	1	0	1
	95913 Malignant lymphoma, non-Hodgkin, NOS	1	0	1
C15	MALIGNANT NEOPLASM OF ESOPHAGUS	93	12	105
	80103 Carcinoma, NOS	2	0	2
	80702 Squamous cell carcinoma in situ, NOS	1	0	1
	80703 Squamous cell carcinoma, NOS	80	9	89
	80723 Squamous cell carcinoma, large cell, nonkeratinizing, NOS	1	1	2
	80833 Basaloid squamous cell carcinoma	1	0	1
	81403 Adenocarcinoma, NOS	7	2	9
	96803 Malignant lymphoma, large B-cell, diffuse, NOS	1	0	1

TABLE VI : PATHOLOGY ACCORDING TO SITE (cont.)

		No. of Cases		
		MALE	FEMALE	TOTAL
C16	MALIGNANT NEOPLASM OF STOMACH	69	83	152
80103	Carcinoma, NOS	1	2	3
80413	Small cell carcinoma, NOS	1	0	1
81403	Adenocarcinoma, NOS	42	59	101
81423	Linitis plastica	1	0	1
81443	Adenocarcinoma, intestinal type	1	0	1
84903	Signet ring cell carcinoma	8	9	17
85603	Adenosquamous carcinoma	1	0	1
89361	Gastrointestinal stromal tumor, NOS	1	6	7
89363	Gastrointestinal stromal sarcoma	3	2	5
95903	Malignant lymphoma, NOS	1	0	1
95913	Malignant lymphoma, non-Hodgkin, NOS	2	1	3
96803	Malignant lymphoma, large B-cell, diffuse, NOS	5	1	6
96993	Marginal zone B-cell lymphoma, NOS	2	2	4
97023	Mature T-cell lymphoma, NOS	0	1	1
C17	MALIGNANT NEOPLASM SMALL INTESTINE	4	15	19
80413	Small cell carcinoma, NOS	0	1	1
81403	Adenocarcinoma, NOS	2	7	9
82403	Carcinoid tumor, NOS	0	1	1
82463	Neuroendocrine carcinoma, NOS	1	0	1
84721	Mucinous cystic tumor of borderline malignancy	0	1	1
89361	Gastrointestinal stromal tumor, NOS	0	1	1
89363	Gastrointestinal stromal sarcoma	0	2	2
96803	Malignant lymphoma, large B-cell, diffuse, NOS	0	1	1
96903	Follicular lymphoma, NOS	1	0	1
96993	Marginal zone B-cell lymphoma, NOS	0	1	1
C18	MALIGNANT NEOPLASM OF COLON	160	161	321
80103	Carcinoma, NOS	5	3	8
80203	Carcinoma, undifferentiated, NOS	0	1	1
81403	Adenocarcinoma, NOS	133	130	263
82103	Adenocarcinoma in adenomatous polyp	2	2	4
82113	Tubular adenocarcinoma	1	0	1
82433	Goblet cell carcinoid	0	1	1
82493	Atypical carcinoid tumor	0	1	1
82553	Adenocarcinoma with mixed subtypes	1	0	1
82613	Adenocarcinoma in villous adenoma	2	0	2
82633	Adenocarcinoma in tubulovillous adenoma	1	1	2
84803	Mucinous adenocarcinoma	13	18	31
84903	Signet ring cell carcinoma	1	0	1
88903	Leiomyosarcoma, NOS	0	1	1
89361	Gastrointestinal stromal tumor, NOS	1	0	1
89363	Gastrointestinal stromal sarcoma	0	1	1
96803	Malignant lymphoma, large B-cell, diffuse, NOS	0	1	1
97023	Mature T-cell lymphoma, NOS	0	1	1

TABLE VI : PATHOLOGY ACCORDING TO SITE (cont.)

		No. of Cases		
		MALE	FEMALE	TOTAL
C19	MALIGNANT NEOPLASM OF RECTOSIGMOID	31	19	50
80103	Carcinoma, NOS	1	0	1
81403	Adenocarcinoma, NOS	26	19	45
81703	Hepatocellular carcinoma, NOS	1	0	1
84803	Mucinous adenocarcinoma	2	0	2
84813	Mucin-producing adenocarcinoma	1	0	1
C20	MALIGNANT NEOPLASM OF RECTUM	148	101	249
80103	Carcinoma, NOS	1	0	1
80203	Carcinoma, undifferentiated, NOS	1	0	1
80703	Squamous cell carcinoma, NOS	1	1	2
81403	Adenocarcinoma, NOS	122	86	208
82463	Neuroendocrine carcinoma, NOS	1	0	1
82493	Atypical carcinoid tumor	0	1	1
82633	Adenocarcinoma in tubulovillous adenoma	0	3	3
84803	Mucinous adenocarcinoma	19	7	26
85603	Adenosquamous carcinoma	0	1	1
85743	Adenocarcinoma with neuroendocrine differentiation	1	0	1
87203	Malignant melanoma, NOS	2	0	2
95913	Malignant lymphoma, non-Hodgkin, NOS	0	1	1
96803	Malignant lymphoma, large B-cell, diffuse, NOS	0	1	1
C21	MALIGNANT NEOPLASM OF ANUS AND ANAL CANAL	7	3	10
80703	Squamous cell carcinoma, NOS	1	2	3
81403	Adenocarcinoma, NOS	3	1	4
84803	Mucinous adenocarcinoma	2	0	2
96843	Malignant lymphoma, large B-cell, diffuse, immunoblastic, NOS	1	0	1
C22	MALIGNANT NEOPLASM OF LIVER AND INTRAHEPATIC BILE DUCTS	440	186	626
81403	Adenocarcinoma, NOS	6	10	16
81603	Cholangiocarcinoma	86	57	143
81703	Hepatocellular carcinoma, NOS	342	116	458
81713	Hepatocellular carcinoma, fibrolamellar	0	1	1
81743	Hepatocellular carcinoma, clear cell type	1	0	1
82603	Papillary adenocarcinoma, NOS	1	0	1
85003	Infiltrating duct carcinoma, NOS	1	0	1
88903	Leiomyosarcoma, NOS	0	1	1
89703	Hepatoblastoma	3	1	4
C23	MALIGNANT NEOPLASM OF GALL BLADDER	4	21	25
80103	Carcinoma, NOS	0	2	2
81403	Adenocarcinoma, NOS	3	14	17
81603	Cholangiocarcinoma	1	1	2
82463	Neuroendocrine carcinoma, NOS	0	1	1
82603	Papillary adenocarcinoma, NOS	0	2	2
85603	Adenosquamous carcinoma	0	1	1

TABLE VI : PATHOLOGY ACCORDING TO SITE (cont.)

		No. of Cases		
		MALE	FEMALE	TOTAL
C24	MALIGNANT NEOPLASM OF OTHER AND UNSPECIFIED PARTS AND BILIARY TRACT	25	13	38
80103	Carcinoma, NOS	2	0	2
80503	Papillary carcinoma, NOS	0	1	1
81403	Adenocarcinoma, NOS	20	10	30
81603	Cholangiocarcinoma	1	0	1
82463	Neuroendocrine carcinoma, NOS	1	0	1
84803	Mucinous adenocarcinoma	0	1	1
84813	Mucin-producing adenocarcinoma	1	0	1
85003	Infiltrating duct carcinoma, NOS	0	1	1
C25	MALIGNANT NEOPLASM OF PANCREAS	37	44	81
80103	Carcinoma, NOS	4	8	12
81403	Adenocarcinoma, NOS	26	24	50
82003	Adenoid cystic carcinoma	0	1	1
82463	Neuroendocrine carcinoma, NOS	2	3	5
82553	Adenocarcinoma with mixed subtypes	1	0	1
82603	Papillary adenocarcinoma, NOS	0	1	1
84523	Solid psudopapillary carcinoma	0	1	1
84533	Intraductal paillary-mucinous carcinoma, invasive	1	1	2
84703	Mucinous cystadenocarcinoma, NOS	1	1	2
84903	Signet ring cell carcinoma	0	1	1
85003	Infiltrating duct carcinoma, NOS	1	2	3
85033	Intraductal papillary adenocarcinoma with invasion	1	0	1
96803	Malignant lymphoma, large B-cell, diffuse, NOS	0	1	1
C25	OTHER AND ILL-DEFFINED DIGESTIVE ORGANS	1	2	3
80223	Pleomorphic carcinoma	0	1	1
89361	Gastrointestinal stromal tumor, NOS	0	1	1
89363	Gastrointestinal stromal sarcoma	1	0	1
C30	MALIGNANT NEOPLASM OF NASAL CAVITY AND MIDDLE EAR	18	15	33
80203	Carcinoma, undifferentiated, NOS	0	1	1
80413	Small cell carcinoma, NOS	0	1	1
80703	Squamous cell carcinoma, NOS	3	2	5
82003	Adenoid cystic carcinoma	2	3	5
82633	Adenocarcinoma in tubulovillous adenoma	1	0	1
84803	Mucinous adenocarcinoma	0	1	1
87203	Malignant melanoma, NOS	0	2	2
88963	Myxoid leiomyosarcoma	1	0	1
95223	Olfactory neuroblastoma	4	2	6
96803	Malignant lymphoma, large B-cell, diffuse, NOS	4	1	5
97193	NK/T-cell lymphoma, nasal and nasal-type	3	2	5

TABLE VI : PATHOLOGY ACCORDING TO SITE (cont.)

		No. of Cases		
		MALE	FEMALE	TOTAL
C31	MALIGNANT NEOPLASM OF ACCESSORY SINUSES	7	7	14
	80703 Squamous cell carcinoma, NOS	3	1	4
	80713 Squamous cell carcinoma, keratinizing, NOS	0	1	1
	82003 Adenoid cystic carcinoma	2	0	2
	82463 Neuroendocrine carcinoma, NOS	0	1	1
	83103 Clear cell adenocarcinoma, NOS	0	1	1
	88013 Spindle cell sarcoma	1	1	2
	91203 Hemangiosarcoma	0	1	1
	96803 Malignant lymphoma, large B-cell, diffuse, NOS	1	1	2
C32	MALIGNANT NEOPLASM OF LARYNX	80	2	82
	80103 Carcinoma, NOS	1	0	1
	80203 Carcinoma, undifferentiated, NOS	1	0	1
	80323 Spindle cell carcinoma, NOS	1	0	1
	80523 Papillary squamous cell carcinoma	1	0	1
	80703 Squamous cell carcinoma, NOS	67	2	69
	80713 Squamous cell carcinoma, keratinizing, NOS	5	0	5
	80833 Basaloid squamous cell carcinoma	1	0	1
	85603 Adenosquamous carcinoma	2	0	2
	96803 Malignant lymphoma, large B-cell, diffuse, NOS	1	0	1
C33-C34	MALIG NEOPLASM OF TRACHEA BRONCHUS AND LUNG	382	210	592
	80103 Carcinoma, NOS	12	7	19
	80133 Large cell neuroendocrine carcinoma	1	0	1
	80203 Carcinoma, undifferentiated, NOS	2	0	2
	80223 Pleomorphic carcinoma	3	1	4
	80313 Giant cell carcinoma	1	0	1
	80333 Pseudosarcomatous carcinoma	1	0	1
	80413 Small cell carcinoma, NOS	25	2	27
	80423 Oat cell carcinoma	1	0	1
	80453 Combined small cell carcinoma	1	0	1
	80463 Non-small cell carcinoma	137	52	189
	80703 Squamous cell carcinoma, NOS	42	9	51
	80713 Squamous cell carcinoma, keratinizing, NOS	1	0	1
	80743 Squamous cell carcinoma, spindle cell	1	0	1
	81400 Adenoma, NOS	0	1	1
	81403 Adenocarcinoma, NOS	142	120	262
	82003 Adenoid cystic carcinoma	0	1	1
	82403 Carcinoid tumor, NOS	0	1	1
	82463 Neuroendocrine carcinoma, NOS	1	1	2
	82503 Bronchiolo-alveolar adenocarcinoma	0	1	1
	82553 Adenocarcinoma with mixed subtypes	6	6	12
	82603 Papillary adenocarcinoma, NOS	0	1	1
	84303 Mucoepidermoid carcinoma	0	2	2
	84813 Mucin-producing adenocarcinoma	1	0	1
	85503 Acinar cell carcinoma	1	0	1
	85603 Adenosquamous carcinoma	0	1	1
	89733 Pleuropulmonary blastoma	0	1	1
	90643 Germinoma	1	0	1

TABLE VI : PATHOLOGY ACCORDING TO SITE (cont.)

		No. of Cases		
		MALE	FEMALE	TOTAL
90853	Mixed germ cell tumor	1	0	1
96523	Hodgkin lymphoma, mixed cellularity, NOS	0	1	1
96803	Malignant lymphoma, large B-cell, diffuse, NOS	0	2	2
96993	Marginal zone B-cell lymphoma, NOS	1	0	1
C37	MALIGNANT NEOPLASM OF THYMUS	4	5	9
80713	Squamous cell carcinoma, keratinizing, NOS	0	1	1
85803	Thymoma, malignant	2	3	5
85813	Thymoma, type A, malignant	1	0	1
85823	Thymoma, type AB, malignant	0	1	1
85843	Thymoma, type B2, malignant	1	0	1
C38	MALIGNANT NEOPLASM OF HEART, MEDIASTINUM AND PLEURA	16	8	24
80133	Large cell neuroendocrine carcinoma	1	0	1
80413	Small cell carcinoma, NOS	1	0	1
80703	Squamous cell carcinoma, NOS	1	0	1
88063	Desmoplastic small round cell tumor	1	0	1
90403	Synovial sarcoma, NOS	0	1	1
90643	Germinoma	2	0	2
90803	Teratoma, malignant, NOS	1	0	1
94733	Primitive neuroectodermal tumor, NOS	1	0	1
95003	Neuroblastoma, NOS	1	0	1
95913	Malignant lymphoma, non-Hodgkin, NOS	0	1	1
96503	Hodgkin lymphoma, NOS	1	2	3
96803	Malignant lymphoma, large B-cell, diffuse, NOS	4	4	8
97293	Precursor T-cell lymphoblastic lymphoma	2	0	2
C40-C41	MALIGNANT NEOPLASM OF BONE AND CARTILAGE	43	38	81
80323	Spindle cell carcinoma, NOS	1	0	1
80703	Squamous cell carcinoma, NOS	2	0	2
81403	Adenocarcinoma, NOS	1	0	1
88013	Spindle cell sarcoma	1	0	1
88303	Malignant fibrous histiocytoma	0	2	2
91803	Osteosarcoma, NOS	22	18	40
91863	Central osteosarcoma	1	0	1
91923	Parosteal osteosarcoma	0	1	1
92203	Chondrosarcoma, NOS	3	6	9
92603	Ewing sarcoma	5	5	10
92613	Adamantinoma of long bones	0	1	1
92703	Odontogenic tumor, malignant	0	1	1
93703	Chordoma, NOS	1	3	4
95913	Malignant lymphoma, non-Hodgkin, NOS	1	0	1
96803	Malignant lymphoma, large B-cell, diffuse, NOS	3	1	4
97313	Plasmacytoma, NOS	1	0	1
97323	Multiple myeloma	1	0	1

TABLE VI : PATHOLOGY ACCORDING TO SITE (cont.)

		No. of Cases		TOTAL
		MALE	FEMALE	
C42	MALIGNANT NEOPLASM OF HEMATOPOIETIC AND RETICULOENDOTHELIAL SYSTEMS	179	152	331
96803	Malignant lymphoma, large B-cell, diffuse, NOS	2	0	2
96893	Splenic marginal zone-B-cell lymphoma	1	1	2
96903	Follicular lymphoma, NOS	0	1	1
97323	Multiple myeloma	36	37	73
97333	Plasma cell leukemia	0	1	1
97543	Langerhans cell histiocytosis, disseminated	1	0	1
97613	Waldenstrom macroglobulinemia	1	2	3
98003	Leukemia, NOS	1	0	1
98013	Acute leukemia, NOS	2	2	4
98213	Acute Lymphocytic Leukaemia	23	15	38
98233	B-cell chronic lymphocytic leukemia/small lymphocytic lymphoma	12	8	20
98353	Precursor cell lymphoblastic leukemia, NOS	11	6	17
98403	Acute myeloid leukemia, M6 type	2	0	2
98603	Myeloid leukemia, NOS	1	0	1
98613	Acute myeloid leukemia, NOS	32	35	67
98633	Chronic myeloid leukemia, NOS	27	21	48
98663	Acute promyelocytic leukemia	4	4	8
98673	Acute myelomonocytic leukemia	3	3	6
98723	Acute myeloid leukemia, minimal differentiation	2	1	3
98743	Acute myeloid leukemia with maturation	1	1	2
98913	Acute monocytic leukemia	3	2	5
99103	Acute megakaryoblastic leukemia	1	0	1
99503	Polycythemia vera	12	11	23
99603	Chronic myeloproliferative disease, NOS	1	0	1
99613	Myelosclerosis with myeloid metaplasia	0	1	1
C44	MALIGNANT NEOPLASM OF SKIN	87	104	191
80323	Spindle cell carcinoma, NOS	0	1	1
80513	Verrucous carcinoma, NOS	1	0	1
80703	Squamous cell carcinoma, NOS	25	17	42
80823	Lymphoepithelial carcinoma	0	1	1
80903	Basal cell carcinoma, NOS	26	39	65
80923	Infiltrating basal cell carcinoma, NOS	0	2	2
80943	Basosquamous carcinoma	0	1	1
80973	Basal cell carcinoma, nodular	8	4	12
81403	Adenocarcinoma, NOS	2	1	3
82003	Adenoid cystic carcinoma	0	1	1
82603	Papillary adenocarcinoma, NOS	1	0	1
84103	Sebaceous adenocarcinoma	1	1	2
84133	Eccrine adenocarcinoma	1	0	1
85003	Infiltrating duct carcinoma, NOS	0	1	1
85203	Lobular carcinoma, NOS	0	1	1
85603	Adenosquamous carcinoma	1	0	1
87203	Malignant melanoma, NOS	8	17	25
87213	Nodular melanoma	1	0	1
87443	Acral lentiginous melanoma, malignant	0	1	1

TABLE VI : PATHOLOGY ACCORDING TO SITE (cont.)

		No. of Cases		
		MALE	FEMALE	TOTAL
88323	Dermatofibrosarcoma, NOS	4	0	4
91403	Kaposi sarcoma	1	0	1
95903	Malignant lymphoma, NOS	0	1	1
96803	Malignant lymphoma, large B-cell, diffuse, NOS	1	1	2
96873	Burkitt lymphoma, NOS	0	1	1
96993	Marginal zone B-cell lymphoma, NOS	1	0	1
97003	Mycosis fungoides	3	5	8
97023	Mature T-cell lymphoma, NOS	0	3	3
97083	Subcutaneous panniculitis-like-T-cell lymphoma	1	2	3
97093	Cutaneous T-cell lymphoma, NOS	0	1	1
97183	Lymphomatoid papulosis	0	1	1
97193	NK/T-cell lymphoma, nasal and nasal-type	1	0	1
97543	Langerhans cell histiocytosis, disseminated	0	1	1
C47	MALIGNANT NEOPLASM OF PERIPHERAL NERVE AND AUTONOMIC NERVOUS SYSTEM	12	9	21
81403	Adenocarcinoma, NOS	0	1	1
88013	Spindle cell sarcoma	0	1	1
95003	Neuroblastoma, NOS	4	2	6
95403	Neurofibrosarcoma	6	5	11
95613	Malignant peripheral nerve sheath tumor with rhabdomyoblastic differentiation	1	0	1
97023	Mature T-cell lymphoma, NOS	1	0	1
C48	MALIGNANT NEOPLASM OF RETROPERITONIUM AND PERITONIUM	2	17	19
80703	Squamous cell carcinoma, NOS	0	1	1
81403	Adenocarcinoma, NOS	0	4	4
83233	Mixed cell adenocarcinoma	0	1	1
84413	Serous cystadenocarcinoma, NOS	0	2	2
87723	Spindle cell melanoma, NOS	0	1	1
88013	Spindle cell sarcoma	0	2	2
88503	Liposarcoma, NOS	1	0	1
88513	Liposarcoma, well differentiated	0	2	2
88583	Dedifferentiated liposarcoma	1	2	3
88903	Leiomyosarcoma, NOS	0	1	1
96903	Follicular lymphoma, NOS	0	1	1
C49	MALIGNANT NEOPLASM OF OTHER CONNECTIVE TISSUE AND SOFT TISSUE	48	48	96
80103	Carcinoma, NOS	1	0	1
80223	Pleomorphic carcinoma	0	1	1
80323	Spindle cell carcinoma, NOS	2	1	3
80703	Squamous cell carcinoma, NOS	0	1	1
84803	Mucinous adenocarcinoma	1	0	1
88003	Sarcoma, NOS	2	1	3
88013	Spindle cell sarcoma	4	2	6
88023	Giant cell sarcoma	2	0	2
88043	Epithelioid sarcoma	0	1	1
88103	Fibrosarcoma, NOS	1	1	2
88113	Fibromyxosarcoma	0	3	3
88143	Infantile fibrosarcoma	0	1	1

TABLE VI : PATHOLOGY ACCORDING TO SITE (cont.)

		No. of Cases		
		MALE	FEMALE	TOTAL
88303	Malignant fibrous histiocytoma	1	5	6
88503	Liposarcoma, NOS	6	3	9
88513	Liposarcoma, well differentiated	3	2	5
88523	Myxoid liposarcoma	1	3	4
88543	Pleomorphic liposarcoma	1	3	4
88903	Leiomyosarcoma, NOS	2	1	3
88963	Myxoid leiomyosarcoma	0	1	1
89003	Rhabdomyosarcoma, NOS	2	0	2
89013	Pleomorphic rhabdomyosarcoma, adult type	0	1	1
89103	Embryonal rhabdomyosarcoma, NOS	1	0	1
89123	Spindle cell rhabdomyosarcoma	1	0	1
89203	Alveolar rhabdomyosarcoma	1	0	1
89303	Endometrial stromal sarcoma	0	1	1
89363	Gastrointestinal stromal sarcoma	0	1	1
90403	Synovial sarcoma, NOS	3	5	8
90413	Synovial sarcoma, spindle cell	1	1	2
91203	Hemangiosarcoma	1	2	3
92203	Chondrosarcoma, NOS	3	0	3
92313	Myxoid chondrosarcoma	0	1	1
92503	Giant cell tumor of bone, malignant	1	0	1
92603	Ewing sarcoma	0	1	1
95613	Malignant peripheral nerve sheath tumor with rhabdomyoblastic differentiation	0	1	1
95913	Malignant lymphoma, non-Hodgkin, NOS	1	1	2
96803	Malignant lymphoma, large B-cell, diffuse, NOS	4	2	6
96843	Malignant lymphoma, large B-cell, diffuse, immunoblastic, NOS	2	0	2
99303	Myeloid sarcoma	0	1	1
C50	MALIGNANT NEOPLASM OF BREAST	7	960	967
80103	Carcinoma, NOS	1	2	3
80503	Papillary carcinoma, NOS	1	7	8
81403	Adenocarcinoma, NOS	0	1	1
82113	Tubular adenocarcinoma	0	1	1
82302	Ductal carcinoma in situ, solid type	0	1	1
82463	Neuroendocrine carcinoma, NOS	0	1	1
84803	Mucinous adenocarcinoma	1	8	9
85002	Intraductal carcinoma, noninfiltrating, NOS	0	84	84
85003	Infiltrating duct carcinoma, NOS	4	760	764
85032	Noninfiltrating intraductal papillary adenocarcinoma	0	6	6
85033	Intraductal papillary adenocarcinoma with invasion	0	7	7
85072	Intraductal micropapillary carcinoma	0	1	1
85073	Infiltrating duct micropapillary carcinoma	0	1	1
85103	Medullary carcinoma, NOS	0	1	1
85202	Lobular carcinoma in situ. NOS	0	4	4
85203	Lobular carcinoma, NOS	0	34	34
85223	Infiltrating duct and lobular carcinoma	0	18	18
85232	Intraductal carcinoma mixed with other types of in situ carcinoma	0	1	1
85233	Infiltrating duct mixed with other types of carcinoma	0	4	4
85403	Paget's disease, mammary	0	1	1

TABLE VI : PATHOLOGY ACCORDING TO SITE (cont.)

		No. of Cases		
		MALE	FEMALE	TOTAL
85433	Paget's disease and intraductal carcinoma of breast	0	1	1
85753	Metaplastic carcinoma, NOS	0	4	4
90203	Phyllodes tumor, malignant	0	3	3
96803	Malignant lymphoma, large B-cell, diffuse, NOS	0	7	7
96873	Burkitt lymphoma, NOS	0	2	2
C51	MALIGNANT NEOPLASM OF VULVA	0	10	10
80703	Squamous cell carcinoma, NOS	0	6	6
80713	Squamous cell carcinoma, keratinizing, NOS	0	2	2
80723	Squamous cell carcinoma, large cell, nonkeratinizing, NOS	0	1	1
96803	Malignant lymphoma, large B-cell, diffuse, NOS	0	1	1
C52	MALIGNANT NEOPLASM OF VAGINA	0	12	12
80203	Carcinoma, undifferentiated, NOS	0	1	1
80513	Verrucous carcinoma, NOS	0	1	1
80703	Squamous cell carcinoma, NOS	0	3	3
80713	Squamous cell carcinoma, keratinizing, NOS	0	2	2
81403	Adenocarcinoma, NOS	0	1	1
87203	Malignant melanoma, NOS	0	3	3
89003	Rhabdomyosarcoma, NOS	0	1	1
C53	MALIGNANT NEOPLASM OF CERVIX	0	418	418
80103	Carcinoma, NOS	0	1	1
80413	Small cell carcinoma, NOS	0	5	5
80523	Papillary squamous cell carcinoma	0	1	1
80702	Squamous cell carcinoma in situ, NOS	0	1	1
80703	Squamous cell carcinoma, NOS	0	154	154
80713	Squamous cell carcinoma, keratinizing, NOS	0	59	59
80723	Squamous cell carcinoma, large cell, nonkeratinizing, NOS	0	71	71
80733	Squamous cell carcinoma, small cell, nonkeratinizing	0	7	7
80763	Squamous cell carcinoma, microinvasive	0	6	6
80833	Basaloid squamous cell carcinoma	0	1	1
81400	Adenoma, NOS	0	1	1
81403	Adenocarcinoma, NOS	0	80	80
82413	Carcinoid tumor, argentaffin, malignant	0	1	1
82463	Neuroendocrine carcinoma, NOS	0	1	1
82603	Papillary adenocarcinoma, NOS	0	2	2
83103	Clear cell adenocarcinoma, NOS	0	2	2
83233	Mixed cell adenocarcinoma	0	1	1
83843	Adenocarcinoma, endocervical type	0	5	5
84803	Mucinous adenocarcinoma	0	1	1
84823	Mucinous adenocarcinoma, endocervical type	0	1	1
85603	Adenosquamous carcinoma	0	14	14
85743	Adenocarcinoma with neuroendocrine differentiation	0	1	1
88903	Leiomyosarcoma, NOS	0	1	1
96803	Malignant lymphoma, large B-cell, diffuse, NOS	0	1	1

TABLE VI : PATHOLOGY ACCORDING TO SITE (cont.)

		No. of Cases		
		MALE	FEMALE	TOTAL
C54-C55	MALIGNANT NEOPLASM OF CORPUS UTERI AND UTERUS PART UNSPECIFIED	0	180	180
80323	Spindle cell carcinoma, NOS	0	1	1
81403	Adenocarcinoma, NOS	0	19	19
82463	Neuroendocrine carcinoma, NOS	0	1	1
83103	Clear cell adenocarcinoma, NOS	0	4	4
83233	Mixed cell adenocarcinoma	0	4	4
83803	Endometrioid adenocarcinoma, NOS	0	130	130
84413	Serous cystadenocarcinoma, NOS	0	3	3
85603	Adenosquamous carcinoma	0	3	3
88903	Leiomyosarcoma, NOS	0	4	4
88913	Epithelioid leiomyosarcoma	0	1	1
89303	Endometrial stromal sarcoma	0	3	3
89313	Endometrial stromal sarcoma, low grade	0	2	2
89503	Mullerian mixed tumor	0	1	1
89803	Carcinosarcoma, NOS	0	3	3
90143	Serous adenocarcinofibroma	0	1	1
C56	MALIGNANT NEOPLASM OF OVARY	0	171	171
80103	Carcinoma, NOS	0	2	2
80703	Squamous cell carcinoma, NOS	0	4	4
81403	Adenocarcinoma, NOS	0	17	17
83103	Clear cell adenocarcinoma, NOS	0	38	38
83233	Mixed cell adenocarcinoma	0	3	3
83803	Endometrioid adenocarcinoma, NOS	0	23	23
84413	Serous cystadenocarcinoma, NOS	0	46	46
84603	Papillary serous cystadenocarcinoma	0	2	2
84703	Mucinous cystadenocarcinoma, NOS	0	8	8
84803	Mucinous adenocarcinoma	0	13	13
86203	Granulosa cell tumor, malignant	0	3	3
89333	Adenosarcoma	0	1	1
90143	Serous adenocarcinofibroma	0	1	1
90603	Dysgerminoma	0	4	4
90713	Yolk sac tumor	0	2	2
90803	Teratoma, malignant, NOS	0	3	3
90833	Malignant teratoma, intermediate	0	1	1
C57	OTHER AND UNSPECIFIED FEMALE GENITAL ORGANS	0	4	4
83103	Clear cell adenocarcinoma, NOS	0	1	1
83233	Mixed cell adenocarcinoma	0	1	1
84413	Serous cystadenocarcinoma, NOS	0	2	2
C58	MALIGNANT NEOPLASM OF PLACENTA	0	15	15
91001	Invasive hydatidiform mole	0	8	8
91003	Choriocarcinoma, NOS	0	6	6
91030	Partial hydatidiform mole	0	1	1

TABLE VI : PATHOLOGY ACCORDING TO SITE (cont.)

		No. of Cases		
		MALE	FEMALE	TOTAL
C60	MALIGNANT NEOPLASM OF PENIS	19	0	19
	80513 Verrucous carcinoma, NOS	1	0	1
	80703 Squamous cell carcinoma, NOS	17	0	17
	82703 Chromophobe carcinoma	1	0	1
C61	MALIGNANT NEOPLASM OF PROSTATE	500	0	500
	81203 Transitional cell carcinoma, NOS	1	0	1
	81403 Adenocarcinoma, NOS	498	0	498
	82463 Neuroendocrine carcinoma, NOS	1	0	1
C62	MALIGNANT NEOPLASM OF TESTIS	10	0	10
	89003 Rhabdomyosarcoma, NOS	1	0	1
	90613 Seminoma, NOS	4	0	4
	90703 Embryonal carcinoma, NOS	2	0	2
	90853 Mixed germ cell tumor	1	0	1
	96803 Malignant lymphoma, large B-cell, diffuse, NOS	2	0	2
C63	MALIGNANT NEOPLASM OF OTHER AND UNSPECIFIED MALE GENITAL ORGAN	1	0	1
	97003 Mycosis fungoides	1	0	1
C64	MALIGNANT NEOPLASM OF KIDNEY	50	23	73
	80103 Carcinoma, NOS	1	0	1
	80503 Papillary carcinoma, NOS	0	1	1
	81203 Transitional cell carcinoma, NOS	5	2	7
	81403 Adenocarcinoma, NOS	1	0	1
	82603 Papillary adenocarcinoma, NOS	1	0	1
	82630 Tubulovillous adenoma, NOS	0	1	1
	83123 Renal cell carcinoma, NOS	37	16	53
	89603 Nephroblastome, NOS	4	2	6
	95003 Neuroblastoma, NOS	1	0	1
	96803 Malignant lymphoma, large B-cell, diffuse, NOS	0	1	1
C65	MALIGNANT NEOPLASM OF RENAL PELVIS	4	7	11
	81203 Transitional cell carcinoma, NOS	4	7	11
C66	MALIGNANT NEOPLASM OF URETER	8	7	15
	80103 Carcinoma, NOS	1	0	1
	80703 Squamous cell carcinoma, NOS	0	1	1
	81203 Transitional cell carcinoma, NOS	7	4	11
	81403 Adenocarcinoma, NOS	0	1	1
	82463 Neuroendocrine carcinoma, NOS	0	1	1

TABLE VI : PATHOLOGY ACCORDING TO SITE (cont.)

		No. of Cases		
		MALE	FEMALE	TOTAL
C67-C68	MALIGNANT NEOPLASM OF BLADDER AND OF OTHER AND UNSPECIFIED PART OF URINARY ORGANS	118	36	154
80103	Carcinoma, NOS	1	0	1
80703	Squamous cell carcinoma, NOS	2	1	3
81203	Transitional cell carcinoma, NOS	107	33	140
81303	Papillary transitional cell carcinoma	2	1	3
81403	Adenocarcinoma, NOS	2	1	3
88903	Leiomyosarcoma, NOS	2	0	2
89003	Rhabdomyosarcoma, NOS	1	0	1
91803	Osteosarcoma, NOS	1	0	1
C69	MALIGNANT NEOPLASM OF EYE AND ADNEXA	19	24	43
80323	Spindle cell carcinoma, NOS	1	0	1
80703	Squamous cell carcinoma, NOS	2	2	4
82003	Adenoid cystic carcinoma	0	1	1
87203	Malignant melanoma, NOS	1	2	3
89003	Rhabdomyosarcoma, NOS	1	1	2
92313	Myxoid chondrosarcoma	0	1	1
95103	Retinoblastoma, NOS	8	12	20
95913	Malignant lymphoma, non-Hodgkin, NOS	0	2	2
96803	Malignant lymphoma, large B-cell, diffuse, NOS	4	0	4
96903	Follicular lymphoma, NOS	0	1	1
96993	Marginal zone B-cell lymphoma, NOS	2	2	4
C70	MALIGNANT NEOPLASM OF MEMINGES	1	1	2
87283	Meningeal melanomatosis	1	0	1
92603	Ewing sarcoma	0	1	1
C71	MALIGNANT NEOPLASM OF BRAIN	50	45	95
88113	Fibromyxosarcoma	1	0	1
90643	Germinoma	2	1	3
93703	Chordoma, NOS	0	1	1
93803	Glioma, malignant	3	0	3
93813	Gliomatosis cerebri	1	0	1
93823	Mixed glioma	0	2	2
93913	Ependymoma, NOS	1	1	2
93923	Ependymoma, anaplastic	1	2	3
94003	Astrocytoma, NOS	8	5	13
94013	Astrocytoma, anaplastic	2	4	6
94113	Gemistocytic astrocytoma	2	0	2
94403	Glioblastoma, NOS	16	16	32
94503	Oligodendroglioma, NOS	0	3	3
94703	Medulloblastoma, NOS	5	1	6
94733	Primitive neuroectodermal tumor, NOS	2	0	2
95003	Neuroblastoma, NOS	0	1	1
96803	Malignant lymphoma, large B-cell, diffuse, NOS	6	7	13
97543	Langerhans cell histiocytosis, disseminated	0	1	1

TABLE VI : PATHOLOGY ACCORDING TO SITE (cont.)

		No. of Cases		
		MALE	FEMALE	TOTAL
C72	MALIGNANT NEOPLASM OF SPINAL CORD, CRANIAL	5	3	8
	93913 Ependymoma, NOS	1	0	1
	93923 Ependymoma, anaplastic	0	1	1
	96803 Malignant lymphoma, large B-cell, diffuse, NOS	4	2	6
C73	MALIGNANT NEOPLASM OF THYROID	51	193	244
	80213 Carcinoma, anaplastic, NOS	1	3	4
	80503 Papillary carcinoma, NOS	26	80	106
	82603 Papillary adenocarcinoma, NOS	7	41	48
	82903 Oxyphilic adenocarcinoma	0	1	1
	83103 Clear cell adenocarcinoma, NOS	0	1	1
	83303 Follicular adenocarcinoma, NOS	7	23	30
	83353 Follicular carcinoma, minimally invasive	0	1	1
	83373 Insular carcinoma	0	1	1
	83403 Papillary carcinoma, follicular variant	3	10	13
	83413 Papillary microcarcinoma	5	27	32
	83433 Papillary carcinoma, encapsulated	0	1	1
	83463 Mixed medullary-follicular carcinoma	0	1	1
	85103 Medullary carcinoma, NOS	1	1	2
	95383 Papillary meningioma	0	1	1
	96803 Malignant lymphoma, large B-cell, diffuse, NOS	1	1	2
C74	MALIGNANT NEOPLASM OF ADRENAL GLAND	6	3	9
	80103 Carcinoma, NOS	1	0	1
	81403 Adenocarcinoma, NOS	1	0	1
	83703 Adrenal cortical carcinoma	1	0	1
	95003 Neuroblastoma, NOS	2	3	5
	96803 Malignant lymphoma, large B-cell, diffuse, NOS	1	0	1
C75	MALIGNANT NEOPLASM OF OTHER ENDOCRINE GLANDS AND RELATE STRUCTURES	6	3	9
	90643 Germinoma	4	1	5
	90853 Mixed germ cell tumor	1	0	1
	91003 Choriocarcinoma, NOS	1	0	1
	96803 Malignant lymphoma, large B-cell, diffuse, NOS	0	2	2
C76,C80	MALIGNANT NEOPLASM WITHOUT SPECIFIED SITE AND METASTATIC MALIGNANCY IN VARIOUS SITES	57	58	115
	80033 Malignant tumor, giant cell type	1	0	1
	80103 Carcinoma, NOS	10	12	22
	80133 Large cell neuroendocrine carcinoma	1	0	1
	80203 Carcinoma, undifferentiated, NOS	3	0	3
	80323 Spindle cell carcinoma, NOS	1	0	1
	80413 Small cell carcinoma, NOS	1	0	1
	80703 Squamous cell carcinoma, NOS	9	7	16
	80713 Squamous cell carcinoma, keratinizing, NOS	1	0	1
	81403 Adenocarcinoma, NOS	26	33	59
	83803 Endometrioid adenocarcinoma, NOS	0	1	1

TABLE VI : PATHOLOGY ACCORDING TO SITE (cont.)

		No. of Cases		
		MALE	FEMALE	TOTAL
84413	Serous cystadenocarcinoma, NOS	0	1	1
84703	Mucinous cystadenocarcinoma, NOS	0	1	1
84803	Mucinous adenocarcinoma	0	1	1
84813	Mucin-producing adenocarcinoma	1	0	1
85003	Infiltrating duct carcinoma, NOS	0	1	1
87203	Malignant melanoma, NOS	0	1	1
88003	Sarcoma, NOS	1	0	1
94733	Primitive neuroectodermal tumor, NOS	1	0	1
96803	Malignant lymphoma, large B-cell, diffuse, NOS	1	0	1
C77	MALIGNANT LYMPHOMAS	119	96	215
80103	Carcinoma, NOS	0	1	1
80463	Non-small cell carcinoma	1	0	1
80703	Squamous cell carcinoma, NOS	0	1	1
82603	Papillary adenocarcinoma, NOS	0	1	1
85003	Infiltrating duct carcinoma, NOS	0	3	3
95903	Malignant lymphoma, NOS	4	3	7
95913	Malignant lymphoma, non-Hodgkin, NOS	7	3	10
96503	Hodgkin lymphoma, NOS	5	6	11
96513	Hodgkin lymphoma, lymphocyte-rich	1	0	1
96523	Hodgkin lymphoma, mixed cellularity, NOS	3	3	6
96553	Hodgkin lymphoma, lymphocytic depletion, reticular	1	0	1
96633	Hodgkin lymphoma, nodular sclerosis, NOS	0	2	2
96703	Malignant lymphoma, small B lymphocytic, NOS	3	2	5
96713	Malignant lymphoma, lymphoplasmacytic	2	0	2
96733	Mantle cell lymphoma	7	3	10
96753	Malignant lymphoma, mixed small and large cell, diffuse	1	0	1
96803	Malignant lymphoma, large B-cell, diffuse, NOS	47	48	95
96873	Burkitt lymphoma, NOS	10	2	12
96903	Follicular lymphoma, NOS	6	5	11
96913	Follicular lymphoma, grade 2	2	0	2
96953	Follicular lymphoma, grade 1	0	1	1
96983	Follicular lymphoma, grade 3	2	0	2
96993	Marginal zone B-cell lymphoma, NOS	1	2	3
97023	Mature T-cell lymphoma, NOS	13	6	19
97053	Angioimmunoblastic T-cell lymphoma	1	0	1
97143	Anaplastic large cell lymphoma, T cell and null cell type	0	1	1
97193	NK/T-cell lymphoma, nasal and nasal-type	2	0	2
97283	Precursor B-cell lymphoblastic lymphoma	0	1	1
97293	Precursor T-cell lymphoblastic lymphoma	0	1	1
98233	B-cell chronic lymphocytic leukemia/small lymphocytic lymphoma	0	1	1

TABLE VI : PATHOLOGY ACCORDING TO SITE (cont.)

		No. of Cases		
		MALE	FEMALE	TOTAL
Z850	PERSONAL HISTORY OF MALIGNANT NEOPLASM OF DIGESTIVE ORGANS	8	7	15
	80103 Carcinoma, NOS	0	1	1
	81403 Adenocarcinoma, NOS	6	6	12
	81703 Hepatocellular carcinoma, NOS	1	0	1
	89363 Gastrointestinal stromal sarcoma	1	0	1
Z851	PERSONAL HISTORY OF MALIGNANT NEOPLASM OF TRACHEA, BRONCHUS AND LUNG	1	1	2
				0
	80463 Non-small cell carcinoma	0	1	1
	82533 Bronchiolo-alveolar carcinoma, mucinous	1	0	1
Z853	PERSONAL HISTORY OF MALIGNANT NEOPLASM OF BREAST	0	9	9
	84803 Mucinous adenocarcinoma	0	1	1
	85002 Intraductal carcinoma, noninfiltrating, NOS	0	1	1
	85003 Infiltrating duct carcinoma, NOS	0	6	6
	85233 Infiltrating duct mixed with other types of carcinoma	0	1	1
Z854	PERSONAL HISTORY OF MALIGNANT NEOPLASM OF GENITAL ORGANS	2	4	6
	81403 Adenocarcinoma, NOS	2	0	2
	84413 Serous cystadenocarcinoma, NOS	0	1	1
	84603 Papillary serous cystadenocarcinoma	0	1	1
	84703 Mucinous cystadenocarcinoma, NOS	0	1	1
	90713 Yolk sac tumor	0	1	1
Z856	PERSONAL HISTORY OF LEUKAEMIA	1	0	1
	98353 Precursor cell lymphoblastic leukemia, NOS	1	0	1
Z858	PERSONAL HISTORY OF MALIGNANT NEOPLASM OF OTHER ORGANS AND SYSTEMS	1	1	2
				0
	81403 Adenocarcinoma, NOS	1	0	1
	87203 Malignant melanoma, NOS	0	1	1

TABLE VII: PRIMARY SITE IN CHILDHOOD BY AGE GROUP

CODE		No. of cases			0 - 4		5 - 10		10 - 15	
		TOTAL	M	F	M	F	M	F	M	F
TOTAL		117	70	47	5	3	43	31	22	13
C11,C30-C32	EAR, NOSE, THROAT	2	2	0	0	0	0	0	2	0
C18-C21	LOWER GI	1	1	0	0	0	0	0	1	0
C22-C25	LIVER	4	3	1	0	0	2	1	1	0
C33-C39	LUNG	1	0	1	0	0	0	1	0	0
C38	HEART, MEDIASTINUM, AND PLEURA	2	2	0	0	0	1	0	1	0
C40-C41,C49	BONE	11	5	6	0	1	2	2	3	3
C42	HEMATOPOIETIC	34	24	10	1	0	17	8	6	2
C44	SKIN	4	1	3	0	0	0	1	1	2
C47	NEURO	6	4	2	1	0	3	2	0	0
C64-C68	URO	8	6	2	0	0	6	2	0	0
C69	EYE	21	9	12	2	2	7	9	0	1
C70-C72	NEURO	15	9	6	1	0	3	2	5	4
C73-C75	THYROID	5	2	3	0	0	2	3	0	0
C77	LYMPH NODES	1	1	0	0	0	0	0	1	0
Z85	HISTOLOGY OF MALIGNANT	2	1	1	0	0	0	0	1	1

TABLE VIII : LYMPHOMA PATHOLOGY ACCORDING TO SITE

CODE	SITE	No. of Cases		TOTAL
		MALE	FEMALE	
	NODAL LYMPHOMA AND EXTRANODAL LYMPHOMA	212	183	395
	NODAL LYMPHOMA	118	89	207
C770	Lymph Nodes: HeadFaceNeck	56	46	102
	95903 Malignant lymphoma, NOS	2	0	2
	95913 Malignant lymphoma, non-Hodgkin, NOS	3	0	3
	96503 Hodgkin lymphoma, NOS	3	2	5
	96513 Hodgkin lymphoma, lymphocyte-rich	1	0	1
	96523 Hodgkin lymphoma, mixed cellularity, NOS	3	2	5
	96553 Hodgkin lymphoma, lymphocytic depletion, reticular	1	0	1
	96633 Hodgkin lymphoma, nodular sclerosis, NOS	0	2	2
	96703 Malignant lymphoma, small B lymphocytic, NOS	1	1	2
	96713 Malignant lymphoma, lymphoplasmacytic	1	0	1
	96733 Mantle cell lymphoma	3	2	5
	96753 Malignant lymphoma, mixed small and large cell, diffuse	1	0	1
	96803 Malignant lymphoma, large B-cell, diffuse, NOS	25	29	54
	96873 Burkitt lymphoma, NOS	3	1	4
	96903 Follicular lymphoma, NOS	3	4	7
	96913 Follicular lymphoma, grade 2	1	0	1
	96983 Follicular lymphoma, grade 3	1	0	1
	96993 Marginal zone B-cell lymphoma, NOS	0	1	1
	97023 Mature T-cell lymphoma, NOS	2	0	2
	97143 Anaplastic large cell lymphoma, T cell and null cell type	0	1	1
	97193 NK/T-cell lymphoma, nasal and nasal-type	2	0	2
	97283 Precursor B-cell lymphoblastic lymphoma	0	1	1
C771	Intrathoracic Lymph Nodes	2	4	6
	96703 Malignant lymphoma, small B lymphocytic, NOS	1	0	1
	96803 Malignant lymphoma, large B-cell, diffuse, NOS	1	4	5
C772	Intra-abdominal LymphNodes	10	8	18
	95903 Malignant lymphoma, NOS	1	0	1
	95913 Malignant lymphoma, non-Hodgkin, NOS	1	1	2
	96733 Mantle cell lymphoma	2	1	3
	96803 Malignant lymphoma, large B-cell, diffuse, NOS	4	5	9
	96953 Follicular lymphoma, grade 1	0	1	1
	97023 Mature T-cell lymphoma, NOS	2	0	2
C773	Lymph Nodes of axilla or arm	10	7	17
	95913 Malignant lymphoma, non-Hodgkin, NOS	0	2	2
	96503 Hodgkin lymphoma, NOS	0	1	1
	96523 Hodgkin lymphoma, mixed cellularity, NOS	0	1	1
	96803 Malignant lymphoma, large B-cell, diffuse, NOS	5	3	8
	96873 Burkitt lymphoma, NOS	3	0	3
	96903 Follicular lymphoma, NOS	1	0	1
	96983 Follicular lymphoma, grade 3	1	0	1

TABLE VIII : LYMPHOMA PATHOLOGY ACCORDING TO SITE (cont.)

CODE	SITE	No. of Cases		TOTAL
		MALE	FEMALE	
C774	Lymph Nodes: Leg	15	11	26
95903	Malignant lymphoma, NOS	1	1	2
95913	Malignant lymphoma, non-Hodgkin, NOS	1	0	1
96503	Hodgkin lymphoma, NOS	1	1	2
96703	Malignant lymphoma, small B lymphocytic, NOS	1	1	2
96733	Mantle cell lymphoma	1	0	1
96803	Malignant lymphoma, large B-cell, diffuse, NOS	6	5	11
96873	Burkitt lymphoma, NOS	0	1	1
96903	Follicular lymphoma, NOS	1	0	1
96913	Follicular lymphoma, grade 2	1	0	1
96993	Marginal zone B-cell lymphoma, NOS	0	1	1
97023	Mature T-cell lymphoma, NOS	2	1	3
C775	Pelvic Lymph Nodes	1	0	1
96803	Malignant lymphoma, large B-cell, diffuse, NOS	1	0	1
	Lymph Nodes: multiple region	2	1	3
96803	Malignant lymphoma, large B-cell, diffuse, NOS	1	1	2
96993	Marginal zone B-cell lymphoma, NOS	1	0	1
C779	Lymph Node NOS	22	12	34
95903	Malignant lymphoma, NOS	0	2	2
95913	Malignant lymphoma, non-Hodgkin, NOS	2	0	2
96503	Hodgkin lymphoma, NOS	1	2	3
96713	Malignant lymphoma, lymphoplasmacytic	1	0	1
96733	Mantle cell lymphoma	1	0	1
96803	Malignant lymphoma, large B-cell, diffuse, NOS	4	1	5
96873	Burkitt lymphoma, NOS	4	0	4
96903	Follicular lymphoma, NOS	1	1	2
97023	Mature T-cell lymphoma, NOS	7	5	12
97053	Angioimmunoblastic T-cell lymphoma	1	0	1
97293	Precursor T-cell lymphoblastic lymphoma	0	1	1

TABLE VIII : LYMPHOMA PATHOLOGY ACCORDING TO SITE (cont.)

CODE	SITE	No. of Cases		TOTAL
		MALE	FEMALE	
	EXTRANODAL LYMPHOMA	94	94	188
C019	Tongue: Base NOS	1	2	3
	95913 Malignant lymphoma, non-Hodgkin, NOS	1	0	1
	96803 Malignant lymphoma, large B-cell, diffuse, NOS	0	2	2
C030	Gum: Upper	0	1	1
	96803 Malignant lymphoma, large B-cell, diffuse, NOS	0	1	1
C031	Gum: Lower	1	0	1
	96803 Malignant lymphoma, large B-cell, diffuse, NOS	1	0	1
C050	Hard Palate	1	1	2
	96993 Marginal zone B-cell lymphoma, NOS	0	1	1
	97193 NK/T-cell lymphoma, nasal and nasal-type	1	0	1
C060	Cheek Mucosa	1	0	1
	96993 Marginal zone B-cell lymphoma, NOS	1	0	1
C079	Parotid Gland	2	3	5
	96753 Malignant lymphoma, mixed small and large cell, diffuse	0	1	1
	96803 Malignant lymphoma, large B-cell, diffuse, NOS	2	0	2
	96903 Follicular lymphoma, NOS	0	1	1
	96993 Marginal zone B-cell lymphoma, NOS	0	1	1
C080	Submandibular Gland	0	1	1
	96993 Marginal zone B-cell lymphoma, NOS	0	1	1
C099	Tonsil NOS	3	5	8
	96733 Mantle cell lymphoma	1	0	1
	96803 Malignant lymphoma, large B-cell, diffuse, NOS	2	4	6
	96873 Burkitt lymphoma, NOS	0	1	1
C100	Vallecula	0	1	1
	96803 Malignant lymphoma, large B-cell, diffuse, NOS	0	1	1
C109	Oropharynx NOS	0	1	1
	96993 Marginal zone B-cell lymphoma, NOS	0	1	1
C119	Nasopharynx NOS	10	2	12
	96803 Malignant lymphoma, large B-cell, diffuse, NOS	7	2	9
	97193 NK/T-cell lymphoma, nasal and nasal-type	2	0	2
	97293 Precursor T-cell lymphoblastic lymphoma	1	0	1
C140	Pharynx NOS	1	0	1
	95913 Malignant lymphoma, non-Hodgkin, NOS	1	0	1

TABLE VIII : LYMPHOMA PATHOLOGY ACCORDING TO SITE (cont.)

CODE	SITE	No. of Cases		TOTAL
		MALE	FEMALE	
C159	Esophagus NOS	1	0	1
	96803 Malignant lymphoma, large B-cell, diffuse, NOS	1	0	1
C160	Stomach: Cardia NOS	0	1	1
	97023 Mature T-cell lymphoma, NOS	0	1	1
C163	Stomach: Pyl Antrum	4	0	4
	96803 Malignant lymphoma, large B-cell, diffuse, NOS	3	0	3
	96993 Marginal zone B-cell lymphoma, NOS	1	0	1
C168	Stomach: Overlapping	1	1	2
	96993 Marginal zone B-cell lymphoma, NOS	1	1	2
C169	Stomach, NOS	5	3	8
	95903 Malignant lymphoma, NOS	1	0	1
	95913 Malignant lymphoma, non-Hodgkin, NOS	2	1	3
	96803 Malignant lymphoma, large B-cell, diffuse, NOS	2	1	3
	96993 Marginal zone B-cell lymphoma, NOS	0	1	1
C171	Jejunum	0	1	1
	96993 Marginal zone B-cell lymphoma, NOS	0	1	1
C172	Ileum	1	1	2
	96803 Malignant lymphoma, large B-cell, diffuse, NOS	0	1	1
	96903 Follicular lymphoma, NOS	1	0	1
C183	Colon: Hepatic Flexure	0	1	1
	97023 Mature T-cell lymphoma, NOS	0	1	1
C189	Colon NOS	0	1	1
	96803 Malignant lymphoma, large B-cell, diffuse, NOS	0	1	1
C209	Rectum NOS	0	2	2
	95913 Malignant lymphoma, non-Hodgkin, NOS	0	1	1
	96803 Malignant lymphoma, large B-cell, diffuse, NOS	0	1	1
C211	Anal Canal	1	0	1
	96843 Malignant lymphoma, large B-cell, diffuse, immunoblastic, NOS	1	0	1
C259	Pancreas NOS	0	1	1
	96803 Malignant lymphoma, large B-cell, diffuse, NOS	0	1	1
C300	Nasal Cavity	7	3	10
	96803 Malignant lymphoma, large B-cell, diffuse, NOS	4	1	5
	97193 NK/T-cell lymphoma, nasal and nasal-type	3	2	5
C310	Maxillary Sinus	1	1	2
	96803 Malignant lymphoma, large B-cell, diffuse, NOS	1	1	2

TABLE VIII : LYMPHOMA PATHOLOGY ACCORDING TO SITE (cont.)

CODE	SITE	No. of Cases		
		MALE	FEMALE	TOTAL
C321	Supraglottis	1	0	1
96803	Malignant lymphoma, large B-cell, diffuse, NOS	1	0	1
C341	Lung: Upper Lobe	0	1	1
96803	Malignant lymphoma, large B-cell, diffuse, NOS	0	1	1
C342	Lung: Middle Lobe	0	1	1
96523	Hodgkin lymphoma, mixed cellularity, NOS	0	1	1
C349	Lung NOS	1	1	2
96803	Malignant lymphoma, large B-cell, diffuse, NOS	0	1	1
96993	Marginal zone B-cell lymphoma, NOS	1	0	1
C380	Heart	0	1	1
95913	Malignant lymphoma, non-Hodgkin, NOS	0	1	1
C381	Mediastinum: Anterior	6	5	11
96503	Hodgkin lymphoma, NOS	0	2	2
96803	Malignant lymphoma, large B-cell, diffuse, NOS	4	3	7
97293	Precursor T-cell lymphoblastic lymphoma	2	0	2
C383	Mediastinum NOS	1	0	1
96503	Hodgkin lymphoma, NOS	1	0	1
C384	Pleura NOS	0	1	1
96803	Malignant lymphoma, large B-cell, diffuse, NOS	0	1	1
C400	Bone: Upper Long	1	0	1
96803	Malignant lymphoma, large B-cell, diffuse, NOS	1	0	1
C402	Bone: Lower Long	1	0	1
96803	Malignant lymphoma, large B-cell, diffuse, NOS	1	0	1
C412	Bone: Vertebral Column	2	0	2
95913	Malignant lymphoma, non-Hodgkin, NOS	1	0	1
96803	Malignant lymphoma, large B-cell, diffuse, NOS	1	0	1
C414	Bone: Pelvic, Sacrum, Coccyx	0	1	1
96803	Malignant lymphoma, large B-cell, diffuse, NOS	0	1	1
C421	Bone Marrow	0	1	1
96903	Follicular lymphoma, NOS	0	1	1
C422	Spleen	3	1	4
96803	Malignant lymphoma, large B-cell, diffuse, NOS	2	0	2
96893	Splenic marginal zone-B-cell lymphoma	1	1	2

TABLE VIII : LYMPHOMA PATHOLOGY ACCORDING TO SITE (cont.)

CODE	SITE	No. of Cases		TOTAL
		MALE	FEMALE	
C444	Skin of Scalp and Neck	1	3	4
	96803 Malignant lymphoma, large B-cell, diffuse, NOS	0	1	1
	96993 Marginal zone B-cell lymphoma, NOS	1	0	1
	97093 Cutaneous T-cell lymphoma, NOS	0	1	1
	97183 Lymphomatoid papulosis	0	1	1
C445	Skin of Trunk	1	6	7
	96873 Burkitt lymphoma, NOS	0	1	1
	97003 Mycosis fungoides	0	3	3
	97023 Mature T-cell lymphoma, NOS	0	2	2
	97193 NK/T-cell lymphoma, nasal and nasal-type	1	0	1
C446	Skin of upper limb & shoulder	3	3	6
	96803 Malignant lymphoma, large B-cell, diffuse, NOS	1	0	1
	97003 Mycosis fungoides	2	1	3
	97023 Mature T-cell lymphoma, NOS	0	1	1
	97083 Subcutaneous panniculitis-like-T-cell lymphoma	0	1	1
C447	Skin of lower limb and hip	1	1	2
	95903 Malignant lymphoma, NOS	0	1	1
	97083 Subcutaneous panniculitis-like-T-cell lymphoma	1	0	1
C448	Skin: Overlapping lesion of	1	1	2
	97003 Mycosis fungoides	1	1	2
C449	Skin NOS	0	1	1
	97083 Subcutaneous panniculitis-like-T-cell lymphoma	0	1	1
C479	Autonomic Nerv Sys NOS	1	0	1
	97023 Mature T-cell lymphoma, NOS	1	0	1
C480	Retroperitoneum	0	1	1
	96903 Follicular lymphoma, NOS	0	1	1
C490	Connective: Head, Face, Neck	2	1	3
	95913 Malignant lymphoma, non-Hodgkin, NOS	0	1	1
	96803 Malignant lymphoma, large B-cell, diffuse, NOS	2	0	2
C491	Connective Upperlimb Shoulder	1	0	1
	95913 Malignant lymphoma, non-Hodgkin, NOS	1	0	1
C492	Connective: Lower limb & hip	1	1	2
	96803 Malignant lymphoma, large B-cell, diffuse, NOS	0	1	1
	96843 Malignant lymphoma, large B-cell, diffuse, immunoblastic, NOS	1	0	1
C493	Connective: Thorax	3	0	3
	96803 Malignant lymphoma, large B-cell, diffuse, NOS	2	0	2
	96843 Malignant lymphoma, large B-cell, diffuse, immunoblastic, NOS	1	0	1

TABLE VIII : LYMPHOMA PATHOLOGY ACCORDING TO SITE (cont.)

CODE	SITE	No. of Cases		
		MALE	FEMALE	TOTAL
C499	Connective NOS	0	1	1
96803	Malignant lymphoma, large B-cell, diffuse, NOS	0	1	1
C502	Upper-inner quadrant breast	0	1	1
96803	Malignant lymphoma, large B-cell, diffuse, NOS	0	1	1
C504	Upper-outer quadrant breast	0	3	3
96803	Malignant lymphoma, large B-cell, diffuse, NOS	0	3	3
C505	Lower-outer quadrant breast	0	1	1
96803	Malignant lymphoma, large B-cell, diffuse, NOS	0	1	1
C508	Overlapping lesion of breast	0	1	1
96873	Burkitt lymphoma, NOS	0	1	1
C509	Breast NOS	0	3	3
96803	Malignant lymphoma, large B-cell, diffuse, NOS	0	2	2
96873	Burkitt lymphoma, NOS	0	1	1
C519	Vulva NOS	0	1	1
96803	Malignant lymphoma, large B-cell, diffuse, NOS	0	1	1
C539	Cervix uteri	0	1	1
96803	Malignant lymphoma, large B-cell, diffuse, NOS	0	1	1
C629	Testis NOS	2	0	2
96803	Malignant lymphoma, large B-cell, diffuse, NOS	2	0	2
C632	Scrotum NOS	1	0	1
97003	Mycosis fungoides	1	0	1
C649	Kidney NOS	0	1	1
96803	Malignant lymphoma, large B-cell, diffuse, NOS	0	1	1
C690	Conjunctiva	2	2	4
96803	Malignant lymphoma, large B-cell, diffuse, NOS	1	0	1
96903	Follicular lymphoma, NOS	0	1	1
96993	Marginal zone B-cell lymphoma, NOS	1	1	2
C694	Ciliary Body	1	0	1
96803	Malignant lymphoma, large B-cell, diffuse, NOS	1	0	1
C695	Lacrimal Gland	1	2	3
95913	Malignant lymphoma, non-Hodgkin, NOS	0	1	1
96993	Marginal zone B-cell lymphoma, NOS	1	1	2

TABLE VIII : LYMPHOMA PATHOLOGY ACCORDING TO SITE (cont.)

CODE	SITE	No. of Cases		TOTAL
		MALE	FEMALE	
C696	Orbit NOS	1	1	2
	95913 Malignant lymphoma, non-Hodgkin, NOS	0	1	1
	96803 Malignant lymphoma, large B-cell, diffuse, NOS	1	0	1
C699	Eye NOS	1	0	1
	96803 Malignant lymphoma, large B-cell, diffuse, NOS	1	0	1
C710	Cerebrum	1	1	2
	96803 Malignant lymphoma, large B-cell, diffuse, NOS	1	1	2
C711	Frontal Lobe	0	4	4
	96803 Malignant lymphoma, large B-cell, diffuse, NOS	0	4	4
C712	Temporal Lobe	1	0	1
	96803 Malignant lymphoma, large B-cell, diffuse, NOS	1	0	1
C713	Parietal Lobe	1	0	1
	96803 Malignant lymphoma, large B-cell, diffuse, NOS	1	0	1
C714	Occipital Lobe	1	0	1
	96803 Malignant lymphoma, large B-cell, diffuse, NOS	1	0	1
C718	Brain: Overlap	1	0	1
	96803 Malignant lymphoma, large B-cell, diffuse, NOS	1	0	1
C719	Brain NOS	1	2	3
	96803 Malignant lymphoma, large B-cell, diffuse, NOS	1	2	3
C729	Nervous System NOS	4	2	6
	96803 Malignant lymphoma, large B-cell, diffuse, NOS	4	2	6
C739	Thyroid Gland	1	1	2
	96803 Malignant lymphoma, large B-cell, diffuse, NOS	1	1	2
C749	Adrenal Gland NOS	1	0	1
	96803 Malignant lymphoma, large B-cell, diffuse, NOS	1	0	1
C755	Aortic Body/other Paraganglia	0	2	2
	96803 Malignant lymphoma, large B-cell, diffuse, NOS	0	2	2
C809	Unknown Primary Site	1	0	1
	96803 Malignant lymphoma, large B-cell, diffuse, NOS	1	0	1

TABLE IX : MALIGNANT LYMPHOMA BY PATHOLOGY

CODE	SITE	No. of Cases		
		MALE	FEMALE	TOTAL
	GRAND TOTAL	212	183	395
MALIGNANT LYMPHOMA, NOS OR DIFFUSE		5	4	9
95903	Malignant lymphoma, NOS	5	4	9
HODGKINS DISEASE		11	14	25
96503	Hodgkin lymphoma, NOS	6	8	14
96513	Hodgkin lymphoma, lymphocyte-rich	1	0	1
96523	Hodgkin lymphoma, mixed cellularity, NOS	3	4	7
96553	Hodgkin lymphoma, lymphocytic depletion, reticular	1	0	1
96633	Hodgkin lymphoma, nodular sclerosis, NOS	0	2	2
NON-HODGKINS DISEASE		196	165	361
95913	Malignant lymphoma, non-Hodgkin, NOS	13	9	22
96703	Malignant lymphoma, small B lymphocytic, NOS	3	2	5
96713	Malignant lymphoma, lymphoplasmacytic	2	0	2
96733	Mantle cell lymphoma	8	3	11
96753	Malignant lymphoma, mixed small and large cell, diffuse	1	1	2
96803	Malignant lymphoma, large B-cell, diffuse, NOS	104	97	201
96843	Malignant lymphoma, large B-cell, diffuse, immunoblastic, NOS	3	0	3
96873	Burkitt lymphoma, NOS	10	6	16
96893	Splenic marginal zone-B-cell lymphoma	1	1	2
96903	Follicular lymphoma, NOS	7	9	16
96913	Follicular lymphoma, grade 2	2	0	2
96953	Follicular lymphoma, grade 1	0	1	1
96983	Follicular lymphoma, grade 3	2	0	2
96993	Marginal zone B-cell lymphoma, NOS	8	11	19
97003	Mycosis fungoides	4	5	9
97023	Mature T-cell lymphoma, NOS	14	11	25
97053	Angioimmunoblastic T-cell lymphoma	1	0	1
97083	Subcutaneous panniculitis-like-T-cell lymphoma	1	2	3
97093	Cutaneous T-cell lymphoma, NOS	0	1	1
97143	Anaplastic large cell lymphoma, T cell and null cell type	0	1	1
97183	Lymphomatoid papulosis	0	1	1
97193	NK/T-cell lymphoma, nasal and nasal-type	9	2	11
97283	Precursor B-cell lymphoblastic lymphoma	0	1	1
97293	Precursor T-cell lymphoblastic lymphoma	3	1	4

TABLE X : LYMPHOMA INCIDENCE BY AGE GROUP

AGE	MALE		FEMALE		TOTAL	
	n	%	n	%	n	%
ALL AGE	212	100.00	183	100.00	395	100.00
10+	1	0.47	2	1.09	3	0.76
15+	4	1.89	1	0.55	5	1.27
20+	5	2.36	4	2.19	9	2.28
25+	7	3.30	5	2.73	12	3.04
30+	9	4.25	6	3.28	15	3.80
35+	12	5.66	8	4.37	20	5.06
40+	11	5.19	7	3.83	18	4.56
45+	14	6.60	18	9.84	32	8.10
50+	22	10.38	14	7.65	36	9.11
55+	19	8.96	17	9.29	36	9.11
60+	26	12.26	27	14.75	53	13.42
65+	23	10.85	21	11.48	44	11.14
70+	17	8.02	16	8.74	33	8.35
75+	19	8.96	14	7.65	33	8.35
80+	12	5.66	12	6.56	24	6.08
85+	7	3.30	8	4.37	15	3.80
90+	2	0.94	2	1.09	4	1.01
95+	2	0.94	1	0.55	3	0.76

FIGURE X.I : LYMPHOMA INCIDENCE BY AGE GROUP

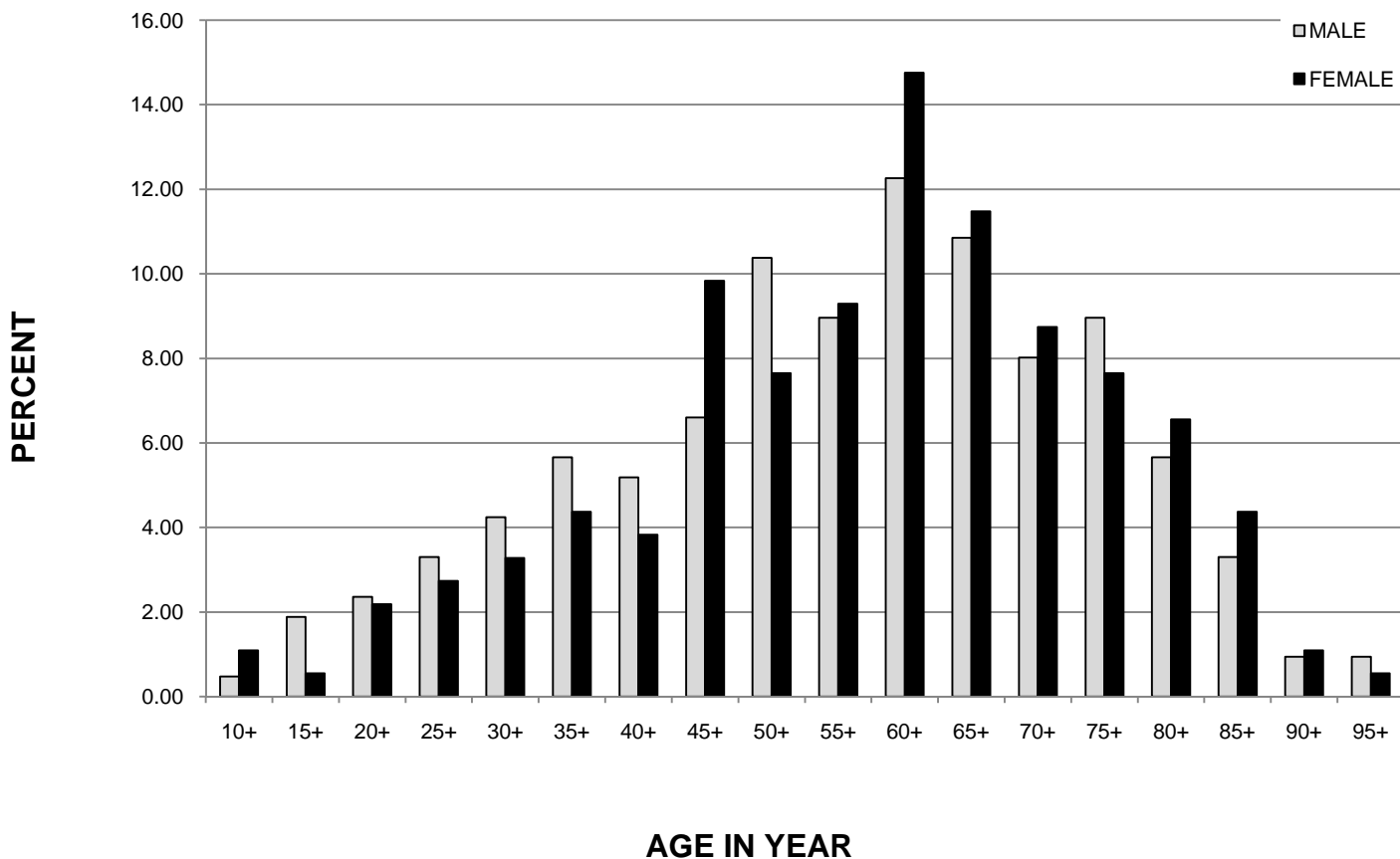
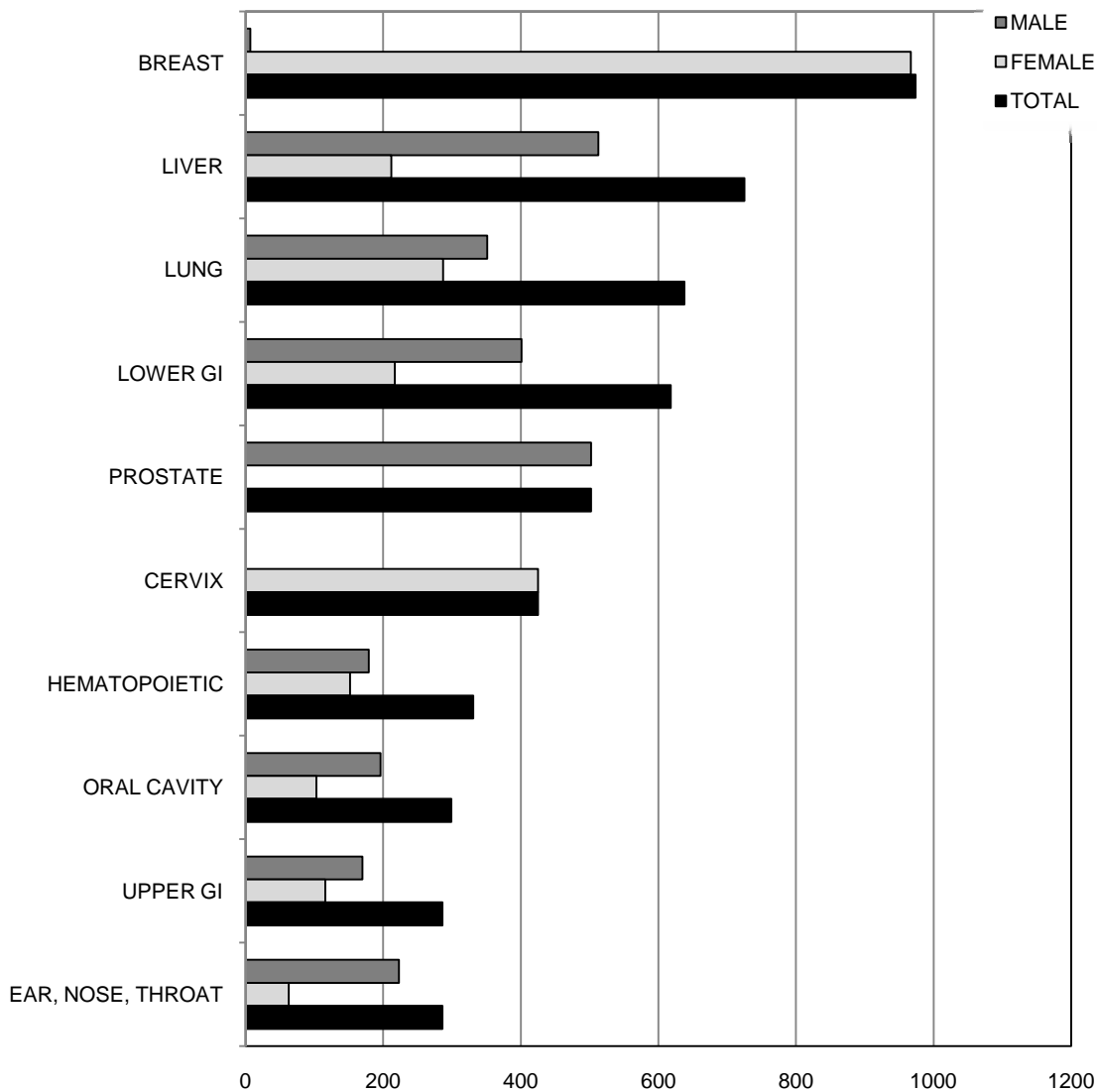


TABLE XI : LEADING CANCER

SITE	MALE	FEMALE	TOTAL	%
ALL SITE	3397	3811	7208	100.00
BREAST	7	967	974	13.51
LIVER	513	212	725	10.06
LUNG	351	287	638	8.85
LOWER GI	401	217	618	8.57
PROSTATE	502	0	502	6.96
CERVIX	0	425	425	5.90
HEMATOPOIETIC	179	152	331	4.59
ORAL CAVITY	196	103	299	4.15
UPPER GI	170	116	286	3.97
EAR, NOSE, THROAT	223	63	286	3.97

FIGURE XI.I : LEADING CANCER



NUMBER OF PATIENT

TABLE XII : LEADING CANCER IN MALE

SITE	MALE	%
ALL SITE	3397	100.00
LIVER	513	15.10
PROSTATE	502	14.78
LUNG	401	11.80
LOWER GI	351	10.33
EAR, NOSE, THROAT	223	6.56
ORAL CAVITY	196	5.77
URO (OTHER)	181	5.33
HEMATOPOIETIC	179	5.27
UPPER GI	170	5.00
LYMPH NODES	121	3.56

FIGURE XII.I : LEADING CANCER IN MALE

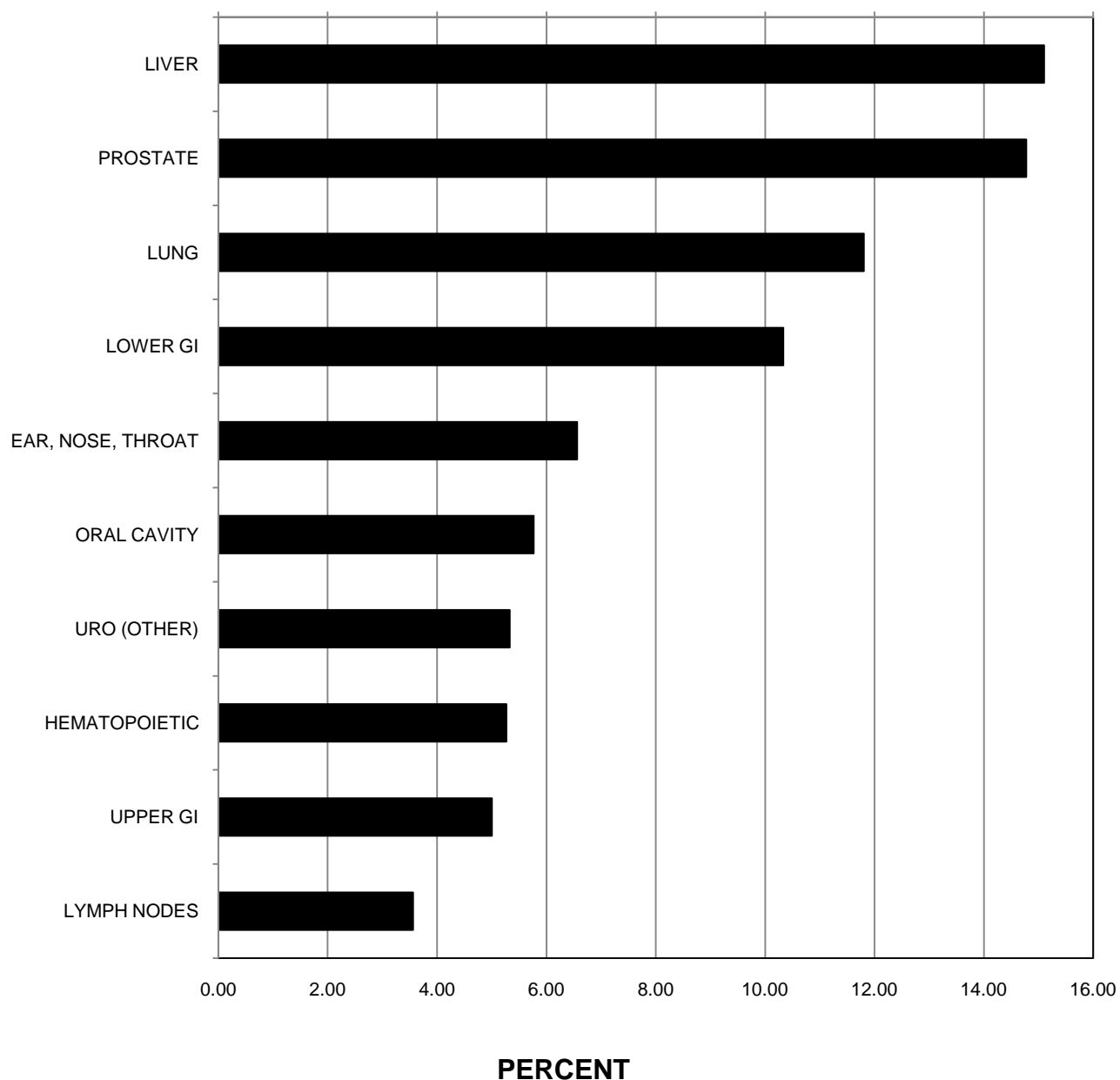


TABLE XIII : LEADING CANCER IN FEMALE

SITE	FEMALE	%
ALL SITE	3811	100.00
BREAST	967	25.37
CERVIX	425	11.15
LOWER GI	287	7.53
GYNE (OTHER)	223	5.85
LUNG	217	5.69
LIVER	212	5.56
THYROID	200	5.25
OVARY	178	4.67
HEMATOPOIETIC	152	3.99
UPPER GI	116	3.04

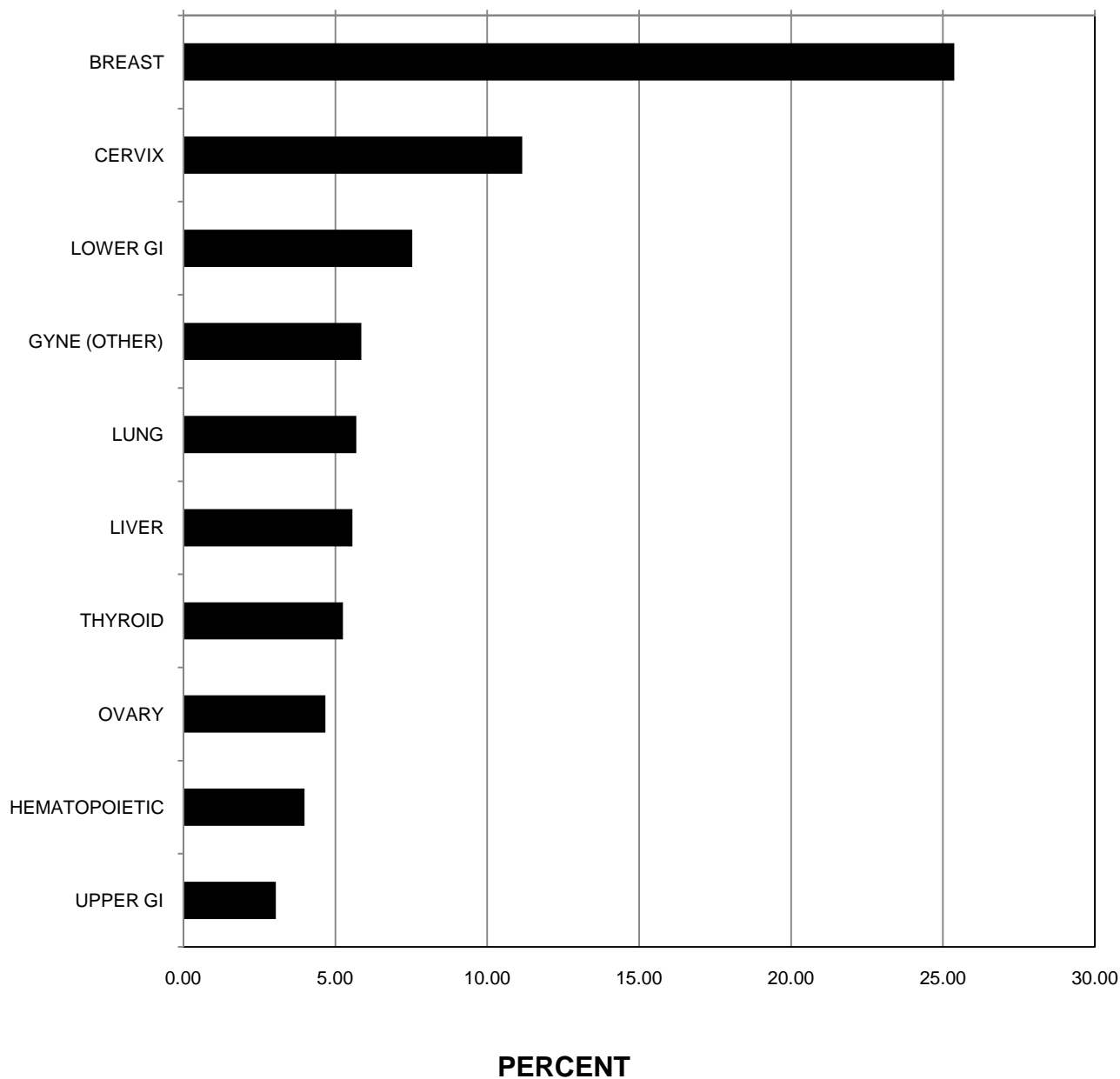
FIGURE XIII.I : LEADING CANCER IN FEMALE

TABLE XIV: 5 YEAR TRENDS OF INCIDENCE (2005 - 2009)

SITE	2009	2008	2007	2006	2005
ALL SITE (cases)	7208	8256	7195	6377	5720
BREAST (%)	13.51	13.67	14.04	13.22	13.67
LIVER	10.06	11.19	9.10	9.75	7.94
LOWER GI	8.85	7.55	8.26	7.62	7.81
LUNG	8.57	8.76	8.12	8.15	7.41
PROSTATE	6.96	6.83	7.30	7.40	5.00
CERVIX	5.90	5.81	7.59	8.20	8.37
HEMATOPOIETIC	4.59	5.26	3.54	3.69	5.03
ORAL CAVITY	4.15	3.62	4.52	3.61	3.88
EAR, NOSE, THROAT	3.97	1.70	1.70	2.16	2.17
UPPER GI	3.97	5.01	4.66	4.23	4.56

FIGURE XIV : 5 YEAR TRENDS OF INCIDENCE (2005 - 2009)

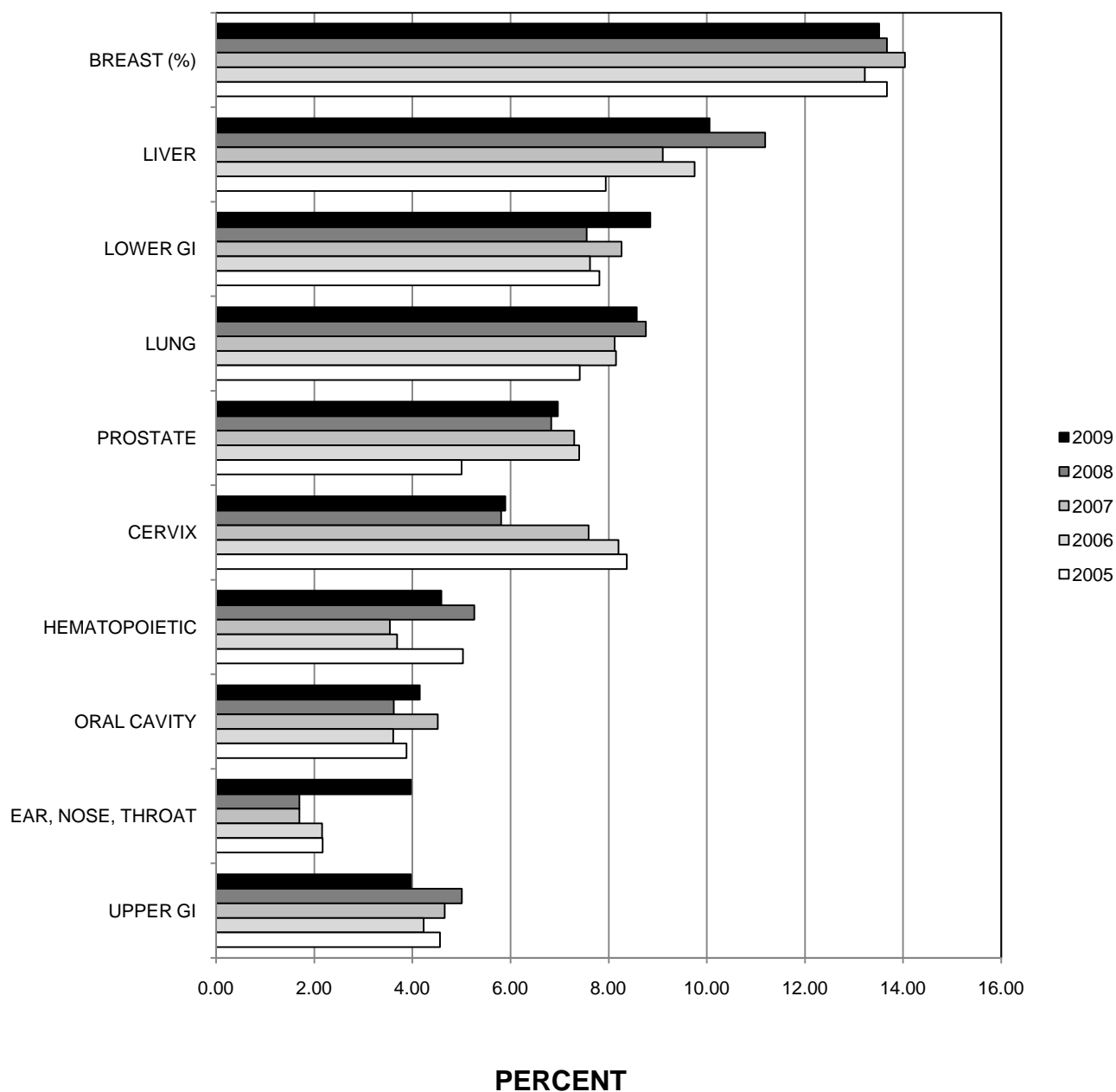


TABLE XV : CANCER BY OCCUPATION

OCCUPATION	NORTH	N-EAST	CENTRAL	SOUTH	TOTAL
NON-EMPLOYED	13	70	1594	74	1751
EMPLOYEES	13	34	1203	39	1289
BUSINESS	14	45	825	47	931
GOVERNMENT SERVICE	16	50	559	45	670
PROFESSIONAL	3	45	430	56	534
FARMERS OR AGRICULTURE	0	19	65	15	99
PRIESTS	0	4	37	3	44
OTHERS	0	1	23	1	25
CONSTRUCTION WORKERS	0	0	1	0	1
NOT RECORD	24	75	1661	87	1847
FOREIGNERS					17
TOTAL	83	343	6398	367	7208

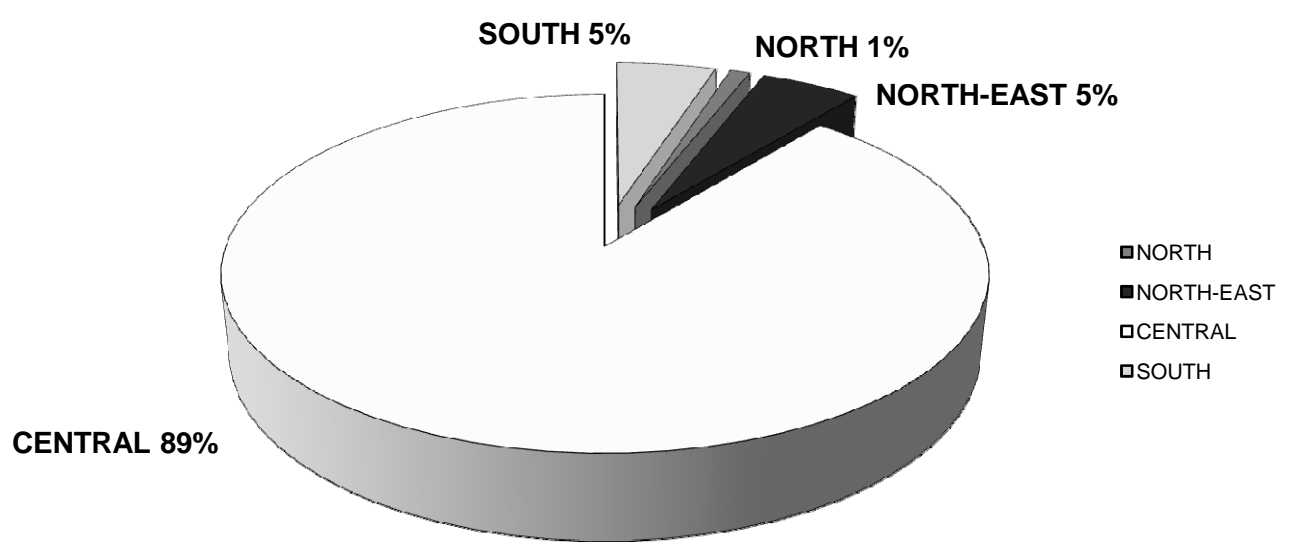
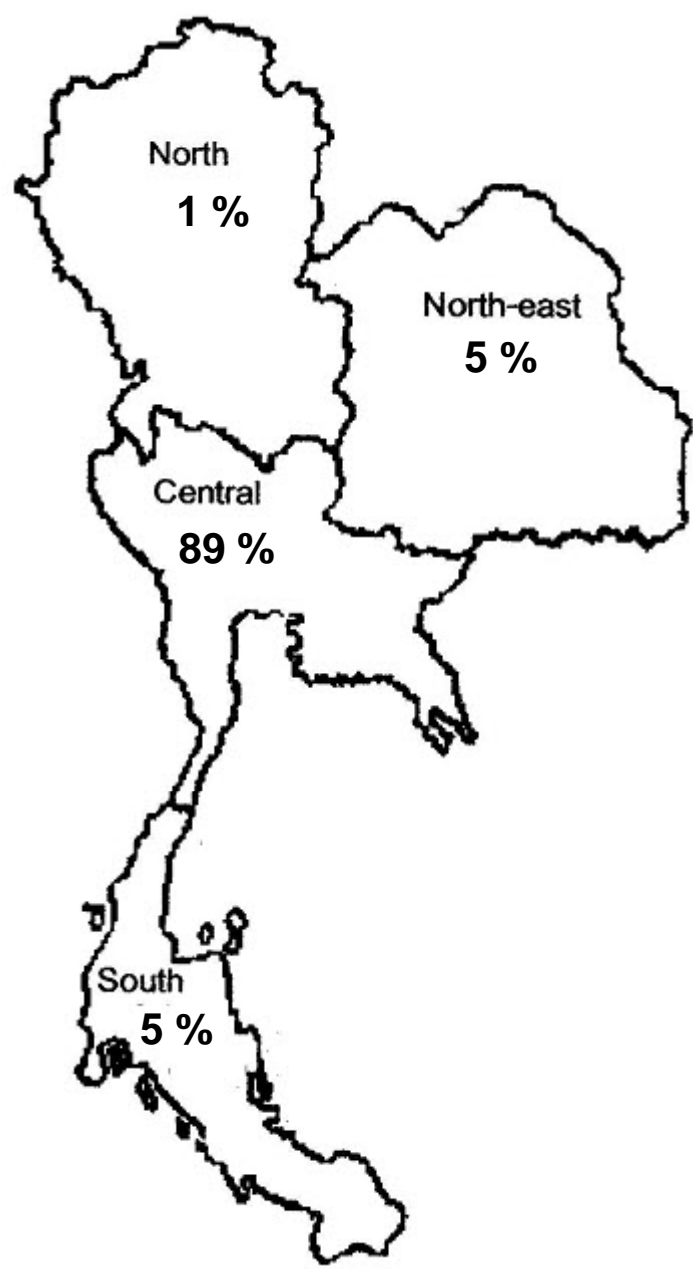
TABLE XVI : CANCER BY PROVINCE

PROVINCE	MALE	FEMALE	TOTAL
ALL PROVINCE	3397	3811	7208
AMNAT CHAROEN	4	2	6
ANG THONG	14	14	28
BANGKOK	1321	1590	2911
BURI RAM	20	20	40
CHACHOENSAO	18	9	27
CHAI NAT	19	22	41
CHAIYAPHUM	11	9	20
CHANTHABURI	18	15	33
CHIANG MAI	10	4	14
CHIANG RAI	4	5	9
CHON BURI	61	51	112
CHUMPHON	70	47	117
KALASIN	3	5	8
KAMPHAENG PHET	27	13	40
KANCHANABURI	52	71	123
KHON KAEN	7	6	13
KRABI	6	1	7
LAMPANG	6	4	10
LAMPHUN	3	0	3
LOEI	5	3	8
LOP BURI	11	14	25
MAHA SARAKHAM	10	2	12
MUKDAHAN	1	1	2
NAKHON NAYOK	9	7	16
NAKHON PATHOM	256	244	500
NAKHON PHANOM	6	4	10
NAKHON RATCHASIMA	41	39	80
NAKHON SAWAN	39	25	64
NAKHON SI THAMMARAT	35	38	73
NAN	2	7	9
NARATHIWAT	6	4	10
NONG BUA LAM PHU	2	1	3
NONG KHAI	6	6	12
NONTHABURI	274	319	593
PATHUM THANI	68	79	147
PATTANI	0	1	1
PHANGNGA	7	8	15
PHATTHALUNG	4	5	9
PHAYAO	3	3	6
PHETCHABUN	18	19	37
PHETCHABURI	71	86	157
PHICHIT	14	14	28
PHITSANULOK	15	10	25
PHRA NAKHON SI AYUTTHAYA	66	51	117
PHRAE	10	9	19
PHUKET	8	10	18
PRACHIN BURI	12	17	29
PRACHUAP KHIRI KHAN	51	59	110
RANONG	5	7	12

TABLE XVI : CANCER BY PROVINCE (cont.)

PROVINCE	MALE	FEMALE	TOTAL
RATCHABURI	135	187	322
RAYONG	20	20	40
ROI ET	15	8	23
SA KAE0	15	7	22
SAKON NAKHON	3	7	10
SAMUT PRAKAN	83	121	204
SAMUT SAKHON	93	140	233
SAMUT SONGKHRAM	27	21	48
SARABURI	26	19	45
SATUN	0	2	2
SI SA KET	15	12	27
SING BURI	18	7	25
SONGKHLA	3	9	12
SUKHOTHAI	10	10	20
SUPHAN BURI	97	138	235
SURAT THANI	37	29	66
SURIN	10	18	28
TAK	6	7	13
TRANG	8	12	20
TRAT	8	2	10
UBON RATCHATHANI	7	12	19
UDON THANI	6	7	13
UTHAI THANI	10	8	18
UTTARADIT	2	11	13
YALA	2	3	5
YASOTHON	0	9	9
FOREIGNERS	12	5	17

FIGURE XVI.I : CANCER BY REGION



THE COMMITTEE OF SIRIRAJ CANCER REGISTRY

Cheerasook	Chongkolwatana	MD.	Consultant
Vichien	Srimuninnimit	MD.	Consultant
Gavivann	Veerakul	MD.	Consultant
Suwanit	Therasakvichya	MD.	Chairman of the Committee
Darin	Lohsiriwat	MD.	Head of Upper and Lower Gastrointestinal Cancer Group
Saranatra	Waikakul	MD.	Head of Bone and Soft Tissue Cancer Group
Wanchai	Wanachiwanawin	MD.	Head of Hematologic malignancy and Lymphoma Group
Choakchai	Metheetrairut	MD.	Head of Head-Neck Cancer Group
Chaiyoung	Nualyoung	MD.	Head of Urology and Male Genital Organ Cancer Group
Teerawit	Phanchaipetch	MD.	Head of Lung Cancer Group
Apirag	Chuangsuanich	MD.	Head of Skin Cancer Group
Chairat	Leelaphatanadit	MD.	Head of Gynecologic Oncology Group
Gavivann	Veerakul	MD.	Head of Pediatrics Cancer Group
Yongyut	Sirivatanauksorn	MD.	Head of Liver Cancer Group
Sarun	Nunta-Aree	MD.	Head of Brain Cancer Group
Adune	Ratanawichitrasin	MD.	Head of Breast Cancer Group
Cheerasook	Chongkwatana	MD.	Head of Thyroid Cancer Group
Preeyanuch	Yamwong	MD.	Committee
Sirirat	Kooptiwoot	MD.	Committee
Apichat	Asavamongkolkul	MD.	Committee
Jamsak	Tscheikuna	MD.	Committee
Kanchana	Amornpichetkul	MD.	Committee
Nan	Suntornpong	MD.	Committee
KleebSabai	Sanpakit	MD.	Committee
Vitton	Chinswangwatanakul	MD.	Committee
Chanin	Limwongse	MD.	Committee
Charuwan	Akewanlop	MD.	Committee
Nopadol	Soparattanapaisarn	MD.	Committee
Wormin	Rainsuwan	MD.	Committee
Rapin	Phimolsarnti	MD.	Committee
Archrob	Khuhapinant	MD.	Committee
Supakarn	Tayjasanant	MD.	Committee
Somsri	Ratanawichitrasin	MD.	Committee and Secretary

OFFICE STAFF

Pranee	Mahamadsaolah	Wararat	Choochan
Thanit	Hirankhup	Aimon	Jaimai
Mattana	Saengta	Sravudh	Daengmak
Siriporn	Timpasert	Wirawan	Chainkamhan
Phimpakan	Thepkan	Sittisak	Rukkumkeaw
Phattaraporn	Charantorn	Kanokporn	Thamapala
Dolaya	Darachart	Cholticha	Songjang
Thapanee	Sae-jang	Seewan	Wiboonchart
Natta	Wongwuttisaraj		