

SIRIRAJ CANCER REGISTRY

2010



SIRIRAJ CANCER CENTER
FACULTY OF MEDICINE SIRIRAJ HOSPITAL
MAHIDOL UNIVERSITY
ISSN 00857-3840

SIRIRAJ CANCER REGISTRY

2010



EDITOR

Assistant Professor Dr. Suwanit Therasakvichya

SIRIRAJ CANCER CENTER
FACULTY OF MEDICINE SIRIRAJ HOSPITAL
MAHIDOL UNIVERSITY
ISSN 00857-3840

Introduction

Faculty of Medicine, Siriraj Hospital, Mahidol university is the first medical school in Thailand which found in 1888. In the year 2010, we served 2,564,662 hospital visits from 516,949 new patients which included 7,000 new cancer patients. Siriraj Cancer Center is a center which is responsible for collaborative functions in cancer care, cancer research and cancer registry. **This “Siriraj Cancer Registry 2010” is the 42nd** annual official report of hospital based cancer registration of Siriraj hospital, since 1969. Data processing was performed by collecting and verification from medical records, pathological reports and image findings, finally proven by ICD-O coders with medical consultants. With computerized register-program helped to improve the work flow, efficiently.

I would like to acknowledge the kindly support from the Medical Record Service, Medical Information Technology Service, Department of Pathology, Clinical Pathology, Microbiology, Immunology, Radiology, Surgery, Medicine, Orthopedic Surgery, Ophthalmology, Oto-rhino-laryngology, Pediatrics, Obstetrics and Gynecology, for data and medical records, as well as Siriraj Cancer Center organizing committees and all staffs in Siriraj Cancer Center who worked together as a team. And I hope, this report will be useful in improving some cancer management.



Assistant Professor Dr. Suwanit Therasakvichya

Chairman: Siriraj Cancer Center

Faculty of Medicine Siriraj Hospital

Mahidol University

SIRIRAJ CANCER CENTER

SIRIRAJ CANCER RIGISTRY 2010

Table of contents

Table I:	Number of patients	1
Table II:	Quality of diagnosis	1
Table III:	Primary site	1
Table IV:	Incidence by age group	7
	Figure IV.I: Incidence by age group	7
Table V:	Primary site by age group	8
Table VI:	Pathology according to site	29
Table VII:	Primary site in childhood by age group	46
Table VIII:	Lymphoma pathology according to site	47
Table IX:	Lymphoma by pathology	54
Table X:	Lymphoma incidence by age group	55
	Figure X.I: Lymphoma incidence by age group	55
Table XI:	Leading cancer	56
	Figure XI.I: Leading cancer	56
Table XII:	Leading cancer in male	57
	Figure XII.I: Leading cancer in male	57
Table XIII:	Leading cancer in female	58
	Figure XIII.I: Leading cancer in female	58
Table XIV:	5 year trends of incidence (2006 - 2010)	59
	Figure XIV.I: 5 year trends of incidence (2006 - 2010)	59
Table XV:	Cancer by occupation	60
Table XVI:	Cancer by province	61
	Figure XVI.I: Cancer by region	63

2010

TABLE I : NUMBER OF PATIENTS

Type of patient	No. of cases
Total No. of patient visits	2,564,662
Total No. of patients	516,949
Total No. of new cancer	7,000
Cancer incidence was	1.35%

TABLE II : QUALITY OF DIAGNOSIS

Diagnosed by	Number	Percentage
Histological Pathology	6,606	94.37
Clinical & Imaging	394	5.63
Total	7,000	100.00

TABLE III : PRIMARY SITE

CODE	SITE	No. of Cases			%
		MALE	FEMALE	TOTAL	
	GRAND TOTAL	3322	3678	7000	100.00
	C00 - C14 LIP, ORAL CAVITY AND PHARYNX	347	154	501	7.16
C000	External Lip: Upper NOS	0	1	1	0.01
C001	External Lip: Lower NOS	1	5	6	0.09
C003	Lip: Upper Mucosa	1	1	2	0.03
C004	Lip: Lower Mucosa	0	1	1	0.01
C019	Tongue: Base NOS	19	3	22	0.31
C021	Tongue: Border, Tip	0	2	2	0.03
C022	Tongue: Ventral NOS	1	0	1	0.01
C023	Tongue: Anterior NOS	1	1	2	0.03
C024	Lingual Tonsil	1	1	2	0.03
C028	Tongue: Overlapping	0	1	1	0.01
C029	Tongue: NOS	41	26	67	0.96
C030	Gum: Upper	0	3	3	0.04
C031	Gum: Lower	9	2	11	0.16
C039	Gum NOS	1	0	1	0.01
C049	Floor of Mouth NOS	19	0	19	0.27
C050	Hard Palate	3	5	8	0.11
C051	Soft Palate NOS	11	3	14	0.20
C052	Uvula	1	0	1	0.01
C060	Cheek Mucosa	3	15	18	0.26
C062	Retromolar Area	4	1	5	0.07
C069	Mouth NOS	1	0	1	0.01
C079	Parotid Gland	15	15	30	0.43
C080	Submandibular Gland	2	2	4	0.06

TABLE III : PRIMARY SITE (cont.)

CODE	SITE	No. of Cases			%
		MALE	FEMALE	TOTAL	
C091	Tonsillar Pillar	1	0	1	0.01
C099	Tonsil NOS	39	13	52	0.74
C100	Vallecula	1	0	1	0.01
C102	Oropharynx: Lateral Wall	1	0	1	0.01
C108	Oropharynx: Overlapping	1	0	1	0.01
C109	Oropharynx NOS	6	1	7	0.10
C111	Nasopharynx: Poster Wall	2	3	5	0.07
C112	Nasopharynx: Lateral Wall	3	2	5	0.07
C118	Nasopharynx: Overlapping	1	3	4	0.06
C119	Nasopharynx NOS	101	39	140	2.00
C129	Pyiform Sinus	33	0	33	0.47
C130	Hypopharynx: Postcricoid	4	1	5	0.07
C132	Hypopharynx: Poster Wall	5	0	5	0.07
C138	Hypopharynx: Overlapping	2	0	2	0.03
C139	Hypopharynx NOS	11	3	14	0.20
C140	Pharynx NOS	2	1	3	0.04
C15 - C26 DIGESTIVE ORGANS		1097	655	1752	25.03
C150	Esophagus: Cervical	4	0	4	0.06
C151	Esophagus: Thoracic	1	0	1	0.01
C153	Esophagus: Upper Third	11	2	13	0.19
C154	Esophagus: Middle Third	17	0	17	0.24
C155	Esophagus: Lower Third	17	0	17	0.24
C159	Esophagus NOS	44	7	51	0.73
C160	Stomach: Cardia NOS	14	7	21	0.30
C161	Stomach: Fundus	1	0	1	0.01
C162	Stomach: Body	6	9	15	0.21
C163	Stomach: Pyl Antrum	9	8	17	0.24
C164	Stomach: Pylorus	2	1	3	0.04
C166	Stomach: Great Curv	0	1	1	0.01
C168	Stomach: Overlapping	0	1	1	0.01
C169	Stomach, NOS	41	41	82	1.17
C170	Duodenum	2	5	7	0.10
C171	Jejunum	3	5	8	0.11
C172	Ileum	2	3	5	0.07
C179	Small Intestine, NOS	0	1	1	0.01
C180	Colon: Caecum	16	22	38	0.54
C181	Colon: Appendix	4	5	9	0.13
C182	Colon: Ascending	23	7	30	0.43
C183	Colon: Hepatic Flexure	11	8	19	0.27
C184	Colon: Transverse	19	9	28	0.40
C185	Colon: Splenic Flexure	8	5	13	0.19
C186	Colon: Descending	20	15	35	0.50
C187	Colon: Sigmoid	81	65	146	2.09
C188	Colon: Overlapping	3	4	7	0.10
C189	Colon NOS	7	4	11	0.16
C199	Rectosigmoid Junction	31	21	52	0.74
C209	Rectum NOS	138	112	250	3.57

TABLE III : PRIMARY SITE (cont.)

CODE	SITE	No. of Cases			
		MALE	FEMALE	TOTAL	%
C210	Anus NOS	0	1	1	0.01
C211	Anal Canal	5	7	12	0.17
C220	Liver	402	130	532	7.60
C221	Intrahepatic Bile Duct	78	56	134	1.91
C239	Gallbladder	13	21	34	0.49
C240	Extrahepatic Bile Duct	3	5	8	0.11
C241	Ampulla of Vater	7	14	21	0.30
C249	Biliary Tract NOS	1	0	1	0.01
C250	Pancreas: Head	35	40	75	1.07
C251	Pancreas: Body	3	0	3	0.04
C252	Pancreas: Tail	2	6	8	0.11
C253	Pancreatic Duct	1	0	1	0.01
C259	Pancreas NOS	11	7	18	0.26
C269	Gastrointestinal Tract NOS	1	0	1	0.01
C30 - C39 RESPIRATORY AND INTRATHORACIC ORGANS		522	258	780	11.14
C300	Nasal Cavity	20	15	35	0.50
C301	Middle Ear	0	1	1	0.01
C310	Maxillary Sinus	17	5	22	0.31
C311	Ethmoid Sinus	1	0	1	0.01
C320	Glottis	46	5	51	0.73
C321	Supraglottis	45	3	48	0.69
C322	Subglottis	1	0	1	0.01
C323	Laryngeal Cartilage	2	1	3	0.04
C339	Trachea	1	0	1	0.01
C340	Bronchus: Main	4	2	6	0.09
C341	Lung: Upper Lobe	171	75	246	3.51
C342	Lung: Middle Lobe	17	9	26	0.37
C343	Lung: Lower Lobe	88	67	155	2.21
C348	Lung, Bronchus: Overlap	3	4	7	0.10
C349	Lung NOS	90	55	145	2.07
C379	Thymus	1	2	3	0.04
C380	Heart	1	0	1	0.01
C381	Mediastinum: Anterior	9	10	19	0.27
C383	Mediastinum NOS	3	1	4	0.06
C384	Pleura NOS	2	3	5	0.07
C40 - C41 BONE AND CARTILAGE		31	35	66	0.94
C400	Bone: Upper Long	3	5	8	0.11
C401	Bone: Upper Short	1	1	2	0.03
C402	Bone: Lower Long	16	13	29	0.41
C410	Bone: Skull and Face	1	0	1	0.01
C411	Bone: Mandible	0	1	1	0.01
C412	Bone: Vertebral Column	3	1	4	0.06
C413	Bone: Rib, Sternum, Clavicle	0	2	2	0.03
C414	Bone: Pelvic, Sacrum, Coccyx	7	12	19	0.27

TABLE III : PRIMARY SITE (cont.)

CODE	SITE	No. of Cases			%
		MALE	FEMALE	TOTAL	
C42 HEMATOPOIETIC AND RETICULOENDOTHELIAL SYSTEMS		145	131	276	3.94
C421	Bone Marrow	141	131	272	3.89
C422	Spleen	4	0	4	0.06
C44 SKIN		94	150	244	3.49
C440	Skin of lip, NOS	0	4	4	0.06
C441	Eyelid	7	9	16	0.23
C442	External Ear	5	7	12	0.17
C443	Skin: Cheek ChinFaceForehead	34	67	101	1.44
C444	Skin of Scalp and Neck	11	21	32	0.46
C445	Skin of Trunk	13	15	28	0.40
C446	Skin of upper limb & shoulder	11	11	22	0.31
C447	Skin of lower limb and hip	12	13	25	0.36
C448	Skin: Overlapping lesion of	1	2	3	0.04
C449	Skin NOS	0	1	1	0.01
C47 PERIPHERAL NERVES AND AUTONOMIC NERVOUS SYSTEM		7	7	14	0.2
C470	AutNervSys: HeadFaceNeck	0	1	1	0.01
C471	AutNervSystem: Upper Limb	1	1	2	0.03
C472	AutNervSystem:Lower Limb	4	3	7	0.10
C473	Aut Nerv System: Thorax	0	1	1	0.01
C475	Aut Nerv System: Pelvis	1	0	1	0.01
C476	AutNervSys: Trunk NOS	0	1	1	0.01
C479	Autonomic Nerv Sys NOS	1	0	1	0.01
C48 - C49 RETROPERITONEUM AND PERITONEUM		52	66	118	1.69
C480	Retroperitoneum	7	7	14	0.20
C481	Peritoneum: Specified pts	1	0	1	0.01
C482	Peritoneum NOS	1	7	8	0.11
C490	Connective: Head, Face, Neck	5	7	12	0.17
C491	Connective Upperlimb Shoulder	6	6	12	0.17
C492	Connective: Lower limb & hip	17	25	42	0.60
C493	Connective: Thorax	1	3	4	0.06
C494	Connective: Abdomen	4	1	5	0.07
C495	Connective: Pelvis	8	8	16	0.23
C496	Connective: Trunk NOS	1	1	2	0.03
C499	Connective NOS	1	1	2	0.03
C50 BREAST		2	903	905	12.93
C501	Central portion of breast	1	70	71	1.01
C502	Upper-inner quadrant breast	0	99	99	1.41
C503	Lower-inner quadrant breast	0	38	38	0.54
C504	Upper-outer quadrant breast	1	327	328	4.69
C505	Lower-outer quadrant breast	0	61	61	0.87
C506	Axillary tail of breast	0	3	3	0.04
C508	Overlapping lesion of breast	0	181	181	2.59
C509	Breast NOS	0	124	124	1.77

TABLE III : PRIMARY SITE (cont.)

CODE	SITE	No. of Cases			%
		MALE	FEMALE	TOTAL	
C51 - C58 FEMALE GENITAL ORGANS		0	729	729	10.41
C510	Labium majus	0	1	1	0.01
C511	Labium minus	0	1	1	0.01
C512	Clitoris	0	1	1	0.01
C519	Vulva NOS	0	11	11	0.16
C529	Vagina NOS	0	8	8	0.11
C530	Endocervix	0	13	13	0.19
C531	Exocervix	0	26	26	0.37
C538	Overlap lesion cervix uteri	0	1	1	0.01
C539	Cervix uteri	0	293	293	4.19
C541	Endometrium	0	166	166	2.37
C542	Myometrium	0	4	4	0.06
C548	Corpus uteri: Overlap	0	4	4	0.06
C549	Corpus uteri	0	12	12	0.17
C559	Uterus NOS	0	5	5	0.07
C569	Ovary	0	164	164	2.34
C570	Fallopian tube	0	3	3	0.04
C589	Placenta	0	16	16	0.23
C60 - C63 MALE GENITAL ORGANS		510	0	510	7.29
C600	Prepuce	1	0	1	0.01
C601	Glans penis	1	0	1	0.01
C609	Penis NOS	11	0	11	0.16
C619	Prostate gland	481	0	481	6.87
C629	Testis NOS	14	0	14	0.20
C632	Scrotum NOS	2	0	2	0.03
C64 - C68 URINARY TRACT		183	98	281	4.01
C649	Kidney NOS	52	35	87	1.24
C659	Renal pelvis	3	3	6	0.09
C669	Ureter	4	6	10	0.14
C672	Lateral wall of Bladder	0	2	2	0.03
C674	Posterior wall of Bladder	3	0	3	0.04
C675	Bladder Neck	1	0	1	0.01
C677	Urachus	0	1	1	0.01
C678	Bladder: Overlap	1	0	1	0.01
C679	Bladder NOS	117	49	166	2.37
C680	Urethra	2	2	4	0.06
C69 - C72 EYE, BRAIN AND OTHER PARTS OF CENTRAL NERVOUS SYSTEM		85	65	150	2.14
C690	Conjunctiva	0	1	1	0.01
C692	Retina	8	4	12	0.17
C694	Ciliary Body	2	0	2	0.03
C695	Lacrimal Gland	2	1	3	0.04
C696	Orbit NOS	10	5	15	0.21

TABLE III : PRIMARY SITE (cont.)

CODE	SITE	No. of Cases			%
		MALE	FEMALE	TOTAL	
C710	Cerebrum	13	6	19	0.27
C711	Frontal Lobe	11	10	21	0.30
C712	Temporal Lobe	10	7	17	0.24
C713	Parietal Lobe	5	5	10	0.14
C714	Occipital Lobe	0	1	1	0.01
C715	Ventricle NOS	1	0	1	0.01
C716	Cerebellum NOS	6	4	10	0.14
C717	Brain Stem	0	4	4	0.06
C718	Brain: Overlap	5	2	7	0.10
C719	Brain NOS	8	7	15	0.21
C720	Spinal Cord	2	5	7	0.10
C723	Optic Nerve	0	1	1	0.01
C729	Nervous System NOS	2	2	4	0.06
C73 - C75 THYROID AND OTHER ENDOCRINE GLANDS		54	212	266	3.80
C739	Thyroid Gland	48	203	251	3.59
C740	Cortex of Adrenal Gland	0	5	5	0.07
C741	Medulla of Adrenal Gland	0	1	1	0.01
C749	Adrenal Gland NOS	2	3	5	0.07
C750	Parathyroid Gland	1	0	1	0.01
C753	Pineal Gland	3	0	3	0.04
C76 OTHER AND ILL-DEFINED SITES		3	5	8	0.11
C761	Thorax NOS	0	2	2	0.03
C762	Abdomen NOS	2	1	3	0.04
C763	Pelvis NOS	0	1	1	0.01
C765	Lower Limb NOS	1	1	2	0.03
C77 LYMPH NODES		90	102	192	2.74
C770	Lymph Nodes: HeadFaceNeck	49	60	109	1.56
C771	Intrathoracic Lymph Nodes	1	3	4	0.06
C772	Intra-abdominal LymphNodes	11	10	21	0.30
C773	Lymph Nodes of axilla or arm	2	9	11	0.16
C774	Lymph Nodes: Leg	11	10	21	0.30
C775	Pelvic Lymph Nodes	2	0	2	0.03
C778	Lymph Nodes: multiple region	5	0	5	0.07
C779	Lymph Node NOS	9	10	19	0.27
C80 UNKNOW PRIMARY SITE		87	75	162	2.31
C809	Unknown Primary Site	87	75	162	2.31
Z85 PERSONAL HISTORY OF MALIGNANT NEOPLASM		13	33	46	0.66
Z850	Personal history of malignant neoplasm of digestive organs	8	8	16	0.23
Z851	Personal history of malignant neoplasm of trachea, bronchus and lung	1	5	6	0.09
Z853	Personal history of malignant neoplasm of breast	0	14	14	0.20
Z854	Personal history of malignant neoplasm of genital organs	1	2	3	0.04
Z855	Personal history of malignant neoplasm of urinary tract	2	3	5	0.07
Z858	Personal history of malignant neoplasm of other organs and systems	1	1	2	0.03

TABLE IV: INCIDENCE BY AGE GROUP

AGE	MALE		FEMALE		TOTAL	
	n	%	n	%	n	%
ALL AGE	3322	100.00	3678	100.00	7000	100.00
1+	4	0.12	1	0.03	5	0.07
5+	22	0.66	27	0.73	49	0.70
10+	13	0.39	18	0.49	31	0.44
15+	27	0.81	20	0.54	47	0.67
20+	32	0.96	34	0.92	66	0.94
25+	31	0.93	55	1.50	86	1.23
30+	30	0.90	71	1.93	101	1.44
35+	59	1.78	142	3.86	201	2.87
40+	102	3.07	206	5.60	308	4.40
45+	140	4.21	331	9.00	471	6.73
50+	278	8.37	429	11.66	707	10.10
55+	381	11.47	489	13.30	870	12.43
60+	404	12.16	423	11.50	827	11.81
65+	446	13.43	402	10.93	848	12.11
70+	398	11.98	330	8.97	728	10.40
75+	434	13.06	300	8.16	734	10.49
80+	283	8.52	204	5.55	487	6.96
85+	166	5.00	131	3.56	297	4.24
90+	56	1.69	46	1.25	102	1.46
95+	16	0.48	19	0.52	35	0.50

FIGURE IV.I : INCIDENCE BY AGE GROUP

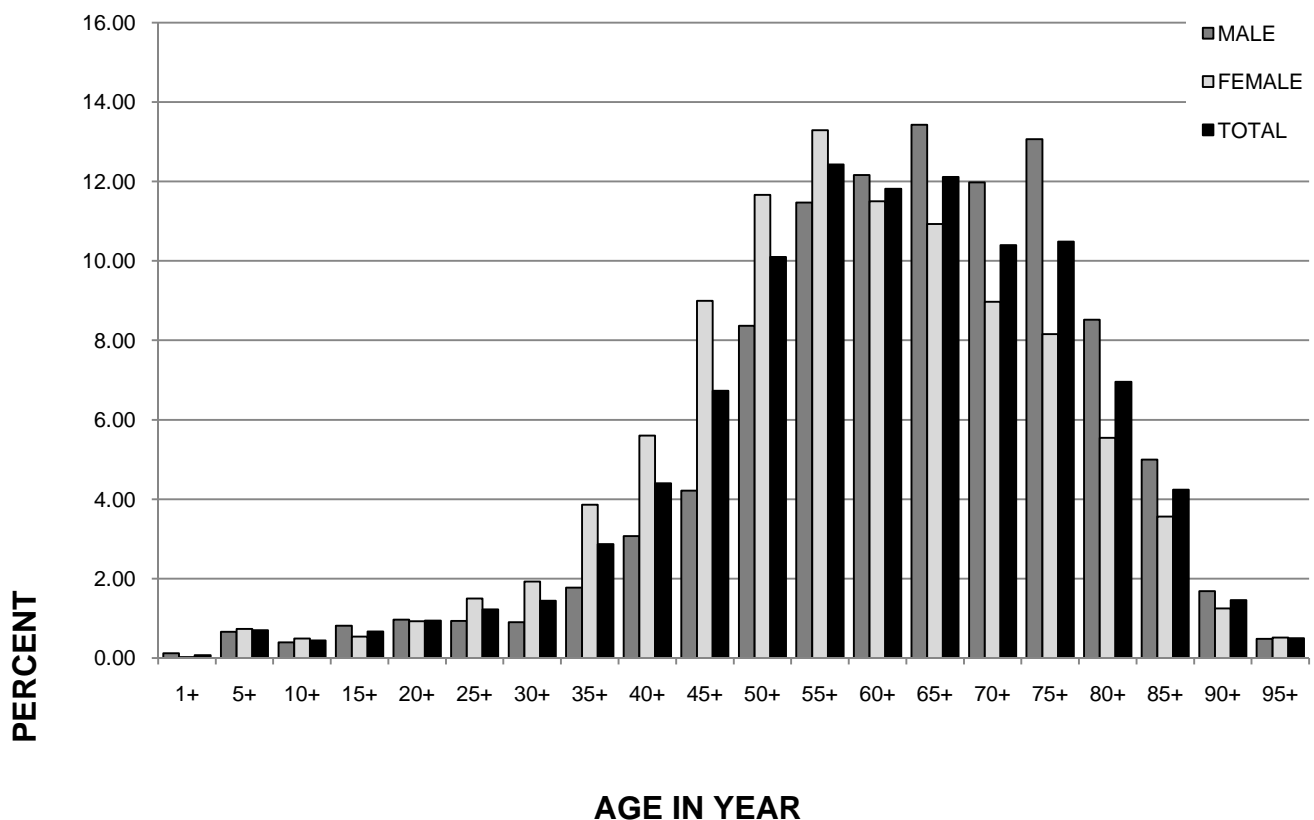


TABLE V : PRIMARY SITE BY AGE GROUP

SITE / AGE - GROUP			1+	5+	10+	15+	20+	25+	30+	35+	40+	45+	50+	55+	60+	65+	70+	75+	80+	85+	90+	95+		
GRAND TOTAL			7000	5	49	31	47	66	86	101	201	308	471	707	870	827	848	728	734	487	297	102	35	
MALE			3322	4	22	13	27	32	31	59	102	140	278	381	403	446	398	434	283	166	56	16		
FEMALE			3678	1	27	18	20	34	55	70	142	206	331	429	489	402	330	300	204	131	46	19		
C000	External Lip: Upper NOS	T	1	0	0	0	0	0	0	0	0	0	0	0	0	0	0	0	1	0	0	0	0	
		M	0	0	0	0	0	0	0	0	0	0	0	0	0	0	0	0	0	0	0	0	0	0
		F	1	0	0	0	0	0	0	0	0	0	0	0	0	0	0	0	0	1	0	0	0	0
C001	External Lip: Lower NOS	T	6	0	0	0	0	0	0	0	0	0	0	0	0	0	0	3	1	0	1	1	0	
		M	1	0	0	0	0	0	0	0	0	0	0	0	0	0	0	0	0	0	0	0	1	0
		F	5	0	0	0	0	0	0	0	0	0	0	0	0	0	0	0	3	1	0	1	0	0
C003	Lip: Upper Mucosa	T	2	0	0	0	1	0	0	0	0	0	0	0	0	0	0	1	0	0	0	0	0	
		M	1	0	0	0	0	0	0	0	0	0	0	0	0	0	0	1	0	0	0	0	0	
		F	1	0	0	0	1	0	0	0	0	0	0	0	0	0	0	0	0	0	0	0	0	0
C004	Lip: Lower Mucosa	T	1	0	0	0	0	0	0	0	0	0	0	0	0	0	0	0	0	0	0	0	1	
		M	0	0	0	0	0	0	0	0	0	0	0	0	0	0	0	0	0	0	0	0	0	
		F	1	0	0	0	0	0	0	0	0	0	0	0	0	0	0	0	0	0	0	0	0	1
C019	Tongue: Base NOS	T	22	0	0	0	0	0	0	0	0	1	3	3	4	5	2	3	0	0	1	0		
		M	19	0	0	0	0	0	0	0	0	1	3	3	3	5	1	3	0	0	0	0		
		F	3	0	0	0	0	0	0	0	0	0	0	0	1	0	1	0	0	0	1	0		
C021	Tongue: Border, Tip	T	2	0	0	0	0	0	0	0	0	0	1	0	0	1	0	0	0	0	0	0		
		M	0	0	0	0	0	0	0	0	0	0	0	0	0	0	0	0	0	0	0	0		
		F	2	0	0	0	0	0	0	0	0	0	1	0	0	1	0	0	0	0	0	0		
C022	Tongue: Ventral NOS	T	1	0	0	0	0	0	0	0	0	0	0	1	0	0	0	0	0	0	0	0		
		M	1	0	0	0	0	0	0	0	0	0	0	1	0	0	0	0	0	0	0	0		
		F	0	0	0	0	0	0	0	0	0	0	0	0	0	0	0	0	0	0	0	0		
C023	Tongue: Anterior NOS	T	2	0	0	0	0	0	0	0	0	0	0	0	1	0	0	0	0	1	0	0		
		M	1	0	0	0	0	0	0	0	0	0	0	0	1	0	0	0	0	0	0	0		
		F	1	0	0	0	0	0	0	0	0	0	0	0	0	0	0	0	0	1	0	0		
C024	Lingual Tonsil	T	2	0	0	0	0	0	0	0	0	0	0	0	0	0	0	2	0	0	0	0		
		M	1	0	0	0	0	0	0	0	0	0	0	0	0	0	0	1	0	0	0	0		
		F	1	0	0	0	0	0	0	0	0	0	0	0	0	0	0	1	0	0	0	0		
C028	Tongue: Overlapping	T	1	0	0	0	0	0	1	0	0	0	0	0	0	0	0	0	0	0	0	0		
		M	0	0	0	0	0	0	0	0	0	0	0	0	0	0	0	0	0	0	0	0		
		F	1	0	0	0	0	0	1	0	0	0	0	0	0	0	0	0	0	0	0	0		

TABLE V : PRIMARY SITE BY AGE GROUP (cont.)

SITE / AGE - GROUP			1+	5+	10+	15+	20+	25+	30+	35+	40+	45+	50+	55+	60+	65+	70+	75+	80+	85+	90+	95+	
C029	Tongue: NOS	T	67	0	0	0	0	1	0	2	3	5	6	9	6	7	15	7	3	1	1	1	0
		M	41	0	0	0	0	0	0	1	1	2	3	8	4	6	11	0	3	1	0	1	0
		F	26	0	0	0	0	1	0	1	2	3	3	1	2	1	4	7	0	0	1	0	0
C030	Gum: Upper	T	3	0	0	0	0	0	0	0	0	0	0	0	0	0	0	0	2	0	0	1	0
		M	0	0	0	0	0	0	0	0	0	0	0	0	0	0	0	0	0	0	0	0	0
		F	3	0	0	0	0	0	0	0	0	0	0	0	0	0	0	0	2	0	0	1	0
C031	Gum: Lower	T	11	0	0	0	0	0	0	0	1	1	1	1	3	0	0	0	1	1	2	0	0
		M	9	0	0	0	0	0	0	0	1	1	1	1	2	0	0	0	1	0	2	0	0
		F	2	0	0	0	0	0	0	0	0	0	0	0	1	0	0	0	0	1	0	0	0
C039	Gum NOS	T	1	0	0	0	0	0	0	0	0	0	0	0	0	0	1	0	0	0	0	0	0
		M	1	0	0	0	0	0	0	0	0	0	0	0	0	0	1	0	0	0	0	0	0
		F	0	0	0	0	0	0	0	0	0	0	0	0	0	0	0	0	0	0	0	0	0
C049	Floor of Mouth NOS	T	19	0	0	0	0	0	0	0	0	1	3	5	3	2	3	1	1	0	0	0	0
		M	19	0	0	0	0	0	0	0	0	1	3	5	3	2	3	1	1	0	0	0	0
		F	0	0	0	0	0	0	0	0	0	0	0	0	0	0	0	0	0	0	0	0	0
C050	Hard Palate	T	8	0	0	0	0	0	0	2	0	2	0	1	1	0	0	0	1	0	1	0	
		M	3	0	0	0	0	0	0	1	0	0	0	0	1	0	0	0	0	0	1	0	
		F	5	0	0	0	0	0	0	1	0	2	0	1	0	0	0	0	1	0	0	0	
C051	Soft Palate NOS	T	14	0	0	0	0	0	0	0	0	0	0	1	2	1	4	1	5	0	0	0	
		M	11	0	0	0	0	0	0	0	0	0	0	1	2	0	3	1	4	0	0	0	
		F	3	0	0	0	0	0	0	0	0	0	0	0	0	1	1	0	1	0	0	0	
C052	Uvula	T	1	0	0	0	0	0	0	0	0	0	0	1	0	0	0	0	0	0	0	0	
		M	1	0	0	0	0	0	0	0	0	0	0	1	0	0	0	0	0	0	0	0	
		F	0	0	0	0	0	0	0	0	0	0	0	0	0	0	0	0	0	0	0	0	
C060	Cheek Mucosa	T	18	0	0	0	0	0	0	0	0	0	0	1	0	1	4	2	2	6	1	1	
		M	3	0	0	0	0	0	0	0	0	0	0	1	0	0	1	0	0	1	0	0	
		F	15	0	0	0	0	0	0	0	0	0	0	0	0	1	3	2	2	5	1	1	
C062	Retromolar Area	T	5	0	0	0	0	0	0	0	0	1	1	0	0	1	0	1	0	1	0	0	
		M	4	0	0	0	0	0	0	0	0	0	1	0	0	1	0	1	0	1	0	0	
		F	1	0	0	0	0	0	0	0	0	1	0	0	0	0	0	0	0	0	0	0	
C069	Mouth NOS	T	1	0	0	0	0	0	1	0	0	0	0	0	0	0	0	0	0	0	0	0	
		M	1	0	0	0	0	0	1	0	0	0	0	0	0	0	0	0	0	0	0	0	
		F	0	0	0	0	0	0	0	0	0	0	0	0	0	0	0	0	0	0	0	0	

TABLE V : PRIMARY SITE BY AGE GROUP (cont.)

SITE / AGE - GROUP			1+	5+	10+	15+	20+	25+	30+	35+	40+	45+	50+	55+	60+	65+	70+	75+	80+	85+	90+	95+	
C079	Parotid Gland	T	30	0	1	0	0	3	1	0	0	3	5	3	1	2	6	3	0	2	0	0	0
		M	15	0	0	0	0	3	0	0	0	0	3	1	1	1	3	1	0	2	0	0	0
		F	15	0	1	0	0	0	1	0	0	3	2	2	0	1	3	2	0	0	0	0	0
C080	Submandibular Gland	T	4	0	0	0	0	0	1	0	0	1	1	0	0	1	0	0	0	0	0	0	0
		M	2	0	0	0	0	0	1	0	0	0	0	0	0	1	0	0	0	0	0	0	0
		F	2	0	0	0	0	0	0	0	0	1	1	0	0	0	0	0	0	0	0	0	0
C091	Tonsillar Pillar	T	1	0	0	0	0	0	0	0	0	0	0	0	0	1	0	0	0	0	0	0	0
		M	1	0	0	0	0	0	0	0	0	0	0	0	0	1	0	0	0	0	0	0	0
		F	0	0	0	0	0	0	0	0	0	0	0	0	0	0	0	0	0	0	0	0	0
C099	Tonsil NOS	T	52	0	0	1	0	0	0	0	1	2	4	10	12	6	4	5	5	0	1	1	0
		M	39	0	0	1	0	0	0	0	0	1	3	8	9	6	3	5	2	0	0	1	0
		F	13	0	0	0	0	0	0	0	1	1	1	2	3	0	1	0	3	0	1	0	0
C100	Vallecula	T	1	0	0	0	0	0	0	0	0	0	0	0	0	0	0	0	1	0	0	0	0
		M	1	0	0	0	0	0	0	0	0	0	0	0	0	0	0	0	1	0	0	0	0
		F	0	0	0	0	0	0	0	0	0	0	0	0	0	0	0	0	0	0	0	0	0
C102	Oropharynx: Lateral Wall	T	1	0	0	0	0	0	0	0	0	0	0	0	0	0	0	0	1	0	0	0	0
		M	1	0	0	0	0	0	0	0	0	0	0	0	0	0	0	0	1	0	0	0	0
		F	0	0	0	0	0	0	0	0	0	0	0	0	0	0	0	0	0	0	0	0	0
C108	Oropharynx: Overlapping	T	1	0	0	0	0	0	0	0	0	0	0	0	0	0	1	0	0	0	0	0	0
		M	1	0	0	0	0	0	0	0	0	0	0	0	0	0	1	0	0	0	0	0	0
		F	0	0	0	0	0	0	0	0	0	0	0	0	0	0	0	0	0	0	0	0	0
C109	Oropharynx NOS	T	7	0	0	0	0	0	0	0	0	0	0	1	1	1	1	2	1	0	0	0	0
		M	6	0	0	0	0	0	0	0	0	0	0	1	1	0	1	2	1	0	0	0	0
		F	1	0	0	0	0	0	0	0	0	0	0	0	0	1	0	0	0	0	0	0	0
C111	Nasopharynx: Poster Wall	T	5	0	0	0	0	0	0	0	0	0	1	1	2	0	0	1	0	0	0	0	0
		M	2	0	0	0	0	0	0	0	0	0	0	0	1	0	0	1	0	0	0	0	0
		F	3	0	0	0	0	0	0	0	0	0	1	1	1	0	0	0	0	0	0	0	0
C112	Nasopharynx: Lateral Wall	T	5	0	0	0	0	0	0	2	0	0	0	2	1	0	0	0	0	0	0	0	0
		M	3	0	0	0	0	0	0	1	0	0	0	1	1	0	0	0	0	0	0	0	0
		F	2	0	0	0	0	0	0	1	0	0	0	1	0	0	0	0	0	0	0	0	0
C118	Nasopharynx: Overlapping	T	4	0	0	0	0	0	0	0	0	1	1	0	1	0	1	0	0	0	0	0	0
		M	1	0	0	0	0	0	0	0	0	0	0	0	0	0	1	0	0	0	0	0	0
		F	3	0	0	0	0	0	0	0	0	1	1	0	1	0	0	0	0	0	0	0	0

TABLE V : PRIMARY SITE BY AGE GROUP (cont.)

SITE / AGE - GROUP			1+	5+	10+	15+	20+	25+	30+	35+	40+	45+	50+	55+	60+	65+	70+	75+	80+	85+	90+	95+	
C119	Nasopharynx NOS	T	140	0	0	1	0	4	1	3	6	14	18	21	24	18	10	14	3	1	1	1	0
		M	101	0	0	1	0	2	1	0	3	10	13	17	20	13	7	10	2	0	1	1	0
		F	39	0	0	0	0	2	0	3	3	4	5	4	4	5	3	4	1	1	0	0	0
C129	Pyriiform Sinus	T	33	0	0	0	0	0	0	0	0	2	3	4	4	5	2	6	3	2	2	0	0
		M	33	0	0	0	0	0	0	0	0	2	3	4	4	5	2	6	3	2	2	0	0
		F	0	0	0	0	0	0	0	0	0	0	0	0	0	0	0	0	0	0	0	0	0
C130	Hypopharynx: Postcricoid	T	5	0	0	0	0	0	0	0	0	0	0	0	2	0	1	1	0	1	0	0	0
		M	4	0	0	0	0	0	0	0	0	0	0	0	1	0	1	1	0	1	0	0	0
		F	1	0	0	0	0	0	0	0	0	0	0	0	1	0	0	0	0	0	0	0	0
C132	Hypopharynx: Poster Wall	T	5	0	0	0	0	0	0	0	0	0	0	0	2	2	0	1	0	0	0	0	0
		M	5	0	0	0	0	0	0	0	0	0	0	0	2	2	0	1	0	0	0	0	0
		F	0	0	0	0	0	0	0	0	0	0	0	0	0	0	0	0	0	0	0	0	0
C138	Hypopharynx: Overlapping	T	2	0	0	0	0	0	0	0	0	0	0	0	1	0	0	0	0	1	0	0	0
		M	2	0	0	0	0	0	0	0	0	0	0	0	1	0	0	0	0	1	0	0	0
		F	0	0	0	0	0	0	0	0	0	0	0	0	0	0	0	0	0	0	0	0	0
C139	Hypopharynx NOS	T	14	0	0	0	0	0	0	0	0	0	0	6	3	0	1	1	1	0	1	1	0
		M	11	0	0	0	0	0	0	0	0	0	0	4	3	0	1	1	1	0	0	1	0
		F	3	0	0	0	0	0	0	0	0	0	0	2	0	0	0	0	0	0	1	0	0
C140	Pharynx NOS	T	3	0	0	0	0	0	0	0	0	0	1	1	1	0	0	0	0	0	0	0	0
		M	2	0	0	0	0	0	0	0	0	0	0	1	1	0	0	0	0	0	0	0	0
		F	1	0	0	0	0	0	0	0	0	0	1	0	0	0	0	0	0	0	0	0	0
C150	Esophagus: Cervical	T	4	0	0	0	0	0	0	0	0	0	0	0	2	0	1	1	0	0	0	0	0
		M	4	0	0	0	0	0	0	0	0	0	0	0	2	0	1	1	0	0	0	0	0
		F	0	0	0	0	0	0	0	0	0	0	0	0	0	0	0	0	0	0	0	0	0
C151	Esophagus: Thoracic	T	1	0	0	0	0	0	0	0	0	0	0	0	0	1	0	0	0	0	0	0	0
		M	1	0	0	0	0	0	0	0	0	0	0	0	0	1	0	0	0	0	0	0	0
		F	0	0	0	0	0	0	0	0	0	0	0	0	0	0	0	0	0	0	0	0	0
C153	Esophagus: Upper Third	T	13	0	0	0	0	0	0	0	0	0	1	1	3	3	1	1	2	1	0	0	0
		M	11	0	0	0	0	0	0	0	0	0	1	1	3	2	0	1	2	1	0	0	0
		F	2	0	0	0	0	0	0	0	0	0	0	0	0	1	1	0	0	0	0	0	0
C154	Esophagus: Middle Third	T	17	0	0	0	0	0	0	0	0	0	0	1	4	3	3	4	1	1	0	0	0
		M	17	0	0	0	0	0	0	0	0	0	0	1	4	3	3	4	1	1	0	0	0
		F	0	0	0	0	0	0	0	0	0	0	0	0	0	0	0	0	0	0	0	0	0

TABLE V : PRIMARY SITE BY AGE GROUP (cont.)

SITE / AGE - GROUP			1+	5+	10+	15+	20+	25+	30+	35+	40+	45+	50+	55+	60+	65+	70+	75+	80+	85+	90+	95+	
C155	Esophagus: Lower Third	T	17	0	0	0	0	0	0	0	0	0	1	0	5	3	3	1	2	2	0	0	
		M	17	0	0	0	0	0	0	0	0	0	0	1	0	5	3	3	1	2	2	0	0
		F	0	0	0	0	0	0	0	0	0	0	0	0	0	0	0	0	0	0	0	0	0
C159	Esophagus NOS	T	51	0	0	0	0	0	0	0	3	1	5	4	11	5	7	4	4	7	0	0	
		M	44	0	0	0	0	0	0	0	3	1	5	3	9	5	6	3	3	6	0	0	
		F	7	0	0	0	0	0	0	0	0	0	0	1	2	0	1	1	1	1	0	0	
C160	Stomach: Cardia NOS	T	21	0	0	0	0	0	0	0	0	0	4	3	3	2	1	3	3	2	0	0	
		M	14	0	0	0	0	0	0	0	0	0	2	2	1	2	0	2	3	2	0	0	
		F	7	0	0	0	0	0	0	0	0	0	2	1	2	0	1	1	0	0	0	0	
C161	Stomach: Fundus	T	1	0	0	0	0	0	0	0	0	0	0	0	0	0	0	0	0	1	0	0	0
		M	1	0	0	0	0	0	0	0	0	0	0	0	0	0	0	0	0	1	0	0	0
		F	0	0	0	0	0	0	0	0	0	0	0	0	0	0	0	0	0	0	0	0	0
C162	Stomach: Body	T	15	0	0	0	0	0	0	0	0	1	1	3	1	2	2	2	2	1	0	0	
		M	6	0	0	0	0	0	0	0	0	1	0	1	1	0	1	1	1	0	0	0	
		F	9	0	0	0	0	0	0	0	0	0	1	2	0	2	1	1	1	1	0	0	
C163	Stomach: Pyl Antrum	T	17	0	0	0	0	0	0	0	1	1	0	2	2	4	1	1	2	2	1	0	
		M	9	0	0	0	0	0	0	0	1	0	0	1	1	2	1	0	1	1	1	0	
		F	8	0	0	0	0	0	0	0	0	1	0	1	1	2	0	1	1	1	0	0	
C164	Stomach: Pylorus	T	3	0	0	0	0	0	0	0	0	0	1	1	0	1	0	0	0	0	0	0	
		M	2	0	0	0	0	0	0	0	0	0	1	0	0	1	0	0	0	0	0	0	
		F	1	0	0	0	0	0	0	0	0	0	0	1	0	0	0	0	0	0	0	0	
C166	Stomach: Great Curv	T	1	0	0	0	0	0	0	0	0	0	0	0	0	0	0	0	0	1	0	0	0
		M	0	0	0	0	0	0	0	0	0	0	0	0	0	0	0	0	0	0	0	0	0
		F	1	0	0	0	0	0	0	0	0	0	0	0	0	0	0	0	0	1	0	0	0
C168	Stomach: Overlapping	T	1	0	0	0	0	0	0	0	0	0	1	0	0	0	0	0	0	0	0	0	0
		M	0	0	0	0	0	0	0	0	0	0	0	0	0	0	0	0	0	0	0	0	0
		F	1	0	0	0	0	0	0	0	0	0	1	0	0	0	0	0	0	0	0	0	0
C169	Stomach, NOS	T	82	1	0	0	0	1	0	2	7	6	8	13	8	8	6	8	10	3	1	0	
		M	41	1	0	0	0	1	0	1	4	1	3	8	3	5	4	4	3	3	0	0	
		F	41	0	0	0	0	0	0	1	3	5	5	5	5	3	2	4	7	0	1	0	
C170	Duodenum	T	7	0	0	0	1	0	0	0	1	0	0	0	1	0	1	2	1	0	0	0	
		M	2	0	0	0	1	0	0	0	0	0	0	0	0	0	0	0	1	0	0	0	
		F	5	0	0	0	0	0	0	0	0	1	0	0	0	1	0	1	2	0	0	0	

TABLE V : PRIMARY SITE BY AGE GROUP (cont.)

SITE / AGE - GROUP			1+	5+	10+	15+	20+	25+	30+	35+	40+	45+	50+	55+	60+	65+	70+	75+	80+	85+	90+	95+			
C171	Jejunum	T	8	0	0	0	0	0	0	0	0	1	1	2	1	0	3	0	0	0	0	0	0		
		M	3	0	0	0	0	0	0	0	0	0	0	0	1	0	0	2	0	0	0	0	0	0	
		F	5	0	0	0	0	0	0	0	0	0	1	1	1	1	0	1	0	0	0	0	0	0	
C172	Ileum	T	5	0	0	0	0	1	0	0	0	0	0	0	1	0	1	0	2	0	0	0	0	0	
		M	2	0	0	0	0	1	0	0	0	0	0	0	0	0	0	0	1	0	0	0	0	0	
		F	3	0	0	0	0	0	0	0	0	0	0	0	1	0	1	0	1	0	0	0	0	0	
C179	Small Intestine, NOS	T	1	0	0	0	0	0	0	0	0	0	0	0	1	0	0	0	0	0	0	0	0	0	
		M	0	0	0	0	0	0	0	0	0	0	0	0	0	0	0	0	0	0	0	0	0	0	0
		F	1	0	0	0	0	0	0	0	0	0	0	0	1	0	0	0	0	0	0	0	0	0	0
C180	Colon: Caecum	T	38	0	0	0	0	0	0	0	0	1	3	2	4	4	4	4	6	8	4	2	0	0	
		M	16	0	0	0	0	0	0	0	0	0	1	2	1	1	1	2	4	4	0	0	0	0	
		F	22	0	0	0	0	0	0	0	0	0	0	1	1	3	3	2	2	4	4	4	2	0	
C181	Colon: Appendix	T	9	0	0	0	0	0	1	0	0	0	2	1	0	1	0	2	2	0	0	0	0	0	
		M	4	0	0	0	0	0	0	0	0	0	0	2	1	0	0	0	0	1	0	0	0	0	
		F	5	0	0	0	0	0	0	1	0	0	0	0	0	0	1	0	2	1	0	0	0	0	
C182	Colon: Ascending	T	30	0	0	0	0	0	0	0	1	1	2	3	2	4	3	7	4	3	0	0	0	0	
		M	23	0	0	0	0	0	0	0	0	1	2	3	1	4	2	7	1	2	0	0	0	0	
		F	7	0	0	0	0	0	0	0	0	1	0	0	0	1	0	1	0	3	1	0	0	0	
C183	Colon: Hepatic Flexure	T	19	0	0	0	0	0	0	1	0	1	2	1	2	1	3	0	4	4	0	0	0	0	
		M	11	0	0	0	0	0	0	0	0	0	1	1	0	1	0	2	0	4	2	0	0	0	
		F	8	0	0	0	0	0	0	0	1	0	0	1	1	1	1	1	0	0	2	0	0	0	
C184	Colon: Transverse	T	28	0	0	0	0	0	0	0	1	1	4	1	2	1	3	6	8	1	0	0	0	0	
		M	19	0	0	0	0	0	0	0	0	1	1	4	1	1	1	1	3	5	1	0	0	0	
		F	9	0	0	0	0	0	0	0	0	0	0	0	0	1	0	2	3	3	0	0	0	0	
C185	Colon: Splenic Flexure	T	13	0	0	0	0	0	0	0	0	1	1	1	1	4	2	0	1	2	0	0	0	0	
		M	8	0	0	0	0	0	0	0	0	0	0	0	1	0	3	1	0	1	2	0	0	0	
		F	5	0	0	0	0	0	0	0	0	0	1	1	0	1	1	1	0	0	0	0	0	0	0
C186	Colon: Descending	T	35	0	0	0	0	2	0	0	0	2	4	2	2	6	3	3	6	4	1	0	0	0	
		M	20	0	0	0	0	0	0	0	0	0	2	3	1	1	2	2	3	4	1	1	0	0	
		F	15	0	0	0	0	2	0	0	0	0	0	1	1	1	4	1	0	2	3	0	0	0	
C187	Colon: Sigmoid	T	146	0	0	0	0	0	0	1	4	6	13	14	19	26	25	10	12	12	3	1	1	1	
		M	81	0	0	0	0	0	0	1	3	2	8	6	10	18	12	7	6	6	1	1	1	1	
		F	65	0	0	0	0	0	0	0	0	1	4	5	8	9	8	13	3	6	6	2	0	0	

13

TABLE V : PRIMARY SITE BY AGE GROUP (cont.)

SITE / AGE - GROUP			1+	5+	10+	15+	20+	25+	30+	35+	40+	45+	50+	55+	60+	65+	70+	75+	80+	85+	90+	95+		
C188	Colon: Overlapping	T	7	0	0	0	0	0	0	0	1	0	0	1	1	1	0	0	1	0	1	1	0	
		M	3	0	0	0	0	0	0	0	0	0	0	0	1	1	0	0	0	0	0	0	1	0
		F	4	0	0	0	0	0	0	0	1	0	0	1	0	0	0	0	1	0	1	0	0	0
C189	Colon NOS	T	11	0	0	0	0	1	0	0	0	0	0	1	0	4	3	0	1	1	0	0	0	
		M	7	0	0	0	0	1	0	0	0	0	0	1	0	2	2	0	0	1	0	0	0	
		F	4	0	0	0	0	0	0	0	0	0	0	0	0	2	1	0	1	0	0	0	0	
C199	Rectosigmoid Junction	T	52	0	0	0	0	0	0	1	0	2	4	3	8	6	7	2	14	4	0	1	0	
		M	31	0	0	0	0	0	0	1	0	1	1	2	3	5	3	0	11	4	0	0	0	
		F	21	0	0	0	0	0	0	0	0	1	3	1	5	1	4	2	3	0	0	1	0	
C209	Rectum NOS	T	250	0	0	0	0	0	1	0	2	11	13	25	31	35	30	25	34	19	16	6	2	
		M	138	0	0	0	0	0	1	0	2	10	3	13	16	20	17	11	22	10	9	4	0	
		F	112	0	0	0	0	0	0	0	0	1	10	12	15	15	13	14	12	9	7	2	2	
C210	Anus NOS	T	1	0	0	0	0	0	0	0	1	0	0	0	0	0	0	0	0	0	0	0	0	
		M	0	0	0	0	0	0	0	0	0	0	0	0	0	0	0	0	0	0	0	0	0	
		F	1	0	0	0	0	0	0	0	1	0	0	0	0	0	0	0	0	0	0	0	0	
C211	Anal Canal	T	12	0	0	0	0	0	0	0	0	1	1	0	2	2	0	2	1	2	0	1	0	
		M	5	0	0	0	0	0	0	0	0	0	1	0	1	2	0	1	0	0	0	0	0	
		F	7	0	0	0	0	0	0	0	0	1	0	0	1	0	0	1	1	2	0	1	0	
C220	Liver	T	532	0	2	1	0	0	0	1	14	22	28	79	73	71	59	66	53	36	21	4	2	
		M	402	0	0	0	0	0	0	1	11	17	22	65	63	58	43	49	34	24	12	3	0	
		F	130	0	2	1	0	0	0	0	3	5	6	14	10	13	16	17	19	12	9	1	2	
C221	Intrahepatic Bile Duct	T	134	0	0	0	1	0	0	1	1	2	11	13	18	21	30	8	12	7	6	3	0	
		M	78	0	0	0	0	0	0	1	1	1	9	6	12	9	22	6	5	3	3	0	0	
		F	56	0	0	0	1	0	0	0	0	1	2	7	6	12	8	2	7	4	3	3	0	
C239	Gallbladder	T	34	0	0	0	0	0	0	0	0	0	2	2	4	3	7	5	3	1	5	2	0	
		M	13	0	0	0	0	0	0	0	0	0	1	1	1	1	3	2	1	0	2	1	0	
		F	21	0	0	0	0	0	0	0	0	0	1	1	3	2	4	3	2	1	3	1	0	
C240	Extrahepatic Bile Duct	T	8	0	0	0	0	0	0	0	0	0	1	0	0	1	2	1	1	1	1	0	0	
		M	3	0	0	0	0	0	0	0	0	0	1	0	0	1	0	0	0	0	1	0	0	
		F	5	0	0	0	0	0	0	0	0	0	0	0	0	0	2	1	1	1	0	0	0	
C241	Ampulla of Vater	T	21	0	0	0	0	0	0	0	0	0	0	1	4	2	3	2	1	5	3	0	0	
		M	7	0	0	0	0	0	0	0	0	0	0	0	2	0	1	0	1	3	0	0	0	
		F	14	0	0	0	0	0	0	0	0	0	0	1	2	2	2	2	0	2	3	0	0	

TABLE V : PRIMARY SITE BY AGE GROUP (cont.)

SITE / AGE - GROUP			1+	5+	10+	15+	20+	25+	30+	35+	40+	45+	50+	55+	60+	65+	70+	75+	80+	85+	90+	95+	
C249	Biliary Tract NOS	T	1	0	0	0	0	0	0	0	0	0	0	0	0	0	0	1	0	0	0	0	
		M	1	0	0	0	0	0	0	0	0	0	0	0	0	0	0	0	1	0	0	0	0
		F	0	0	0	0	0	0	0	0	0	0	0	0	0	0	0	0	0	0	0	0	0
C250	Pancreas: Head	T	75	0	0	0	0	0	0	3	2	2	3	7	9	14	12	10	6	4	3	0	
		M	35	0	0	0	0	0	0	3	1	1	3	3	5	4	5	6	1	2	1	0	
		F	40	0	0	0	0	0	0	0	1	1	0	4	4	10	7	4	5	2	2	0	
C251	Pancreas: Body	T	3	0	0	0	0	0	0	0	0	0	0	0	1	2	0	0	0	0	0	0	
		M	3	0	0	0	0	0	0	0	0	0	0	0	1	2	0	0	0	0	0	0	
		F	0	0	0	0	0	0	0	0	0	0	0	0	0	0	0	0	0	0	0	0	0
C252	Pancreas: Tail	T	8	0	0	0	0	0	0	0	0	1	1	0	0	2	2	1	0	0	1	0	
		M	2	0	0	0	0	0	0	0	0	0	0	0	0	0	0	1	0	0	1	0	
		F	6	0	0	0	0	0	0	0	0	1	1	0	0	2	2	0	0	0	0	0	
C253	Pancreatic Duct	T	1	0	0	0	0	0	0	0	0	0	0	1	0	0	0	0	0	0	0	0	
		M	1	0	0	0	0	0	0	0	0	0	0	1	0	0	0	0	0	0	0	0	
		F	0	0	0	0	0	0	0	0	0	0	0	0	0	0	0	0	0	0	0	0	
C259	Pancreas NOS	T	18	0	0	0	0	0	0	1	0	1	1	2	2	3	2	3	2	0	0	1	
		M	11	0	0	0	0	0	0	0	0	0	1	2	2	1	1	2	1	0	0	1	
		F	7	0	0	0	0	0	0	1	0	1	0	0	0	2	1	1	1	0	0	0	
C269	Gastrointestinal Tract NOS	T	1	0	0	0	0	0	0	0	0	0	0	1	0	0	0	0	0	0	0	0	
		M	1	0	0	0	0	0	0	0	0	0	0	1	0	0	0	0	0	0	0	0	
		F	0	0	0	0	0	0	0	0	0	0	0	0	0	0	0	0	0	0	0	0	
C300	Nasal Cavity	T	35	0	1	0	0	0	1	0	1	2	3	5	2	4	3	6	4	2	1	0	
		M	20	0	1	0	0	0	0	0	1	1	2	4	1	2	2	2	2	1	1	0	
		F	15	0	0	0	0	0	1	0	0	1	1	1	1	2	1	4	2	1	0	0	
C301	Middle Ear	T	1	0	0	0	0	0	0	0	0	1	0	0	0	0	0	0	0	0	0	0	
		M	0	0	0	0	0	0	0	0	0	0	0	0	0	0	0	0	0	0	0	0	
		F	1	0	0	0	0	0	0	0	0	1	0	0	0	0	0	0	0	0	0	0	
C310	Maxillary Sinus	T	22	0	0	0	0	0	0	1	3	1	2	3	5	2	0	2	1	2	0	0	
		M	17	0	0	0	0	0	0	1	1	1	1	2	5	2	0	1	1	2	0	0	
		F	5	0	0	0	0	0	0	0	2	0	1	1	0	0	0	1	0	0	0	0	
C311	Ethmoid Sinus	T	1	0	0	0	0	0	0	0	0	0	1	0	0	0	0	0	0	0	0	0	
		M	1	0	0	0	0	0	0	0	0	0	1	0	0	0	0	0	0	0	0	0	
		F	0	0	0	0	0	0	0	0	0	0	0	0	0	0	0	0	0	0	0	0	

TABLE V : PRIMARY SITE BY AGE GROUP (cont.)

SITE / AGE - GROUP			1+	5+	10+	15+	20+	25+	30+	35+	40+	45+	50+	55+	60+	65+	70+	75+	80+	85+	90+	95+
C320	Glottis	T	51	0	0	0	0	0	1	2	0	1	3	9	10	5	4	7	5	1	3	0
		M	46	0	0	0	0	0	1	0	0	1	3	9	9	5	4	7	4	1	2	0
		F	5	0	0	0	0	0	0	2	0	0	0	0	1	0	0	0	1	0	1	0
C321	Supraglottis	T	48	0	0	0	0	0	0	0	2	0	4	7	5	7	2	8	7	6	0	0
		M	45	0	0	0	0	0	0	0	2	0	4	7	5	7	2	7	7	4	0	0
		F	3	0	0	0	0	0	0	0	0	0	0	0	0	0	0	1	0	2	0	0
C322	Subglottis	T	1	0	0	0	0	0	0	0	0	0	0	0	0	0	0	0	0	1	0	0
		M	1	0	0	0	0	0	0	0	0	0	0	0	0	0	0	0	0	1	0	0
		F	0	0	0	0	0	0	0	0	0	0	0	0	0	0	0	0	0	0	0	0
C323	Laryngeal Cartilage	T	3	0	0	0	0	0	0	0	0	0	1	1	0	0	0	1	0	0	0	0
		M	2	0	0	0	0	0	0	0	0	0	0	1	0	0	0	1	0	0	0	0
		F	1	0	0	0	0	0	0	0	0	0	1	0	0	0	0	0	0	0	0	0
C339	Trachea	T	1	0	0	0	0	0	0	0	0	0	0	0	1	0	0	0	0	0	0	0
		M	1	0	0	0	0	0	0	0	0	0	0	0	1	0	0	0	0	0	0	0
		F	0	0	0	0	0	0	0	0	0	0	0	0	0	0	0	0	0	0	0	0
C340	Bronchus: Main	T	6	0	0	0	0	0	0	0	0	0	1	2	0	1	2	0	0	0	0	0
		M	4	0	0	0	0	0	0	0	0	0	0	2	0	1	1	0	0	0	0	0
		F	2	0	0	0	0	0	0	0	0	0	1	0	0	0	1	0	0	0	0	0
C341	Lung: Upper Lobe	T	246	0	0	0	0	0	1	1	3	6	19	28	25	43	35	44	20	12	7	2
		M	171	0	0	0	0	0	0	1	0	4	13	17	17	29	27	32	13	10	6	2
		F	75	0	0	0	0	0	1	0	3	2	6	11	8	14	8	12	7	2	1	0
C342	Lung: Middle Lobe	T	26	0	0	0	0	0	1	1	1	0	6	3	5	3	1	3	2	0	0	0
		M	17	0	0	0	0	0	0	1	1	0	4	1	4	2	1	2	1	0	0	0
		F	9	0	0	0	0	0	0	1	0	0	2	2	1	1	0	1	1	0	0	0
C343	Lung: Lower Lobe	T	155	0	0	0	1	0	1	2	2	9	12	18	15	25	16	23	21	10	0	0
		M	88	0	0	0	0	0	1	2	0	1	4	8	11	13	11	14	17	6	0	0
		F	67	0	0	0	1	0	0	0	2	8	8	10	4	12	5	9	4	4	0	0
C348	Lung, Bronchus: Overlap	T	7	0	0	0	0	0	1	0	1	0	0	0	2	2	1	0	0	0	0	0
		M	3	0	0	0	0	0	0	0	0	1	0	0	0	2	0	0	0	0	0	0
		F	4	0	0	0	0	0	0	1	0	0	0	0	0	2	0	1	0	0	0	0
C349	Lung NOS	T	145	0	1	0	1	1	1	1	5	2	5	20	20	18	22	18	16	9	2	3
		M	90	0	1	0	0	0	0	1	3	2	2	10	16	11	16	12	8	4	2	2
		F	55	0	0	0	1	1	1	0	2	0	3	10	4	7	6	6	8	5	0	1

TABLE V : PRIMARY SITE BY AGE GROUP (cont.)

SITE / AGE - GROUP			1+	5+	10+	15+	20+	25+	30+	35+	40+	45+	50+	55+	60+	65+	70+	75+	80+	85+	90+	95+		
C379	Thymus	T	3	0	0	0	0	0	1	0	1	0	0	0	0	0	0	0	1	0	0	0	0	
		M	1	0	0	0	0	0	0	0	0	0	0	0	0	0	0	0	0	1	0	0	0	0
		F	2	0	0	0	0	0	1	0	1	0	0	0	0	0	0	0	0	0	0	0	0	0
C380	Heart	T	1	0	0	0	0	0	0	0	0	0	1	0	0	0	0	0	0	0	0	0	0	0
		M	1	0	0	0	0	0	0	0	0	0	1	0	0	0	0	0	0	0	0	0	0	0
		F	0	0	0	0	0	0	0	0	0	0	0	0	0	0	0	0	0	0	0	0	0	0
C381	Mediastinum: Anterior	T	19	0	0	1	0	1	4	4	2	1	1	1	1	1	2	0	0	0	0	0	0	0
		M	9	0	0	0	0	1	3	1	1	1	0	0	0	0	2	0	0	0	0	0	0	0
		F	10	0	0	1	0	0	1	3	1	0	1	1	1	1	0	0	0	0	0	0	0	0
C383	Mediastinum NOS	T	4	0	0	0	1	0	2	0	0	0	0	1	0	0	0	0	0	0	0	0	0	0
		M	3	0	0	0	1	0	2	0	0	0	0	0	0	0	0	0	0	0	0	0	0	0
		F	1	0	0	0	0	0	0	0	0	0	0	1	0	0	0	0	0	0	0	0	0	0
C384	Pleura NOS	T	5	0	0	0	0	0	0	1	0	0	0	0	0	0	0	3	1	0	0	0	0	0
		M	2	0	0	0	0	0	0	1	0	0	0	0	0	0	0	0	0	1	0	0	0	0
		F	3	0	0	0	0	0	0	0	0	0	0	0	0	0	0	0	3	0	0	0	0	0
C400	Bone: Upper Long	T	8	0	0	0	1	1	1	1	0	1	0	1	1	0	0	0	1	0	0	0	0	0
		M	3	0	0	0	1	1	0	0	0	1	0	0	0	0	0	0	0	0	0	0	0	0
		F	5	0	0	0	0	0	1	1	0	0	0	1	1	0	0	0	1	0	0	0	0	0
C401	Bone: Upper Short	T	2	0	0	0	0	0	0	0	1	1	0	0	0	0	0	0	0	0	0	0	0	0
		M	1	0	0	0	0	0	0	0	0	1	0	0	0	0	0	0	0	0	0	0	0	0
		F	1	0	0	0	0	0	0	0	1	0	0	0	0	0	0	0	0	0	0	0	0	0
C402	Bone: Lower Long	T	29	0	0	2	9	8	2	0	3	0	0	1	1	2	0	0	1	0	0	0	0	0
		M	16	0	0	1	6	5	0	0	1	0	0	1	1	1	0	0	0	0	0	0	0	0
		F	13	0	0	1	3	3	2	0	2	0	0	0	0	1	0	0	1	0	0	0	0	0
C410	Bone: Skull and Face	T	1	0	0	1	0	0	0	0	0	0	0	0	0	0	0	0	0	0	0	0	0	0
		M	1	0	0	1	0	0	0	0	0	0	0	0	0	0	0	0	0	0	0	0	0	0
		F	0	0	0	0	0	0	0	0	0	0	0	0	0	0	0	0	0	0	0	0	0	0
C411	Bone: Mandible	T	1	0	0	0	0	0	0	0	0	0	0	0	0	0	0	1	0	0	0	0	0	0
		M	0	0	0	0	0	0	0	0	0	0	0	0	0	0	0	0	0	0	0	0	0	0
		F	1	0	0	0	0	0	0	0	0	0	0	0	0	0	0	1	0	0	0	0	0	0
C412	Bone: Vertebral Column	T	4	0	0	0	0	0	1	1	0	1	0	1	0	0	0	0	0	0	0	0	0	0
		M	3	0	0	0	0	0	1	1	0	1	0	0	0	0	0	0	0	0	0	0	0	0
		F	1	0	0	0	0	0	0	0	0	0	0	1	0	0	0	0	0	0	0	0	0	0

TABLE V : PRIMARY SITE BY AGE GROUP (cont.)

SITE / AGE - GROUP			1+	5+	10+	15+	20+	25+	30+	35+	40+	45+	50+	55+	60+	65+	70+	75+	80+	85+	90+	95+	
C413	Bone: Rib, Sterum, Clavicle	T	2	0	0	0	0	0	0	0	0	0	1	0	0	0	0	0	1	0	0	0	
		M	0	0	0	0	0	0	0	0	0	0	0	0	0	0	0	0	0	0	0	0	0
		F	2	0	0	0	0	0	0	0	0	0	0	1	0	0	0	0	0	1	0	0	0
C414	Bone: Pelvic, Sacrum, Coccyx	T	19	0	1	0	2	2	1	0	2	0	1	2	3	2	1	1	0	1	0	0	
		M	7	0	1	0	0	0	0	0	2	0	0	1	1	1	1	0	0	0	0	0	
		F	12	0	0	0	2	2	1	0	0	0	0	0	1	2	1	1	1	0	1	0	0
C421	Bone Marrow	T	272	0	10	6	11	10	16	9	14	17	18	13	35	31	27	17	15	12	11	0	0
		M	141	0	2	2	7	7	8	5	6	7	5	9	18	17	18	11	7	6	6	0	0
		F	131	0	8	4	4	3	8	4	8	10	13	4	17	14	9	6	8	6	5	0	0
C422	Spleen	T	4	0	0	0	0	0	0	0	0	0	0	2	0	1	0	0	0	0	1	0	0
		M	4	0	0	0	0	0	0	0	0	0	0	2	0	1	0	0	0	0	1	0	0
		F	0	0	0	0	0	0	0	0	0	0	0	0	0	0	0	0	0	0	0	0	0
C440	Skin of lip, NOS	T	4	0	0	0	0	0	0	0	0	0	0	0	0	0	0	0	0	1	3	0	0
		M	0	0	0	0	0	0	0	0	0	0	0	0	0	0	0	0	0	0	0	0	0
		F	4	0	0	0	0	0	0	0	0	0	0	0	0	0	0	0	0	1	3	0	0
C441	Eyelid	T	16	0	0	0	0	0	0	0	0	0	2	0	1	3	1	0	4	3	2	0	
		M	7	0	0	0	0	0	0	0	0	0	0	1	0	1	0	0	3	2	0	0	
		F	9	0	0	0	0	0	0	0	0	0	0	1	0	0	3	1	0	1	1	2	0
C442	External Ear	T	12	0	0	0	0	0	0	0	0	1	0	0	1	1	0	4	3	1	1	0	
		M	5	0	0	0	0	0	0	0	0	0	1	0	0	0	0	1	2	1	0	0	
		F	7	0	0	0	0	0	0	0	0	0	0	0	0	1	1	0	3	1	0	1	0
C443	Skin: Cheek ChinFaceForehead	T	101	0	0	0	0	0	1	2	0	2	2	6	5	8	13	16	10	7	15	9	5
		M	34	0	0	0	0	0	0	0	0	1	2	0	1	2	5	4	6	1	9	2	1
		F	67	0	0	0	0	0	1	2	0	1	0	6	4	6	8	12	4	6	6	7	4
C444	Skin of Scalp and Neck	T	32	0	0	0	1	0	1	1	1	1	0	3	2	4	1	1	3	5	4	3	1
		M	11	0	0	0	0	0	0	0	0	1	0	1	0	2	0	0	2	2	1	1	1
		F	21	0	0	0	1	0	1	1	1	0	0	2	2	2	1	1	1	3	3	2	0
C445	Skin of Trunk	T	28	0	0	0	0	0	1	4	2	2	1	1	2	3	1	6	3	2	0	0	
		M	13	0	0	0	0	0	0	0	0	1	2	1	1	1	0	1	3	2	1	0	0
		F	15	0	0	0	0	0	0	1	4	1	0	0	0	1	3	0	3	1	1	0	0
C446	Skin of upper limb & shoulder	T	22	0	0	0	0	1	0	0	0	0	1	0	3	1	2	4	5	1	2	2	
		M	11	0	0	0	0	0	0	0	0	0	1	0	1	1	1	3	2	1	1	0	
		F	11	0	0	0	0	1	0	0	0	0	0	0	0	2	0	1	1	3	0	1	2

TABLE V : PRIMARY SITE BY AGE GROUP (cont.)

SITE / AGE - GROUP			1+	5+	10+	15+	20+	25+	30+	35+	40+	45+	50+	55+	60+	65+	70+	75+	80+	85+	90+	95+
C447	Skin of lower limb and hip	T	25	0	0	0	0	0	1	0	0	2	2	6	3	4	2	5	0	0	0	0
		M	12	0	0	0	0	0	0	0	0	2	0	4	2	2	0	2	0	0	0	0
		F	13	0	0	0	0	0	0	1	0	0	0	2	2	1	2	2	3	0	0	0
C448	Skin: Overlapping lesion of	T	3	0	0	0	0	0	0	0	0	0	0	0	0	2	0	1	0	0	0	0
		M	1	0	0	0	0	0	0	0	0	0	0	0	0	0	0	0	1	0	0	0
		F	2	0	0	0	0	0	0	0	0	0	0	0	0	0	2	0	0	0	0	0
C449	Skin NOS	T	1	0	0	0	0	0	0	0	0	0	0	0	0	0	0	0	0	0	0	1
		M	0	0	0	0	0	0	0	0	0	0	0	0	0	0	0	0	0	0	0	0
		F	1	0	0	0	0	0	0	0	0	0	0	0	0	0	0	0	0	0	0	1
C470	AutNervSys: HeadFaceNeck	T	1	0	0	0	0	0	0	0	0	1	0	0	0	0	0	0	0	0	0	0
		M	0	0	0	0	0	0	0	0	0	0	0	0	0	0	0	0	0	0	0	0
		F	1	0	0	0	0	0	0	0	0	1	0	0	0	0	0	0	0	0	0	0
C471	AutNervSystem: Upper Limb	T	2	0	0	0	0	0	0	0	0	0	1	1	0	0	0	0	0	0	0	0
		M	1	0	0	0	0	0	0	0	0	0	0	1	0	0	0	0	0	0	0	0
		F	1	0	0	0	0	0	0	0	0	0	1	0	0	0	0	0	0	0	0	0
C472	AutNervSystem:Lower Limb	T	7	0	0	0	2	1	0	0	1	1	1	0	0	1	0	0	0	0	0	0
		M	4	0	0	0	0	1	0	0	1	1	1	0	0	0	0	0	0	0	0	0
		F	3	0	0	0	2	0	0	0	0	0	0	0	0	1	0	0	0	0	0	0
C473	Aut Nerv System: Thorax	T	1	0	0	0	0	0	0	0	0	0	0	0	0	0	0	0	1	0	0	0
		M	0	0	0	0	0	0	0	0	0	0	0	0	0	0	0	0	0	0	0	0
		F	1	0	0	0	0	0	0	0	0	0	0	0	0	0	0	0	0	1	0	0
C475	Aut Nerv System: Pelvis	T	1	0	0	0	0	0	0	0	0	0	0	0	0	0	0	1	0	0	0	0
		M	1	0	0	0	0	0	0	0	0	0	0	0	0	0	0	1	0	0	0	0
		F	0	0	0	0	0	0	0	0	0	0	0	0	0	0	0	0	0	0	0	0
C476	AutNervSys: Trunk NOS	T	1	0	0	0	0	0	0	0	0	0	0	0	0	0	0	0	1	0	0	0
		M	0	0	0	0	0	0	0	0	0	0	0	0	0	0	0	0	0	0	0	0
		F	1	0	0	0	0	0	0	0	0	0	0	0	0	0	0	0	1	0	0	0
C479	Autonomic Nerv Sys NOS	T	1	0	0	0	0	0	0	0	0	0	0	0	0	1	0	0	0	0	0	0
		M	1	0	0	0	0	0	0	0	0	0	0	0	0	1	0	0	0	0	0	0
		F	0	0	0	0	0	0	0	0	0	0	0	0	0	0	0	0	0	0	0	0
C480	Retroperitoneum	T	14	1	2	1	0	0	1	1	1	1	1	0	1	0	2	1	1	0	0	0
		M	7	1	1	1	0	0	0	1	0	1	1	0	0	0	1	0	0	0	0	0
		F	7	0	1	0	0	0	1	0	1	0	0	0	1	0	1	1	1	0	0	0

61

TABLE V : PRIMARY SITE BY AGE GROUP (cont.)

SITE / AGE - GROUP			1+	5+	10+	15+	20+	25+	30+	35+	40+	45+	50+	55+	60+	65+	70+	75+	80+	85+	90+	95+	
C481	Peritoneum: Specified pts	T	1	0	0	0	0	0	0	0	0	0	0	0	0	1	0	0	0	0	0	0	0
		M	1	0	0	0	0	0	0	0	0	0	0	0	0	1	0	0	0	0	0	0	0
		F	0	0	0	0	0	0	0	0	0	0	0	0	0	0	0	0	0	0	0	0	0
C482	Peritoneum NOS	T	8	0	0	0	0	0	0	0	1	1	0	0	2	1	0	1	1	1	1	0	0
		M	1	0	0	0	0	0	0	0	0	0	0	0	0	0	0	0	0	1	0	0	0
		F	7	0	0	0	0	0	0	0	0	1	1	0	0	2	1	0	1	0	1	0	0
C490	Connective: Head, Face, Neck	T	12	0	1	2	0	0	0	2	0	0	1	0	0	1	1	2	0	1	0	1	
		M	5	0	0	0	0	0	0	1	0	0	1	0	0	1	1	0	0	1	0	0	
		F	7	0	1	2	0	0	0	0	1	0	0	0	0	0	0	0	2	0	0	0	1
C491	Connective Upperlimb Shoulder	T	12	0	1	1	1	0	1	0	1	1	1	2	0	0	1	0	2	0	0	0	0
		M	6	0	0	0	0	0	1	0	1	1	1	1	0	0	1	0	0	0	0	0	0
		F	6	0	1	1	1	0	0	0	0	0	0	1	0	0	0	0	2	0	0	0	0
C492	Connective: Lower limb & hip	T	42	0	0	0	1	2	4	3	2	3	4	4	4	4	4	3	1	3	0	0	0
		M	17	0	0	0	1	1	2	0	1	1	3	1	1	2	1	1	0	2	0	0	0
		F	25	0	0	0	0	1	2	3	1	2	1	3	3	2	3	2	1	1	0	0	0
C493	Connective: Thorax	T	4	0	0	0	0	0	0	0	0	0	0	0	3	0	0	0	1	0	0	0	0
		M	1	0	0	0	0	0	0	0	0	0	0	0	0	0	0	0	1	0	0	0	0
		F	3	0	0	0	0	0	0	0	0	0	0	0	3	0	0	0	0	0	0	0	0
C494	Connective: Abdomen	T	5	0	0	0	0	0	0	0	0	1	0	2	1	0	1	0	0	0	0	0	0
		M	4	0	0	0	0	0	0	0	0	0	1	0	1	1	0	1	0	0	0	0	0
		F	1	0	0	0	0	0	0	0	0	0	0	0	1	0	0	0	0	0	0	0	0
C495	Connective: Pelvis	T	16	3	1	0	0	0	0	2	2	5	0	0	1	0	1	1	0	0	0	0	0
		M	8	2	0	0	0	0	0	1	1	2	0	0	0	0	1	1	0	0	0	0	0
		F	8	1	1	0	0	0	0	1	1	3	0	0	1	0	0	0	0	0	0	0	0
C496	Connective: Trunk NOS	T	2	0	1	0	0	0	0	0	0	0	0	0	0	0	1	0	0	0	0	0	0
		M	1	0	0	0	0	0	0	0	0	0	0	0	0	0	1	0	0	0	0	0	0
		F	1	0	1	0	0	0	0	0	0	0	0	0	0	0	0	0	0	0	0	0	0
C499	Connective NOS	T	2	0	0	1	0	0	0	0	0	0	0	0	0	0	0	0	0	1	0	0	0
		M	1	0	0	0	0	0	0	0	0	0	0	0	0	0	0	0	0	1	0	0	0
		F	1	0	0	1	0	0	0	0	0	0	0	0	0	0	0	0	0	0	0	0	0
C501	Central portion of breast	T	71	0	0	0	0	0	0	5	1	13	9	12	8	5	4	3	5	4	1	1	
		M	1	0	0	0	0	0	0	0	0	0	0	0	0	0	1	0	0	0	0	0	0
		F	70	0	0	0	0	0	0	0	5	1	13	9	12	8	5	3	3	5	4	1	1

TABLE V : PRIMARY SITE BY AGE GROUP (cont.)

SITE / AGE - GROUP			1+	5+	10+	15+	20+	25+	30+	35+	40+	45+	50+	55+	60+	65+	70+	75+	80+	85+	90+	95+		
C502	Upper-inner quadrant breast	T	99	0	0	0	0	1	0	2	7	5	15	11	17	16	8	8	4	3	2	0	0	
		M	0	0	0	0	0	0	0	0	0	0	0	0	0	0	0	0	0	0	0	0	0	0
		F	99	0	0	0	0	1	0	2	7	5	15	11	17	16	8	8	4	3	2	0	0	0
C503	Lower-inner quadrant breast	T	38	0	0	0	0	0	0	0	4	4	6	6	2	10	3	1	2	0	0	0	0	
		M	0	0	0	0	0	0	0	0	0	0	0	0	0	0	0	0	0	0	0	0	0	0
		F	38	0	0	0	0	0	0	0	4	4	6	6	2	10	3	1	2	0	0	0	0	0
C504	Upper-outer quadrant breast	T	328	0	0	0	0	0	2	2	6	22	39	59	66	33	38	25	23	9	3	0	1	
		M	1	0	0	0	0	0	0	0	0	0	0	0	0	0	0	0	0	0	1	0	0	0
		F	327	0	0	0	0	0	2	2	6	22	39	59	66	33	38	25	23	9	2	0	1	0
C505	Lower-outer quadrant breast	T	61	0	0	0	0	0	1	1	6	15	9	7	10	6	1	3	1	1	1	0	0	
		M	0	0	0	0	0	0	0	0	0	0	0	0	0	0	0	0	0	0	0	0	0	0
		F	61	0	0	0	0	0	0	1	1	6	15	9	7	10	6	1	3	1	1	1	0	0
C506	Axillary tail of breast	T	3	0	0	0	0	0	0	0	0	0	1	0	1	0	0	0	1	0	0	0	0	
		M	0	0	0	0	0	0	0	0	0	0	0	0	0	0	0	0	0	0	0	0	0	0
		F	3	0	0	0	0	0	0	0	0	0	0	1	0	1	0	0	0	1	0	0	0	0
C508	Overlapping lesion of breast	T	181	0	0	0	0	0	1	2	4	16	25	31	32	28	21	7	7	7	0	0	0	
		M	0	0	0	0	0	0	0	0	0	0	0	0	0	0	0	0	0	0	0	0	0	0
		F	181	0	0	0	0	0	1	2	4	16	25	31	32	28	21	7	7	7	0	0	0	0
C509	Breast NOS	T	124	0	0	0	0	0	1	2	14	16	22	27	13	6	9	9	2	2	0	1	0	
		M	0	0	0	0	0	0	0	0	0	0	0	0	0	0	0	0	0	0	0	0	0	0
		F	124	0	0	0	0	0	0	1	2	14	16	22	27	13	6	9	9	2	2	0	1	0
C510	Labium majus	T	1	0	0	0	0	0	0	0	0	0	0	0	0	0	0	0	1	0	0	0	0	
		M	0	0	0	0	0	0	0	0	0	0	0	0	0	0	0	0	0	0	0	0	0	0
		F	1	0	0	0	0	0	0	0	0	0	0	0	0	0	0	0	1	0	0	0	0	0
C511	Labium minus	T	1	0	0	0	0	0	0	0	0	0	0	0	0	0	0	0	1	0	0	0	0	
		M	0	0	0	0	0	0	0	0	0	0	0	0	0	0	0	0	0	0	0	0	0	0
		F	1	0	0	0	0	0	0	0	0	0	0	0	0	0	0	0	1	0	0	0	0	0
C512	Clitoris	T	1	0	0	0	0	0	0	0	1	0	0	0	0	0	0	0	0	0	0	0	0	
		M	0	0	0	0	0	0	0	0	0	0	0	0	0	0	0	0	0	0	0	0	0	0
		F	1	0	0	0	0	0	0	0	0	1	0	0	0	0	0	0	0	0	0	0	0	0
C519	Vulva NOS	T	11	0	0	0	0	0	0	0	0	1	1	2	0	1	1	1	1	2	1	0	0	
		M	0	0	0	0	0	0	0	0	0	0	0	0	0	0	0	0	0	0	0	0	0	0
		F	11	0	0	0	0	0	0	0	0	0	1	1	2	0	1	1	1	1	2	1	0	0

TABLE V : PRIMARY SITE BY AGE GROUP (cont.)

SITE / AGE - GROUP			1+	5+	10+	15+	20+	25+	30+	35+	40+	45+	50+	55+	60+	65+	70+	75+	80+	85+	90+	95+			
C529	Vagina NOS	T	8	0	1	0	0	0	0	0	0	0	0	0	1	0	3	1	1	1	0	0	0		
		M	0	0	0	0	0	0	0	0	0	0	0	0	0	0	0	0	0	0	0	0	0	0	
		F	8	0	1	0	0	0	0	0	0	0	0	0	1	0	3	1	1	1	0	0	0	0	
C530	Endocervix	T	13	0	0	0	0	0	0	0	1	1	0	1	2	3	5	0	0	0	0	0	0	0	
		M	0	0	0	0	0	0	0	0	0	0	0	0	0	0	0	0	0	0	0	0	0	0	
		F	13	0	0	0	0	0	0	0	0	1	1	0	1	2	3	5	0	0	0	0	0	0	0
C531	Exocervix	T	26	0	0	0	0	0	0	0	1	2	0	4	3	2	3	8	1	2	0	0	0	0	
		M	0	0	0	0	0	0	0	0	0	0	0	0	0	0	0	0	0	0	0	0	0	0	
		F	26	0	0	0	0	0	0	0	0	1	2	0	4	3	2	3	8	1	2	0	0	0	0
C538	Overlap lesion cervix uteri	T	1	0	0	0	0	0	0	0	0	0	0	0	1	0	0	0	0	0	0	0	0	0	
		M	0	0	0	0	0	0	0	0	0	0	0	0	0	0	0	0	0	0	0	0	0	0	0
		F	1	0	0	0	0	0	0	0	0	0	0	0	1	0	0	0	0	0	0	0	0	0	0
C539	Cervix uteri	T	293	0	0	0	0	0	2	7	17	20	42	49	38	40	18	26	23	8	3	0	0	0	
		M	0	0	0	0	0	0	0	0	0	0	0	0	0	0	0	0	0	0	0	0	0	0	0
		F	293	0	0	0	0	0	2	7	17	20	42	49	38	40	18	26	23	8	3	0	0	0	0
C541	Endometrium	T	166	0	0	0	0	0	1	0	5	10	12	22	29	31	23	15	10	5	1	2	0	0	
		M	0	0	0	0	0	0	0	0	0	0	0	0	0	0	0	0	0	0	0	0	0	0	0
		F	166	0	0	0	0	0	1	0	5	10	12	22	29	31	23	15	10	5	1	2	0	0	0
C542	Myometrium	T	4	0	0	0	0	0	0	0	0	0	1	0	0	2	0	0	0	0	0	0	1	0	
		M	0	0	0	0	0	0	0	0	0	0	0	0	0	0	0	0	0	0	0	0	0	0	0
		F	4	0	0	0	0	0	0	0	0	0	1	0	0	2	0	0	0	0	0	0	1	0	0
C548	Corpus uteri: Overlap	T	4	0	0	0	0	0	0	0	0	0	0	0	0	2	1	1	0	0	0	0	0	0	
		M	0	0	0	0	0	0	0	0	0	0	0	0	0	0	0	0	0	0	0	0	0	0	0
		F	4	0	0	0	0	0	0	0	0	0	0	0	0	2	1	1	0	0	0	0	0	0	0
C549	Corpus uteri	T	12	0	0	0	0	0	0	0	0	1	1	0	1	3	0	4	1	0	1	0	0	0	
		M	0	0	0	0	0	0	0	0	0	0	0	0	0	0	0	0	0	0	0	0	0	0	0
		F	12	0	0	0	0	0	0	0	0	1	1	0	1	3	0	4	1	0	1	0	0	0	0
C559	Uterus NOS	T	5	0	0	0	0	0	0	0	0	2	0	1	0	2	0	0	0	0	0	0	0	0	
		M	0	0	0	0	0	0	0	0	0	0	0	0	0	0	0	0	0	0	0	0	0	0	0
		F	5	0	0	0	0	0	0	0	0	2	0	1	0	2	0	0	0	0	0	0	0	0	0
C569	Ovary	T	164	0	0	0	2	3	2	2	8	5	20	32	28	26	11	9	9	6	0	1	0	0	
		M	0	0	0	0	0	0	0	0	0	0	0	0	0	0	0	0	0	0	0	0	0	0	
		F	164	0	0	0	2	3	2	2	8	5	20	32	28	26	11	9	9	6	0	1	0	0	0

TABLE V : PRIMARY SITE BY AGE GROUP (cont.)

SITE / AGE - GROUP			1+	5+	10+	15+	20+	25+	30+	35+	40+	45+	50+	55+	60+	65+	70+	75+	80+	85+	90+	95+		
C570	Fallopian tube	T	3	0	0	0	0	0	0	0	0	0	0	0	0	2	0	1	0	0	0	0	0	
		M	0	0	0	0	0	0	0	0	0	0	0	0	0	0	0	0	0	0	0	0	0	0
		F	3	0	0	0	0	0	0	0	0	0	0	0	0	2	0	1	0	0	0	0	0	0
C589	Placenta	T	16	0	0	0	0	4	1	4	3	0	2	1	1	0	0	0	0	0	0	0	0	0
		M	0	0	0	0	0	0	0	0	0	0	0	0	0	0	0	0	0	0	0	0	0	0
		F	16	0	0	0	0	4	1	4	3	0	2	1	1	0	0	0	0	0	0	0	0	0
C600	Prepuce	T	1	0	0	0	0	0	0	0	0	0	0	0	0	0	1	0	0	0	0	0	0	
		M	1	0	0	0	0	0	0	0	0	0	0	0	0	0	1	0	0	0	0	0	0	0
		F	0	0	0	0	0	0	0	0	0	0	0	0	0	0	0	0	0	0	0	0	0	0
C601	Glans penis	T	1	0	0	0	0	0	0	0	0	0	0	0	0	1	0	0	0	0	0	0	0	0
		M	1	0	0	0	0	0	0	0	0	0	0	0	0	1	0	0	0	0	0	0	0	0
		F	0	0	0	0	0	0	0	0	0	0	0	0	0	0	0	0	0	0	0	0	0	0
C609	Penis NOS	T	11	0	0	0	0	0	0	0	0	1	1	4	2	1	1	0	1	0	0	0	0	0
		M	11	0	0	0	0	0	0	0	0	1	1	4	2	1	1	0	1	0	0	0	0	0
		F	0	0	0	0	0	0	0	0	0	0	0	0	0	0	0	0	0	0	0	0	0	0
C619	Prostate gland	T	481	0	0	0	0	1	0	0	0	0	2	6	23	48	89	90	121	64	24	12	1	
		M	481	0	0	0	0	1	0	0	0	0	2	6	23	48	89	90	121	64	24	12	1	
		F	0	0	0	0	0	0	0	0	0	0	0	0	0	0	0	0	0	0	0	0	0	0
C629	Testis NOS	T	14	0	1	0	1	0	1	0	3	0	2	0	0	2	1	1	1	0	1	0	0	0
		M	14	0	1	0	1	0	1	0	3	0	2	0	0	2	1	1	1	0	1	0	0	0
		F	0	0	0	0	0	0	0	0	0	0	0	0	0	0	0	0	0	0	0	0	0	0
C632	Scrotum NOS	T	2	0	0	0	0	0	0	0	0	0	0	0	0	0	0	1	1	0	0	0	0	0
		M	2	0	0	0	0	0	0	0	0	0	0	0	0	0	0	1	1	0	0	0	0	0
		F	0	0	0	0	0	0	0	0	0	0	0	0	0	0	0	0	0	0	0	0	0	0
C649	Kidney NOS	T	87	0	2	0	0	0	0	3	1	1	16	11	15	9	8	10	9	2	0	0	0	0
		M	52	0	2	0	0	0	0	1	1	0	8	7	11	6	4	6	4	2	0	0	0	0
		F	35	0	0	0	0	0	0	2	0	1	8	4	4	3	4	4	5	0	0	0	0	0
C659	Renal pelvis	T	6	0	0	0	0	0	0	0	0	0	0	0	1	0	1	0	2	0	2	0	0	0
		M	3	0	0	0	0	0	0	0	0	0	0	0	1	0	1	0	0	0	1	0	0	0
		F	3	0	0	0	0	0	0	0	0	0	0	0	0	0	0	0	2	0	1	0	0	0
C669	Ureter	T	10	0	0	0	0	0	0	0	0	0	0	0	1	1	2	0	3	1	1	0	1	
		M	4	0	0	0	0	0	0	0	0	0	0	0	0	1	0	0	1	1	0	0	1	
		F	6	0	0	0	0	0	0	0	0	0	0	0	1	0	2	0	2	0	1	0	0	0

23

TABLE V : PRIMARY SITE BY AGE GROUP (cont.)

SITE / AGE - GROUP			1+	5+	10+	15+	20+	25+	30+	35+	40+	45+	50+	55+	60+	65+	70+	75+	80+	85+	90+	95+			
C672	Lateral wall of Bladder	T	2	0	0	0	0	0	0	0	0	0	0	0	0	0	0	2	0	0	0	0	0		
		M	0	0	0	0	0	0	0	0	0	0	0	0	0	0	0	0	0	0	0	0	0	0	
		F	2	0	0	0	0	0	0	0	0	0	0	0	0	0	0	2	0	0	0	0	0	0	
C674	Posterior wall of Bladder	T	3	0	1	0	0	0	0	0	0	0	0	0	0	2	0	0	0	0	0	0	0	0	
		M	3	0	1	0	0	0	0	0	0	0	0	0	0	2	0	0	0	0	0	0	0	0	
		F	0	0	0	0	0	0	0	0	0	0	0	0	0	0	0	0	0	0	0	0	0	0	0
C675	Bladder Neck	T	1	0	0	0	0	0	0	0	0	0	0	0	0	0	0	0	1	0	0	0	0	0	
		M	1	0	0	0	0	0	0	0	0	0	0	0	0	0	0	0	1	0	0	0	0	0	
		F	0	0	0	0	0	0	0	0	0	0	0	0	0	0	0	0	0	0	0	0	0	0	0
C677	Urachus	T	1	0	0	0	0	0	0	0	0	0	0	1	0	0	0	0	0	0	0	0	0	0	
		M	0	0	0	0	0	0	0	0	0	0	0	0	0	0	0	0	0	0	0	0	0	0	0
		F	1	0	0	0	0	0	0	0	0	0	0	1	0	0	0	0	0	0	0	0	0	0	0
C678	Bladder: Overlap	T	1	0	0	0	0	0	0	0	0	0	0	0	0	1	0	0	0	0	0	0	0	0	
		M	1	0	0	0	0	0	0	0	0	0	0	0	0	1	0	0	0	0	0	0	0	0	0
		F	0	0	0	0	0	0	0	0	0	0	0	0	0	0	0	0	0	0	0	0	0	0	0
C679	Bladder NOS	T	166	0	2	0	0	0	0	2	1	1	3	1	16	13	16	25	38	20	19	7	2	2	
		M	117	0	0	0	0	0	0	2	0	1	1	1	12	8	11	19	27	16	13	4	2	2	
		F	49	0	2	0	0	0	0	0	1	0	2	0	4	5	5	6	11	4	6	3	0	0	
C680	Urethra	T	4	0	1	0	0	0	0	0	0	0	0	0	1	0	0	1	0	1	0	0	0	0	
		M	2	0	0	0	0	0	0	0	0	0	0	0	0	0	0	1	0	1	0	0	0	0	
		F	2	0	1	0	0	0	0	0	0	0	0	0	1	0	0	0	0	0	0	0	0	0	0
C690	Conjunctiva	T	1	0	0	0	0	0	0	0	0	0	0	0	0	0	0	1	0	0	0	0	0	0	
		M	0	0	0	0	0	0	0	0	0	0	0	0	0	0	0	0	0	0	0	0	0	0	0
		F	1	0	0	0	0	0	0	0	0	0	0	0	0	0	0	1	0	0	0	0	0	0	0
C692	Retina	T	12	0	12	0	0	0	0	0	0	0	0	0	0	0	0	0	0	0	0	0	0	0	
		M	8	0	8	0	0	0	0	0	0	0	0	0	0	0	0	0	0	0	0	0	0	0	0
		F	4	0	4	0	0	0	0	0	0	0	0	0	0	0	0	0	0	0	0	0	0	0	0
C694	Ciliary Body	T	2	0	0	0	0	0	0	0	1	0	0	0	1	0	0	0	0	0	0	0	0	0	
		M	2	0	0	0	0	0	0	0	1	0	0	0	1	0	0	0	0	0	0	0	0	0	0
		F	0	0	0	0	0	0	0	0	0	0	0	0	0	0	0	0	0	0	0	0	0	0	0
C695	Lacrimal Gland	T	3	0	0	0	0	0	0	0	1	0	0	1	0	0	0	1	0	0	0	0	0	0	
		M	2	0	0	0	0	0	0	0	0	0	0	1	0	0	0	1	0	0	0	0	0	0	
		F	1	0	0	0	0	0	0	0	1	0	0	0	0	0	0	0	0	0	0	0	0	0	0

TABLE V : PRIMARY SITE BY AGE GROUP (cont.)

SITE / AGE - GROUP			1+	5+	10+	15+	20+	25+	30+	35+	40+	45+	50+	55+	60+	65+	70+	75+	80+	85+	90+	95+
C696 Orbit NOS	T	15	0	0	1	1	0	0	0	0	1	1	0	1	2	5	1	0	0	1	1	0
	M	10	0	0	1	1	0	0	0	0	1	0	0	1	2	3	0	0	0	0	1	0
	F	5	0	0	0	0	0	0	0	0	0	1	0	0	0	2	1	0	0	1	0	0
C710 Cerebrum	T	19	0	0	0	2	1	1	0	0	0	3	3	2	5	0	0	1	1	0	0	0
	M	13	0	0	0	2	1	0	0	0	0	2	2	2	3	0	0	1	0	0	0	0
	F	6	0	0	0	0	0	1	0	0	0	1	1	0	2	0	0	0	1	0	0	0
C711 Frontal Lobe	T	21	0	0	0	0	1	0	3	1	4	2	4	0	1	3	1	0	1	0	0	0
	M	11	0	0	0	0	1	0	1	0	3	1	2	0	0	1	1	0	1	0	0	0
	F	10	0	0	0	0	0	0	2	1	1	1	2	0	1	2	0	0	0	0	0	0
C712 Temporal Lobe	T	17	0	0	0	1	0	1	1	0	1	1	2	0	1	2	4	1	2	0	0	0
	M	10	0	0	0	0	0	0	1	0	1	1	2	0	1	0	3	0	1	0	0	0
	F	7	0	0	0	1	0	1	0	0	0	0	0	0	0	2	1	1	1	0	0	0
C713 Parietal Lobe	T	10	0	0	0	0	0	0	2	2	0	0	2	1	0	1	1	1	0	0	0	0
	M	5	0	0	0	0	0	0	2	2	0	0	0	0	0	0	0	1	0	0	0	0
	F	5	0	0	0	0	0	0	0	0	0	0	2	1	0	1	1	0	0	0	0	0
C714 Occipital Lobe	T	1	0	0	0	0	0	0	0	0	0	0	0	0	0	1	0	0	0	0	0	0
	M	0	0	0	0	0	0	0	0	0	0	0	0	0	0	0	0	0	0	0	0	0
	F	1	0	0	0	0	0	0	0	0	0	0	0	0	0	1	0	0	0	0	0	0
C715 Ventricle NOS	T	1	0	0	0	0	0	0	0	0	0	0	1	0	0	0	0	0	0	0	0	0
	M	1	0	0	0	0	0	0	0	0	0	0	1	0	0	0	0	0	0	0	0	0
	F	0	0	0	0	0	0	0	0	0	0	0	0	0	0	0	0	0	0	0	0	0
C716 Cerebellum NOS	T	10	0	3	4	0	0	0	1	0	0	1	0	0	0	0	0	0	0	1	0	0
	M	6	0	2	2	0	0	0	1	0	0	0	0	0	0	0	0	0	0	1	0	0
	F	4	0	1	2	0	0	0	0	0	0	1	0	0	0	0	0	0	0	0	0	0
C717 Brain Stem	T	4	0	0	1	0	0	0	1	1	0	0	1	0	0	0	0	0	0	0	0	0
	M	0	0	0	0	0	0	0	0	0	0	0	0	0	0	0	0	0	0	0	0	0
	F	4	0	0	1	0	0	0	1	1	0	0	1	0	0	0	0	0	0	0	0	0
C718 Brain: Overlap	T	7	0	0	0	1	0	0	0	1	1	1	0	2	0	0	0	1	0	0	0	0
	M	5	0	0	0	1	0	0	0	1	1	0	0	1	0	0	0	1	0	0	0	0
	F	2	0	0	0	0	0	0	0	0	0	1	0	1	0	0	0	0	0	0	0	0
C719 Brain NOS	T	15	0	0	2	1	0	2	0	1	0	1	1	1	2	2	2	0	0	0	0	0
	M	8	0	0	1	0	0	1	0	1	0	1	1	1	1	1	0	0	0	0	0	0
	F	7	0	0	1	1	0	1	0	0	0	0	0	0	1	1	2	0	0	0	0	0

25

TABLE V : PRIMARY SITE BY AGE GROUP (cont.)

SITE / AGE - GROUP			1+	5+	10+	15+	20+	25+	30+	35+	40+	45+	50+	55+	60+	65+	70+	75+	80+	85+	90+	95+	
C720	Spinal Cord	T	7	0	0	0	0	1	0	1	1	0	1	0	2	1	0	0	0	0	0	0	0
		M	2	0	0	0	0	1	0	0	0	0	0	0	0	1	0	0	0	0	0	0	0
		F	5	0	0	0	0	0	0	1	1	0	1	0	2	0	0	0	0	0	0	0	0
C723	Optic Nerve	T	1	0	0	0	0	0	1	0	0	0	0	0	0	0	0	0	0	0	0	0	0
		M	0	0	0	0	0	0	0	0	0	0	0	0	0	0	0	0	0	0	0	0	0
		F	1	0	0	0	0	0	1	0	0	0	0	0	0	0	0	0	0	0	0	0	0
C729	Nervous System NOS	T	4	0	0	0	0	0	0	0	1	0	1	1	1	0	0	0	0	0	0	0	0
		M	2	0	0	0	0	0	0	0	0	0	1	0	1	0	0	0	0	0	0	0	0
		F	2	0	0	0	0	0	0	0	1	0	0	1	0	0	0	0	0	0	0	0	0
C739	Thyroid Gland	T	251	0	0	0	2	6	16	19	26	26	21	22	28	25	25	13	11	5	4	1	1
		M	48	0	0	0	1	1	1	4	2	3	3	6	6	6	7	2	2	1	2	0	1
		F	203	0	0	0	1	5	15	15	24	23	18	16	22	19	18	11	9	4	2	1	0
C740	Cortex of Adrenal Gland	T	5	0	0	0	1	0	0	0	0	2	0	0	1	0	0	1	0	0	0	0	0
		M	0	0	0	0	0	0	0	0	0	0	0	0	0	0	0	0	0	0	0	0	0
		F	5	0	0	0	1	0	0	0	0	2	0	0	1	0	0	1	0	0	0	0	0
C741	Medulla of Adrenal Gland	T	1	0	0	0	0	0	0	0	0	0	0	1	0	0	0	0	0	0	0	0	0
		M	0	0	0	0	0	0	0	0	0	0	0	0	0	0	0	0	0	0	0	0	0
		F	1	0	0	0	0	0	0	0	0	0	0	1	0	0	0	0	0	0	0	0	0
C749	Adrenal Gland NOS	T	5	0	2	2	0	0	0	0	1	0	0	0	0	0	0	0	0	0	0	0	0
		M	2	0	1	1	0	0	0	0	0	0	0	0	0	0	0	0	0	0	0	0	0
		F	3	0	1	1	0	0	0	0	1	0	0	0	0	0	0	0	0	0	0	0	0
C750	Parathyroid Gland	T	1	0	0	0	0	0	0	0	0	0	1	0	0	0	0	0	0	0	0	0	0
		M	1	0	0	0	0	0	0	0	0	0	1	0	0	0	0	0	0	0	0	0	0
		F	0	0	0	0	0	0	0	0	0	0	0	0	0	0	0	0	0	0	0	0	0
C753	Pineal Gland	T	3	0	0	1	2	0	0	0	0	0	0	0	0	0	0	0	0	0	0	0	0
		M	3	0	0	1	2	0	0	0	0	0	0	0	0	0	0	0	0	0	0	0	0
		F	0	0	0	0	0	0	0	0	0	0	0	0	0	0	0	0	0	0	0	0	0
C761	Thorax NOS	T	2	0	0	0	0	0	0	0	0	0	1	0	0	1	0	0	0	0	0	0	0
		M	0	0	0	0	0	0	0	0	0	0	0	0	0	0	0	0	0	0	0	0	0
		F	2	0	0	0	0	0	0	0	0	0	1	0	0	1	0	0	0	0	0	0	0
C762	Abdomen NOS	T	3	0	0	0	0	0	0	0	0	1	0	1	1	0	0	0	0	0	0	0	0
		M	2	0	0	0	0	0	0	0	0	1	0	1	0	0	0	0	0	0	0	0	0
		F	1	0	0	0	0	0	0	0	0	0	0	0	1	0	0	0	0	0	0	0	0

TABLE V : PRIMARY SITE BY AGE GROUP (cont.)

SITE / AGE - GROUP			1+	5+	10+	15+	20+	25+	30+	35+	40+	45+	50+	55+	60+	65+	70+	75+	80+	85+	90+	95+
C763 Pelvis NOS	T	1	0	1	0	0	0	0	0	0	0	0	0	0	0	0	0	0	0	0	0	0
	M	0	0	0	0	0	0	0	0	0	0	0	0	0	0	0	0	0	0	0	0	0
	F	1	0	1	0	0	0	0	0	0	0	0	0	0	0	0	0	0	0	0	0	0
C765 Lower Limb NOS	T	2	0	0	0	0	0	0	1	0	0	0	0	0	0	0	0	0	1	0	0	0
	M	1	0	0	0	0	0	0	0	0	0	0	0	0	0	0	0	0	1	0	0	0
	F	1	0	0	0	0	0	0	1	0	0	0	0	0	0	0	0	0	0	0	0	0
C770 Lymph Nodes: HeadFaceNeck	T	109	0	1	2	3	3	8	6	4	5	1	11	13	9	15	9	8	6	4	0	1
	M	49	0	1	0	3	2	4	2	1	1	1	5	4	4	6	5	4	4	1	0	1
	F	60	0	0	2	0	1	4	4	3	4	0	6	9	5	9	4	4	2	3	0	0
C771 Intrathoracic Lymph Nodes	T	4	0	0	0	0	1	1	0	0	0	0	1	0	0	0	0	0	0	0	0	1
	M	1	0	0	0	0	0	0	0	0	0	0	0	0	0	0	0	0	0	0	0	1
	F	3	0	0	0	0	1	1	0	0	0	0	1	0	0	0	0	0	0	0	0	0
C772 Intra-abdominal LymphNodes	T	21	0	0	0	0	0	0	0	1	4	0	1	3	0	2	2	5	3	0	0	0
	M	11	0	0	0	0	0	0	0	1	3	0	0	2	0	1	2	1	1	0	0	0
	F	10	0	0	0	0	0	0	0	0	1	0	1	1	0	1	0	4	2	0	0	0
C773 Lymph Nodes of axilla or arm	T	11	0	0	0	0	1	0	1	0	1	1	2	2	1	2	0	0	0	0	0	0
	M	2	0	0	0	0	0	0	1	0	0	0	0	0	0	1	0	0	0	0	0	0
	F	9	0	0	0	0	1	0	0	0	1	1	2	2	1	1	0	0	0	0	0	0
C774 Lymph Nodes: Leg	T	21	0	0	0	1	1	1	0	1	1	1	0	5	0	1	2	1	4	2	0	0
	M	11	0	0	0	0	1	1	0	0	0	1	0	4	0	1	1	0	1	1	0	0
	F	10	0	0	0	1	0	0	0	1	1	0	0	1	0	0	1	1	3	1	0	0
C775 Pelvic Lymph Nodes	T	2	0	0	0	0	0	1	0	0	0	0	0	0	0	1	0	0	0	0	0	0
	M	2	0	0	0	0	0	1	0	0	0	0	0	0	0	1	0	0	0	0	0	0
	F	0	0	0	0	0	0	0	0	0	0	0	0	0	0	0	0	0	0	0	0	0
C778 Lymph Nodes: multiple region	T	5	0	0	0	0	1	0	0	0	0	0	1	2	1	0	0	0	0	0	0	0
	M	5	0	0	0	0	1	0	0	0	0	0	1	2	1	0	0	0	0	0	0	0
	F	0	0	0	0	0	0	0	0	0	0	0	0	0	0	0	0	0	0	0	0	0
C779 Lymph Node NOS	T	19	0	0	0	0	0	0	1	0	1	1	2	4	1	1	4	2	0	0	2	0
	M	9	0	0	0	0	0	0	1	0	0	1	1	2	0	0	1	1	0	0	2	0
	F	10	0	0	0	0	0	0	0	0	1	0	1	2	1	1	3	1	0	0	0	0
C809 Unknown Primary Site	T	162	0	0	0	0	1	0	0	5	3	14	11	10	20	24	26	22	14	8	1	3
	M	87	0	0	0	0	0	0	0	1	1	8	3	7	13	16	14	12	7	4	0	1
	F	75	0	0	0	0	1	0	0	4	2	6	8	3	7	8	12	10	7	4	1	2

TABLE V : PRIMARY SITE BY AGE GROUP (cont.)

SITE / AGE - GROUP			1+	5+	10+	15+	20+	25+	30+	35+	40+	45+	50+	55+	60+	65+	70+	75+	80+	85+	90+	95+	
Z850	Personal history of malignant neoplasm of digestive organs	T	16	0	0	0	0	0	0	0	0	1	1	3	2	3	4	1	1	0	0	0	
		M	8	0	0	0	0	0	0	0	0	0	0	1	0	1	2	2	1	1	0	0	0
		F	8	0	0	0	0	0	0	0	0	0	1	0	3	1	1	2	0	0	0	0	0
Z851	Personal history of malignant neoplasm of trachea, bronchus and lung	T	6	0	0	0	0	0	0	0	0	0	0	1	2	2	0	1	0	0	0	0	0
		M	1	0	0	0	0	0	0	0	0	0	0	0	1	0	0	0	0	0	0	0	0
		F	5	0	0	0	0	0	0	0	0	0	0	0	1	1	2	0	1	0	0	0	0
Z853	Personal history of malignant neoplasm of breast	T	14	0	0	0	0	0	0	0	3	2	0	1	2	5	0	1	0	0	0	0	0
		M	0	0	0	0	0	0	0	0	0	0	0	0	0	0	0	0	0	0	0	0	0
		F	14	0	0	0	0	0	0	0	0	3	2	0	1	2	5	0	1	0	0	0	0
Z854	Personal history of malignant neoplasm of genital organs	T	3	0	0	0	0	0	0	0	0	0	1	1	0	0	1	0	0	0	0	0	0
		M	1	0	0	0	0	0	0	0	0	0	0	0	0	0	0	1	0	0	0	0	0
		F	2	0	0	0	0	0	0	0	0	0	0	1	1	0	0	0	0	0	0	0	0
Z855	Personal history of malignant neoplasm of urinary tract	T	5	0	0	0	0	0	0	0	1	0	0	1	0	0	3	0	0	0	0	0	0
		M	2	0	0	0	0	0	0	0	0	0	0	0	1	0	0	1	0	0	0	0	0
		F	3	0	0	0	0	0	0	0	0	1	0	0	0	0	0	2	0	0	0	0	0
Z858	Personal history of malignant neoplasm of other organs and systems	T	2	0	0	0	0	0	0	0	1	0	0	1	0	0	0	0	0	0	0	0	0
		M	1	0	0	0	0	0	0	0	0	0	0	1	0	0	0	0	0	0	0	0	0
		F	1	0	0	0	0	0	0	0	0	1	0	0	0	0	0	0	0	0	0	0	0

TABLE VI : PATHOLOGY ACCORDING TO SITE

CODE	GRAND TOTAL	No. of Cases		
		MALE	FEMALE	TOTAL
		3064	3542	6606
C00	MALIGNANT NEOPLASM OF LIP	2	8	10
80513	Verrucous carcinoma, NOS	0	2	2
80703	Squamous cell carcinoma, NOS	1	5	6
85503	Acinar cell carcinoma	1	0	1
95813	Alveolar soft part sarcoma	0	1	1
C01-C02	MALIGNANT NEOPLASM OF TONGUE	63	34	97
80103	Carcinoma, NOS	1	0	1
80203	Carcinoma, undifferentiated, NOS	1	0	1
80703	Squamous cell carcinoma, NOS	55	31	86
80713	Squamous cell carcinoma, keratinizing, NOS	2	0	2
80723	Squamous cell carcinoma, large cell, nonkeratinizing, NOS	0	1	1
80833	Basaloid squamous cell carcinoma	1	0	1
82003	Adenoid cystic carcinoma	0	1	1
85603	Adenosquamous carcinoma	2	0	2
96803	Malignant lymphoma, large B-cell, diffuse, NOS	1	1	2
C03-C06	MALIGNANT NEOPLASM OF GUM,FLOOR OF MOUTH,PALATE AND OTHER UNSPECIFIED PARTS OF MOUTH	52	29	81
80103	Carcinoma, NOS	1	0	1
80413	Small cell carcinoma, NOS	0	1	1
80513	Verrucous carcinoma, NOS	0	1	1
80703	Squamous cell carcinoma, NOS	43	19	62
80713	Squamous cell carcinoma, keratinizing, NOS	2	0	2
80833	Basaloid squamous cell carcinoma	1	0	1
81403	Adenocarcinoma, NOS	0	1	1
82003	Adenoid cystic carcinoma	2	0	2
82603	Papillary adenocarcinoma, NOS	0	1	1
84303	Mucoepidermoid carcinoma	2	2	4
87203	Malignant melanoma, NOS	0	1	1
88303	Malignant fibrous histiocytoma	1	0	1
96733	Mantle cell lymphoma	0	1	1
96903	Follicular lymphoma, NOS	0	1	1
96993	Marginal zone B-cell lymphoma, NOS	0	1	1
C07-C08	MALIGNANT NEOPLASM OF PARAOTID AND OTHER MAJOR SALIVARY GLANDS	16	17	33
80103	Carcinoma, NOS	1	1	2
80703	Squamous cell carcinoma, NOS	1	2	3
80823	Lymphoepithelial carcinoma	1	0	1
81403	Adenocarcinoma, NOS	1	0	1
82003	Adenoid cystic carcinoma	1	4	5
82553	Adenocarcinoma with mixed subtypes	0	1	1
84303	Mucoepidermoid carcinoma	3	5	8
84503	Papillary cystadenocarcinoma, NOS	1	0	1
85003	Infiltrating duct carcinoma, NOS	1	1	2
85503	Acinar cell carcinoma	4	2	6
89003	Rhabdomyosarcoma, NOS	0	1	1
96803	Malignant lymphoma, large B-cell, diffuse, NOS	2	0	2

TABLE VI : PATHOLOGY ACCORDING TO SITE (cont.)

		No. of Cases		
		MALE	FEMALE	TOTAL
C09	MALIGNANT NEOPLASM OF TONSIL	40	13	53
	80203 Carcinoma, undifferentiated, NOS	1	0	1
	80703 Squamous cell carcinoma, NOS	26	3	29
	80713 Squamous cell carcinoma, keratinizing, NOS	1	0	1
	80723 Squamous cell carcinoma, large cell, nonkeratinizing, NOS	1	0	1
	95913 Malignant lymphoma, non-Hodgkin, NOS	1	0	1
	96733 Mantle cell lymphoma	1	0	1
	96803 Malignant lymphoma, large B-cell, diffuse, NOS	8	8	16
	96873 Burkitt lymphoma, NOS	1	0	1
	96903 Follicular lymphoma, NOS	0	2	2
C10	MALIGNANT NEOPLASM OF OROPHARYNX	9	1	10
	80703 Squamous cell carcinoma, NOS	8	1	9
	80713 Squamous cell carcinoma, keratinizing, NOS	1	0	1
C11	MALIGNANT NEOPLASM OF NASOPHARYNX	107	47	154
	80703 Squamous cell carcinoma, NOS	17	8	25
	80713 Squamous cell carcinoma, keratinizing, NOS	5	1	6
	80723 Squamous cell carcinoma, large cell, nonkeratinizing, NOS	18	16	34
	80733 Squamous cell carcinoma, small cell, nonkeratinizing	2	2	4
	80823 Lymphoepithelial carcinoma	53	13	66
	82003 Adenoid cystic carcinoma	0	1	1
	82463 Neuroendocrine carcinoma, NOS	1	0	1
	82603 Papillary adenocarcinoma, NOS	1	0	1
	88003 Sarcoma, NOS	1	0	1
	96703 Malignant lymphoma, small B lymphocytic, NOS	1	0	1
	96733 Mantle cell lymphoma	1	0	1
	96803 Malignant lymphoma, large B-cell, diffuse, NOS	3	3	6
	96873 Burkitt lymphoma, NOS	1	0	1
	96993 Marginal zone B-cell lymphoma, NOS	2	1	3
	97023 Mature T-cell lymphoma, NOS	0	1	1
	97193 NK/T-cell lymphoma, nasal and nasal-type	1	1	2
C12	MALIG NEOPLASM OF PYRIFORM SINUS	33	0	33
	80523 Papillary squamous cell carcinoma	1	0	1
	80703 Squamous cell carcinoma, NOS	29	0	29
	80713 Squamous cell carcinoma, keratinizing, NOS	2	0	2
	88903 Leiomyosarcoma, NOS	1	0	1
C13	MALIGNANT NEOPLASM OF HYPOPHARYNX	21	4	25
	80703 Squamous cell carcinoma, NOS	21	4	25
C14	MALIGNANT NEOPLASM OF OTHER AND ILL-DEFINE D SITE IN THE LIP ORAL CAVITY AND PHARYNX	2	1	3
	80703 Squamous cell carcinoma, NOS	2	0	2
	82003 Adenoid cystic carcinoma	0	1	1

TABLE VI : PATHOLOGY ACCORDING TO SITE (cont.)

		No. of Cases		
		MALE	FEMALE	TOTAL
C15	MALIGNANT NEOPLASM OF ESOPHAGUS	91	9	100
	80103 Carcinoma, NOS	1	0	1
	80203 Carcinoma, undifferentiated, NOS	1	0	1
	80413 Small cell carcinoma, NOS	1	0	1
	80703 Squamous cell carcinoma, NOS	78	9	87
	80713 Squamous cell carcinoma, keratinizing, NOS	1	0	1
	80723 Squamous cell carcinoma, large cell, nonkeratinizing, NOS	1	0	1
	80733 Squamous cell carcinoma, small cell, nonkeratinizing	1	0	1
	81403 Adenocarcinoma, NOS	7	0	7
C16	MALIGNANT NEOPLASM OF STOMACH	72	68	140
	80103 Carcinoma, NOS	1	1	2
	80323 Spindle cell carcinoma, NOS	1	0	1
	80703 Squamous cell carcinoma, NOS	2	1	3
	81403 Adenocarcinoma, NOS	39	48	87
	81453 Adenocarcinoma, diffuse type	1	0	1
	82463 Neuroendocrine carcinoma, NOS	1	1	2
	84903 Signet ring cell carcinoma	5	8	13
	89361 Gastrointestinal stromal tumor, NOS	4	3	7
	89363 Gastrointestinal stromal sarcoma	3	1	4
	90803 Teratoma, malignant, NOS	1	0	1
	95903 Malignant lymphoma, NOS	0	1	1
	95913 Malignant lymphoma, non-Hodgkin, NOS	1	0	1
	96733 Mantle cell lymphoma	1	0	1
	96803 Malignant lymphoma, large B-cell, diffuse, NOS	7	3	10
	96873 Burkitt lymphoma, NOS	1	0	1
	96993 Marginal zone B-cell lymphoma, NOS	4	1	5
C17	MALIGNANT NEOPLASM SMALL INTESTINE	7	14	21
	80103 Carcinoma, NOS	0	1	1
	81403 Adenocarcinoma, NOS	1	3	4
	84803 Mucinous adenocarcinoma	0	2	2
	89361 Gastrointestinal stromal tumor, NOS	0	3	3
	89363 Gastrointestinal stromal sarcoma	0	2	2
	95913 Malignant lymphoma, non-Hodgkin, NOS	1	0	1
	96803 Malignant lymphoma, large B-cell, diffuse, NOS	4	2	6
	96873 Burkitt lymphoma, NOS	1	1	2
C18	MALIGNANT NEOPLASM OF COLON	192	141	333
	80103 Carcinoma, NOS	2	0	2
	80203 Carcinoma, undifferentiated, NOS	1	0	1
	81403 Adenocarcinoma, NOS	171	118	289
	82103 Adenocarcinoma in adenomatous polyp	0	1	1
	82463 Neuroendocrine carcinoma, NOS	0	1	1
	82553 Adenocarcinoma with mixed subtypes	1	0	1
	82613 Adenocarcinoma in villous adenoma	1	0	1
	82633 Adenocarcinoma in tubulovillous adenoma	1	0	1
	84703 Mucinous cystadenocarcinoma, NOS	0	1	1

TABLE VI : PATHOLOGY ACCORDING TO SITE (cont.)

		No. of Cases		
		MALE	FEMALE	TOTAL
84803	Mucinous adenocarcinoma	9	18	27
84903	Signet ring cell carcinoma	1	1	2
88043	Epithelioid sarcoma	1	0	1
89013	Pleomorphic rhabdomyosarcoma, adult type	1	0	1
95913	Malignant lymphoma, non-Hodgkin, NOS	2	0	2
96803	Malignant lymphoma, large B-cell, diffuse, NOS	1	1	2
C19	MALIGNANT NEOPLASM OF RECTOSIGMOID	31	21	52
81403	Adenocarcinoma, NOS	30	20	50
84803	Mucinous adenocarcinoma	0	1	1
96803	Malignant lymphoma, large B-cell, diffuse, NOS	1	0	1
C20	MALIGNANT NEOPLASM OF RECTUM	135	111	246
80103	Carcinoma, NOS	1	0	1
81403	Adenocarcinoma, NOS	125	96	221
82463	Neuroendocrine carcinoma, NOS	0	1	1
82613	Adenocarcinoma in villous adenoma	0	2	2
82633	Adenocarcinoma in tubulovillous adenoma	1	4	5
84803	Mucinous adenocarcinoma	7	8	15
84813	Mucin-producing adenocarcinoma	1	0	1
C21	MALIGNANT NEOPLASM OF ANUS AND ANAL CANAL	5	7	12
80703	Squamous cell carcinoma, NOS	2	4	6
81403	Adenocarcinoma, NOS	3	2	5
84803	Mucinous adenocarcinoma	0	1	1
C22	MALIGNANT NEOPLASM OF LIVER AND INTRAHEPATIC BILE DUCTS	334	136	470
80103	Carcinoma, NOS	1	0	1
80703	Squamous cell carcinoma, NOS	0	1	1
81403	Adenocarcinoma, NOS	15	10	25
81603	Cholangiocarcinoma	56	40	96
81703	Hepatocellular carcinoma, NOS	256	76	332
81803	Combined hepatocellular carcinoma and cholangiocarcinoma	1	2	3
81903	Trabecular adenocarcinoma	4	0	4
82553	Adenocarcinoma with mixed subtypes	0	1	1
84703	Mucinous cystadenocarcinoma, NOS	1	0	1
85603	Adenosquamous carcinoma	0	1	1
89703	Hepatoblastoma	0	3	3
91203	Hemangiosarcoma	0	1	1
96803	Malignant lymphoma, large B-cell, diffuse, NOS	0	1	1
C23	MALIGNANT NEOPLASM OF GALL BLADDER	8	17	25
80103	Carcinoma, NOS	0	1	1
81403	Adenocarcinoma, NOS	6	14	20
81603	Cholangiocarcinoma	1	1	2
82603	Papillary adenocarcinoma, NOS	0	1	1
84903	Signet ring cell carcinoma	1	0	1

TABLE VI : PATHOLOGY ACCORDING TO SITE (cont.)

		No. of Cases		
		MALE	FEMALE	TOTAL
C24	MALIGNANT NEOPLASM OF OTHER AND UNSPECIFIED PARTS AND BILIARY TRACT	10	17	27
	80103 Carcinoma, NOS	0	1	1
	80703 Squamous cell carcinoma, NOS	0	1	1
	81403 Adenocarcinoma, NOS	8	11	19
	81603 Cholangiocarcinoma	2	3	5
	82463 Neuroendocrine carcinoma, NOS	0	1	1
C25	MALIGNANT NEOPLASM OF PANCREAS	37	40	77
	80103 Carcinoma, NOS	5	6	11
	81403 Adenocarcinoma, NOS	24	24	48
	81513 Insulinoma, malignant	0	1	1
	82463 Neuroendocrine carcinoma, NOS	3	3	6
	84803 Mucinous adenocarcinoma	2	0	2
	85003 Infiltrating duct carcinoma, NOS	2	1	3
	85603 Adenosquamous carcinoma	0	2	2
	85743 Adenocarcinoma with neuroendocrine differentiation	0	1	1
	88903 Leiomyosarcoma, NOS	0	1	1
	96803 Malignant lymphoma, large B-cell, diffuse, NOS	1	1	2
C25	OTHER AND ILL-DEFFINED DIGESTIVE ORGANS	1	0	1
	89363 Gastrointestinal stromal sarcoma	1	0	1
C30	MALIGNANT NEOPLASM OF NASAL CAVITY AND MIDDLE EAR	20	16	36
	80103 Carcinoma, NOS	1	0	1
	80703 Squamous cell carcinoma, NOS	6	4	10
	81403 Adenocarcinoma, NOS	2	0	2
	82003 Adenoid cystic carcinoma	1	3	4
	82463 Neuroendocrine carcinoma, NOS	1	0	1
	84203 Ceruminous adenocarcinoma	0	1	1
	85623 Epithelial-myoepithelial carcinoma	0	1	1
	85743 Adenocarcinoma with neuroendocrine differentiation	0	1	1
	90813 Teratocarcinoma	1	0	1
	95223 Olfactory neuroblastoma	1	0	1
	95903 Malignant lymphoma, NOS	1	0	1
	96803 Malignant lymphoma, large B-cell, diffuse, NOS	3	3	6
	96843 Malignant lymphoma, large B-cell, diffuse, immunoblastic, NOS	1	0	1
	96873 Burkitt lymphoma, NOS	1	0	1
	97193 NK/T-cell lymphoma, nasal and nasal-type	1	3	4
C31	MALIGNANT NEOPLASM OF ACCESSORY SINUSES	18	5	23
	80103 Carcinoma, NOS	1	0	1
	80203 Carcinoma, undifferentiated, NOS	1	0	1
	80703 Squamous cell carcinoma, NOS	8	3	11
	80723 Squamous cell carcinoma, large cell, nonkeratinizing, NOS	2	0	2
	84303 Mucoepidermoid carcinoma	1	0	1
	87203 Malignant melanoma, NOS	1	0	1
	91803 Osteosarcoma, NOS	1	0	1

TABLE VI : PATHOLOGY ACCORDING TO SITE (cont.)

		No. of Cases		
		MALE	FEMALE	TOTAL
95913	Malignant lymphoma, non-Hodgkin, NOS	0	1	1
96803	Malignant lymphoma, large B-cell, diffuse, NOS	2	0	2
97193	NK/T-cell lymphoma, nasal and nasal-type	0	1	1
97353	Plasmablastic lymphoma	1	0	1
C32	MALIGNANT NEOPLASM OF LARYNX	94	9	103
80323	Spindle cell carcinoma, NOS	1	0	1
80703	Squamous cell carcinoma, NOS	82	6	88
80713	Squamous cell carcinoma, keratinizing, NOS	7	0	7
80723	Squamous cell carcinoma, large cell, nonkeratinizing, NOS	2	1	3
81403	Adenocarcinoma, NOS	0	1	1
85003	Infiltrating duct carcinoma, NOS	1	0	1
88113	Fibromyxosarcoma	1	0	1
92203	Chondrosarcoma, NOS	0	1	1
C33-C34	MALIG NEOPLASM OF TRACHEA BRONCHUS AND LUNG	354	206	560
80103	Carcinoma, NOS	15	8	23
80123	Large cell carcinoma, NOS	2	0	2
80133	Large cell neuroendocrine carcinoma	1	0	1
80203	Carcinoma, undifferentiated, NOS	2	1	3
80333	Pseudosarcomatous carcinoma	1	0	1
80413	Small cell carcinoma, NOS	34	4	38
80463	Non-small cell carcinoma	52	36	88
80703	Squamous cell carcinoma, NOS	46	6	52
80713	Squamous cell carcinoma, keratinizing, NOS	1	0	1
81403	Adenocarcinoma, NOS	161	117	278
82003	Adenoid cystic carcinoma	0	2	2
82403	Carcinoid tumor, NOS	0	1	1
82463	Neuroendocrine carcinoma, NOS	3	1	4
82493	Atypical carcinoid tumor	2	0	2
82503	Bronchiolo-alveolar adenocarcinoma	0	3	3
82553	Adenocarcinoma with mixed subtypes	17	18	35
82603	Papillary adenocarcinoma, NOS	1	3	4
84803	Mucinous adenocarcinoma	3	1	4
85503	Acinar cell carcinoma	4	1	5
85603	Adenosquamous carcinoma	3	1	4
88013	Spindle cell sarcoma	1	1	2
90403	Synovial sarcoma, NOS	0	1	1
90643	Germinoma	1	0	1
94733	Primitive neuroectodermal tumor, NOS	1	0	1
96803	Malignant lymphoma, large B-cell, diffuse, NOS	2	0	2
96993	Marginal zone B-cell lymphoma, NOS	0	1	1
98113	B lymphoblastic leukemia/lymphoma, NOS	1	0	1

TABLE VI : PATHOLOGY ACCORDING TO SITE (cont.)

		No. of Cases		
		MALE	FEMALE	TOTAL
C37	MALIGNANT NEOPLASM OF THYMUS	1	2	3
85813	Thymoma, type A, malignant	0	1	1
85823	Thymoma, type AB, malignant	1	0	1
96803	Malignant lymphoma, large B-cell, diffuse, NOS	0	1	1
C38	MALIGNANT NEOPLASM OF HEART, MEDIASTINUM AND PLEURA	15	14	29
80463	Non-small cell carcinoma	0	1	1
80703	Squamous cell carcinoma, NOS	1	1	2
81403	Adenocarcinoma, NOS	1	3	4
82463	Neuroendocrine carcinoma, NOS	0	1	1
85863	Thymic carcinoma, NOS	0	1	1
90613	Seminoma, NOS	1	0	1
90643	Germinoma	4	0	4
90853	Mixed germ cell tumor	1	0	1
91003	Choriocarcinoma, NOS	0	1	1
92603	Ewing sarcoma	1	0	1
95913	Malignant lymphoma, non-Hodgkin, NOS	1	0	1
96803	Malignant lymphoma, large B-cell, diffuse, NOS	4	5	9
97143	Anaplastic large cell lymphoma, T cell and null cell type	0	1	1
97293	Precursor T-cell lymphoblastic lymphoma	1	0	1
C40-C41	MALIGNANT NEOPLASM OF BONE AND CARTILAGE	31	35	66
88043	Epithelioid sarcoma	1	0	1
88303	Malignant fibrous histiocytoma	1	0	1
90433	Synovial sarcoma, biphasic	0	1	1
91803	Osteosarcoma, NOS	14	13	27
91813	Chondroblastic osteosarcoma	1	0	1
91923	Parosteal osteosarcoma	0	1	1
92203	Chondrosarcoma, NOS	2	4	6
92313	Myxoid chondrosarcoma	1	0	1
92403	Mesenchymal chondrosarcoma	0	1	1
92503	Giant cell tumor of bone, malignant	0	2	2
92603	Ewing sarcoma	5	4	9
93703	Chordoma, NOS	3	4	7
93713	Chondroid chordoma	1	1	2
96803	Malignant lymphoma, large B-cell, diffuse, NOS	0	2	2
96903	Follicular lymphoma, NOS	1	0	1
96983	Follicular lymphoma, grade 3	1	0	1
97313	Plasmacytoma, NOS	0	1	1
97513	Langerhans cell histiocytosis	0	1	1

TABLE VI : PATHOLOGY ACCORDING TO SITE (cont.)

		No. of Cases		TOTAL
		MALE	FEMALE	
C42	MALIGNANT NEOPLASM OF HEMATOPOIETIC AND RETICULOENDOTHELIAL SYSTEMS	144	131	275
87203	Malignant melanoma, NOS	1	0	1
95913	Malignant lymphoma, non-Hodgkin, NOS	3	0	3
96803	Malignant lymphoma, large B-cell, diffuse, NOS	4	1	5
96873	Burkitt lymphoma, NOS	1	0	1
96893	Splenic marginal zone-B-cell lymphoma	1	0	1
96903	Follicular lymphoma, NOS	1	0	1
96993	Marginal zone B-cell lymphoma, NOS	0	1	1
97323	Multiple myeloma	37	26	63
98013	Acute leukemia, NOS	1	1	2
98113	B lymphoblastic leukemia/lymphoma, NOS	21	21	42
98233	B-cell chronic lymphocytic leukemia/small lymphocytic lymphoma	13	10	23
98373	Precursor T-cell lymphoblastic leukemia	1	0	1
98403	Acute myeloid leukemia, M6 type	0	1	1
98613	Acute myeloid leukemia, NOS	28	31	59
98633	Chronic myeloid leukemia, NOS	18	14	32
98663	Acute promyelocytic leukemia	1	4	5
98673	Acute myelomonocytic leukemia	0	7	7
98723	Acute myeloid leukemia, minimal differentiation	0	1	1
98733	Acute myeloid leukemia without maturation	3	1	4
98743	Acute myeloid leukemia with maturation	1	7	8
98913	Acute monocytic leukemia	1	1	2
98953	Acute myeloid leukemia with multilineage dysplasia	2	0	2
99303	Myeloid sarcoma	0	1	1
99403	Hairy cell leukemia	1	0	1
99453	Chronic myelomonocytic leukemia, NOS	0	3	3
99503	Polycythemia vera	3	0	3
99893	Myelodysplastic syndrome, NOS	2	0	2
C44	MALIGNANT NEOPLASM OF SKIN	94	150	244
80103	Carcinoma, NOS	1	0	1
80703	Squamous cell carcinoma, NOS	27	21	48
80903	Basal cell carcinoma, NOS	29	59	88
80923	Infiltrating basal cell carcinoma, NOS	2	2	4
80973	Basal cell carcinoma, nodular	16	26	42
81403	Adenocarcinoma, NOS	0	2	2
82473	Merkel cell carcinoma	1	0	1
84083	Eccrine papillary adenocarcinoma	0	1	1
84103	Sebaceous adenocarcinoma	0	1	1
84803	Mucinous adenocarcinoma	2	0	2
85003	Infiltrating duct carcinoma, NOS	0	1	1
85423	Paget's disease, extramammary	1	0	1
87203	Malignant melanoma, NOS	4	7	11
87213	Nodular melanoma	0	2	2
87233	Malignant melanoma, regressing	1	0	1
87433	Superficial spreading melanoma	1	0	1

TABLE VI : PATHOLOGY ACCORDING TO SITE (cont.)

		No. of Cases		
		MALE	FEMALE	TOTAL
87443	Acral lentiginous melanoma, malignant	1	3	4
88113	Fibromyxosarcoma	0	1	1
88323	Dermatofibrosarcoma, NOS	2	9	11
91203	Hemangiosarcoma	0	1	1
91403	Kaposi sarcoma	1	0	1
95903	Malignant lymphoma, NOS	1	0	1
95913	Malignant lymphoma, non-Hodgkin, NOS	0	3	3
96703	Malignant lymphoma, small B lymphocytic, NOS	0	1	1
96803	Malignant lymphoma, large B-cell, diffuse, NOS	1	3	4
96893	Splenic marginal zone-B-cell lymphoma	0	1	1
97003	Mycosis fungoides	3	1	4
97023	Mature T-cell lymphoma, NOS	0	2	2
97093	Cutaneous T-cell lymphoma, NOS	0	1	1
97193	NK/T-cell lymphoma, nasal and nasal-type	0	1	1
97313	Plasmacytoma, NOS	0	1	1
C47	MALIGNANT NEOPLASM OF PERIPHERAL NERVE AND AUTONOMIC NERVOUS SYSTEM	7	7	14
95403	Neurofibrosarcoma	7	7	14
C48	MALIGNANT NEOPLASM OF RETROPERITONIUM AND PERITONIUM	8	14	22
80103	Carcinoma, NOS	1	2	3
80203	Carcinoma, undifferentiated, NOS	1	0	1
80323	Spindle cell carcinoma, NOS	1	0	1
81403	Adenocarcinoma, NOS	0	5	5
84413	Serous cystadenocarcinoma, NOS	0	1	1
88503	Liposarcoma, NOS	0	1	1
88903	Leiomyosarcoma, NOS	0	2	2
89361	Gastrointestinal stromal tumor, NOS	1	0	1
91503	Hemangiopericytoma, malignant	0	1	1
95003	Neuroblastoma, NOS	3	1	4
95713	Perineurioma, malignant	1	0	1
96803	Malignant lymphoma, large B-cell, diffuse, NOS	0	1	1
C49	MALIGNANT NEOPLASM OF OTHER CONNECTIVE TISSUE AND SOFT TISSUE	40	52	92
80123	Large cell carcinoma, NOS	1	0	1
80703	Squamous cell carcinoma, NOS	0	1	1
81403	Adenocarcinoma, NOS	1	0	1
82463	Neuroendocrine carcinoma, NOS	1	0	1
84803	Mucinous adenocarcinoma	0	1	1
87113	Glomus tumor, malignant	0	1	1
87203	Malignant melanoma, NOS	1	0	1
88003	Sarcoma, NOS	2	2	4
88013	Spindle cell sarcoma	1	4	5
88023	Giant cell sarcoma	1	1	2
88043	Epithelioid sarcoma	1	1	2
88113	Fibromyxosarcoma	2	1	3

TABLE VI : PATHOLOGY ACCORDING TO SITE (cont.)

		No. of Cases		
		MALE	FEMALE	TOTAL
88253	Low-grade myofibroblastic sarcoma	0	1	1
88303	Malignant fibrous histiocytoma	3	1	4
88323	Dermatofibrosarcoma, NOS	3	0	3
88503	Liposarcoma, NOS	3	2	5
88513	Liposarcoma, well differentiated	1	4	5
88523	Myxoid liposarcoma	0	2	2
88533	Round cell liposarcoma	1	1	2
88543	Pleomorphic liposarcoma	0	1	1
88583	Dedifferentiated liposarcoma	1	0	1
88903	Leiomyosarcoma, NOS	1	1	2
88953	Myosarcoma	0	1	1
89003	Rhabdomyosarcoma, NOS	0	1	1
89103	Embryonal rhabdomyosarcoma, NOS	0	1	1
89203	Alveolar rhabdomyosarcoma	0	3	3
89903	Mesenchymoma, malignant	0	1	1
89913	Embryonal sarcoma	0	1	1
90403	Synovial sarcoma, NOS	2	2	4
90413	Synovial sarcoma, spindle cell	2	1	3
90643	Germinoma	0	1	1
90803	Teratoma, malignant, NOS	2	1	3
91203	Hemangiosarcoma	2	2	4
91503	Hemangiopericytoma, malignant	1	0	1
91803	Osteosarcoma, NOS	1	0	1
92203	Chondrosarcoma, NOS	1	3	4
92313	Myxoid chondrosarcoma	0	1	1
92603	Ewing sarcoma	0	1	1
95813	Alveolar soft part sarcoma	0	1	1
95913	Malignant lymphoma, non-Hodgkin, NOS	1	0	1
96803	Malignant lymphoma, large B-cell, diffuse, NOS	3	3	6
97143	Anaplastic large cell lymphoma, T cell and null cell type	0	1	1
97193	NK/T-cell lymphoma, nasal and nasal-type	1	0	1
97293	Precursor T-cell lymphoblastic lymphoma	0	1	1
98373	Precursor T-cell lymphoblastic leukemia	0	1	1
C50	MALIGNANT NEOPLASM OF BREAST	2	897	899
80103	Carcinoma, NOS	0	2	2
80223	Pleomorphic carcinoma	0	1	1
81403	Adenocarcinoma, NOS	0	7	7
82003	Adenoid cystic carcinoma	0	1	1
82013	Cribriform carcinoma, NOS	0	1	1
82303	Solid carcinoma, NOS	0	1	1
82463	Neuroendocrine carcinoma, NOS	0	1	1
84803	Mucinous adenocarcinoma	0	12	12
85002	Intraductal carcinoma, noninfiltrating, NOS	0	93	93
85003	Infiltrating duct carcinoma, NOS	2	702	704
85012	Comedocarcinoma, noninfiltrating	0	1	1
85032	Noninfiltrating intraductal papillary adenocarcinoma	0	4	4

TABLE VI : PATHOLOGY ACCORDING TO SITE (cont.)

		No. of Cases		
		MALE	FEMALE	TOTAL
85033	Intraductal papillary adenocarcinoma with invasion	0	15	15
85073	Infiltrating duct micropapillary carcinoma	0	1	1
85103	Medullary carcinoma, NOS	0	2	2
85202	Lobular carcinoma in situ. NOS	0	7	7
85203	Lobular carcinoma, NOS	0	22	22
85223	Infiltrating duct and lobular carcinoma	0	4	4
85232	Intraductal carcinoma mixed with other types of in situ carcinoma	0	4	4
85233	Infiltrating duct mixed with other types of carcinoma	0	5	5
85413	Paget's disease and infiltrating duct carcinoma of breast	0	2	2
85433	Paget's disease and intraductal carcinoma of breast	0	1	1
90203	Phyllodes tumor, malignant	0	3	3
90503	Mesothelioma, malignant	0	1	1
96803	Malignant lymphoma, large B-cell, diffuse, NOS	0	1	1
96873	Burkitt lymphoma, NOS	0	1	1
96993	Marginal zone B-cell lymphoma, NOS	0	2	2
C51	MALIGNANT NEOPLASM OF VULVA	0	14	14
80513	Verrucous carcinoma, NOS	0	1	1
80703	Squamous cell carcinoma, NOS	0	7	7
80713	Squamous cell carcinoma, keratinizing, NOS	0	1	1
80723	Squamous cell carcinoma, large cell, nonkeratinizing, NOS	0	1	1
80833	Basaloid squamous cell carcinoma	0	1	1
81403	Adenocarcinoma, NOS	0	1	1
85423	Paget's disease, extramammary	0	2	2
C52	MALIGNANT NEOPLASM OF VAGINA	0	8	8
80703	Squamous cell carcinoma, NOS	0	4	4
84413	Serous cystadenocarcinoma, NOS	0	1	1
87203	Malignant melanoma, NOS	0	1	1
87213	Nodular melanoma	0	1	1
90713	Yolk sac tumor	0	1	1
C53	MALIGNANT NEOPLASM OF CERVIX	0	333	333
80103	Carcinoma, NOS	0	2	2
80413	Small cell carcinoma, NOS	0	3	3
80523	Papillary squamous cell carcinoma	0	3	3
80703	Squamous cell carcinoma, NOS	0	109	109
80713	Squamous cell carcinoma, keratinizing, NOS	0	35	35
80723	Squamous cell carcinoma, large cell, nonkeratinizing, NOS	0	83	83
80733	Squamous cell carcinoma, small cell, nonkeratinizing	0	1	1
80743	Squamous cell carcinoma, spindle cell	0	1	1
80763	Squamous cell carcinoma, microinvasive	0	5	5
80983	Adenoid basal carcinoma	0	1	1
81403	Adenocarcinoma, NOS	0	57	57
82463	Neuroendocrine carcinoma, NOS	0	1	1
83233	Mixed cell adenocarcinoma	0	2	2
83803	Endometrioid adenocarcinoma, NOS	0	4	4

TABLE VI : PATHOLOGY ACCORDING TO SITE (cont.)

		No. of Cases		
		MALE	FEMALE	TOTAL
83843	Adenocarcinoma, endocervical type	0	6	6
84803	Mucinous adenocarcinoma	0	3	3
84823	Mucinous adenocarcinoma, endocervical type	0	2	2
85603	Adenosquamous carcinoma	0	11	11
85743	Adenocarcinoma with neuroendocrine differentiation	0	2	2
88903	Leiomyosarcoma, NOS	0	1	1
89803	Carcinosarcoma, NOS	0	1	1
C54-C55	MALIGNANT NEOPLASM OF CORPUS UTERI AND UTERUS PART UNSPECIFIED	0	190	190
80103	Carcinoma, NOS	0	1	1
80703	Squamous cell carcinoma, NOS	0	3	3
81403	Adenocarcinoma, NOS	0	12	12
83103	Clear cell adenocarcinoma, NOS	0	3	3
83233	Mixed cell adenocarcinoma	0	9	9
83803	Endometrioid adenocarcinoma, NOS	0	134	134
83833	Endometrioid adenocarcinoma, ciliated cell variant	0	1	1
84413	Serous cystadenocarcinoma, NOS	0	4	4
85603	Adenosquamous carcinoma	0	1	1
88013	Spindle cell sarcoma	0	1	1
88903	Leiomyosarcoma, NOS	0	8	8
89333	Adenosarcoma	0	2	2
89503	Mullerian mixed tumor	0	4	4
89633	Malignant rhabdoid tumor	0	1	1
89803	Carcinosarcoma, NOS	0	4	4
96803	Malignant lymphoma, large B-cell, diffuse, NOS	0	2	2
C56	MALIGNANT NEOPLASM OF OVARY	0	160	160
80103	Carcinoma, NOS	0	3	3
80703	Squamous cell carcinoma, NOS	0	1	1
81403	Adenocarcinoma, NOS	0	13	13
82603	Papillary adenocarcinoma, NOS	0	3	3
83103	Clear cell adenocarcinoma, NOS	0	39	39
83233	Mixed cell adenocarcinoma	0	6	6
83803	Endometrioid adenocarcinoma, NOS	0	21	21
84413	Serous cystadenocarcinoma, NOS	0	40	40
84603	Papillary serous cystadenocarcinoma	0	2	2
84703	Mucinous cystadenocarcinoma, NOS	0	11	11
84803	Mucinous adenocarcinoma	0	11	11
85603	Adenosquamous carcinoma	0	2	2
88503	Liposarcoma, NOS	0	1	1
88903	Leiomyosarcoma, NOS	0	1	1
90603	Dysgerminoma	0	2	2
90803	Teratoma, malignant, NOS	0	4	4
C57	OTHER AND UNSPECIFIED FEMALE GENITAL ORGANS	0	3	3
81403	Adenocarcinoma, NOS	0	1	1
84413	Serous cystadenocarcinoma, NOS	0	1	1
84803	Mucinous adenocarcinoma	0	1	1

TABLE VI : PATHOLOGY ACCORDING TO SITE (cont.)

		No. of Cases		
		MALE	FEMALE	TOTAL
C58	MALIGNANT NEOPLASM OF PLACENTA	0	15	15
	84073 Sclerosing sweat duct carcinoma	0	1	1
	91003 Choriocarcinoma, NOS	0	14	14
C60	MALIGNANT NEOPLASM OF PENIS	13	0	13
	80703 Squamous cell carcinoma, NOS	12	0	12
	80903 Basal cell carcinoma, NOS	1	0	1
C61	MALIGNANT NEOPLASM OF PROSTATE	470	0	470
	80103 Carcinoma, NOS	1	0	1
	81203 Transitional cell carcinoma, NOS	1	0	1
	81403 Adenocarcinoma, NOS	464	0	464
	84803 Mucinous adenocarcinoma	1	0	1
	85503 Acinar cell carcinoma	1	0	1
	89103 Embryonal rhabdomyosarcoma, NOS	1	0	1
	96803 Malignant lymphoma, large B-cell, diffuse, NOS	1	0	1
C62	MALIGNANT NEOPLASM OF TESTIS	14	0	14
	89103 Embryonal rhabdomyosarcoma, NOS	1	0	1
	90613 Seminoma, NOS	5	0	5
	90713 Yolk sac tumor	2	0	2
	91003 Choriocarcinoma, NOS	1	0	1
	96803 Malignant lymphoma, large B-cell, diffuse, NOS	4	0	4
	97193 NK/T-cell lymphoma, nasal and nasal-type	1	0	1
C63	MALIGNANT NEOPLASM OF OTHER AND UNSPECIFIED MALE GENITAL ORGAN	2	0	2
	80703 Squamous cell carcinoma, NOS	1	0	1
	85423 Paget's disease, extramammary	1	0	1
C64	MALIGNANT NEOPLASM OF KIDNEY	52	35	87
	80103 Carcinoma, NOS	1	0	1
	80413 Small cell carcinoma, NOS	0	1	1
	80703 Squamous cell carcinoma, NOS	1	0	1
	81203 Transitional cell carcinoma, NOS	3	7	10
	82553 Adenocarcinoma with mixed subtypes	1	0	1
	82603 Papillary adenocarcinoma, NOS	1	2	3
	83103 Clear cell adenocarcinoma, NOS	6	2	8
	83123 Renal cell carcinoma, NOS	35	19	54
	83173 Renal cell carcinoma, chromophobe type	2	0	2
	83183 Renal cell carcinoma, sarcomatoid	0	1	1
	88903 Leiomyosarcoma, NOS	0	1	1
	88963 Myxoid leiomyosarcoma	0	1	1
	89603 Nephroblastome, NOS	1	0	1
	95913 Malignant lymphoma, non-Hodgkin, NOS	1	0	1
	96713 Malignant lymphoma, lymphoplasmacytic	0	1	1
C65	MALIGNANT NEOPLASM OF RENAL PELVIS	2	3	5
	81203 Transitional cell carcinoma, NOS	2	3	5

TABLE VI : PATHOLOGY ACCORDING TO SITE (cont.)

		No. of Cases		
		MALE	FEMALE	TOTAL
C66	MALIGNANT NEOPLASM OF URETER	4	6	10
	81203 Transitional cell carcinoma, NOS	4	6	10
C67-C68	MALIGNANT NEOPLASM OF BLADDER AND OF OTHER AND UNSPECIFIED PART OF URINARY ORGANS	123	54	177
	80103 Carcinoma, NOS	2	0	2
	80703 Squamous cell carcinoma, NOS	0	1	1
	81203 Transitional cell carcinoma, NOS	116	49	165
	81303 Papillary transitional cell carcinoma	2	0	2
	81403 Adenocarcinoma, NOS	2	1	3
	89003 Rhabdomyosarcoma, NOS	0	1	1
	89103 Embryonal rhabdomyosarcoma, NOS	1	2	3
C69	MALIGNANT NEOPLASM OF EYE AND ADNEXA	21	11	32
	82003 Adenoid cystic carcinoma	2	0	2
	84303 Mucoepidermoid carcinoma	0	1	1
	84803 Mucinous adenocarcinoma	0	1	1
	87203 Malignant melanoma, NOS	1	1	2
	87743 Spindle cell melanoma, type B	1	0	1
	89003 Rhabdomyosarcoma, NOS	1	0	1
	92603 Ewing sarcoma	1	0	1
	95103 Retinoblastoma, NOS	8	4	12
	96803 Malignant lymphoma, large B-cell, diffuse, NOS	2	2	4
	96993 Marginal zone B-cell lymphoma, NOS	5	2	7
C71	MALIGNANT NEOPLASM OF BRAIN	59	44	103
	90643 Germinoma	2	2	4
	90853 Mixed germ cell tumor	2	0	2
	91503 Hemangiopericytoma, malignant	0	1	1
	92203 Chondrosarcoma, NOS	1	0	1
	93643 Peripheral neuroectodermal tumor	0	1	1
	93703 Chordoma, NOS	1	0	1
	93803 Glioma, malignant	0	3	3
	93823 Mixed glioma	2	1	3
	93903 Choroid plexus carcinoma	1	0	1
	94003 Astrocytoma, NOS	6	6	12
	94013 Astrocytoma, anaplastic	3	1	4
	94103 Protoplasmic astrocytoma	0	1	1
	94113 Gemistocytic astrocytoma	0	1	1
	94203 Fibrillary astrocytoma	0	1	1
	94403 Glioblastoma, NOS	25	11	36
	94413 Giant cell glioblastoma	0	1	1
	94423 Gliosarcoma	1	0	1
	94503 Oligodendroglioma, NOS	4	3	7
	94513 Oligodendroglioma, anaplastic	2	0	2
	94703 Medulloblastoma, NOS	5	3	8
	94733 Primitive neuroectodermal tumor, NOS	1	0	1

TABLE VI : PATHOLOGY ACCORDING TO SITE (cont.)

		No. of Cases		
		MALE	FEMALE	TOTAL
96733	Mantle cell lymphoma	1	0	1
96803	Malignant lymphoma, large B-cell, diffuse, NOS	2	7	9
97313	Plasmacytoma, NOS	0	1	1
C72	MALIGNANT NEOPLASM OF SPINAL CORD, CRANIAL	4	8	12
93913	Ependymoma, NOS	0	4	4
94003	Astrocytoma, NOS	0	1	1
94013	Astrocytoma, anaplastic	1	0	1
94213	Pilocytic astrocytoma	0	1	1
96803	Malignant lymphoma, large B-cell, diffuse, NOS	2	2	4
97193	NK/T-cell lymphoma, nasal and nasal-type	1	0	1
C73	MALIGNANT NEOPLASM OF THYROID	48	203	251
80103	Carcinoma, NOS	0	1	1
80213	Carcinoma, anaplastic, NOS	0	2	2
80503	Papillary carcinoma, NOS	0	1	1
82603	Papillary adenocarcinoma, NOS	32	113	145
82903	Oxyphilic adenocarcinoma	0	1	1
83303	Follicular adenocarcinoma, NOS	5	17	22
83313	Follicular adenocarcinoma, well differentiated	0	1	1
83353	Follicular carcinoma, minimally invasive	1	7	8
83403	Papillary carcinoma, follicular variant	2	18	20
83413	Papillary microcarcinoma	6	37	43
85103	Medullary carcinoma, NOS	1	3	4
88903	Leiomyosarcoma, NOS	0	1	1
89803	Carcinosarcoma, NOS	0	1	1
96803	Malignant lymphoma, large B-cell, diffuse, NOS	1	0	1
C74	MALIGNANT NEOPLASM OF ADRENAL GLAND	2	9	11
83703	Adrenal cortical carcinoma	0	6	6
87003	Pheochromocytoma, malignant	0	1	1
95003	Neuroblastoma, NOS	2	2	4
C75	MALIGNANT NEOPLASM OF OTHER ENDOCRINE GLANDS AND RELATE STRUCTURES	4	0	4
80103	Carcinoma, NOS	1	0	1
90643	Germinoma	1	0	1
90853	Mixed germ cell tumor	2	0	2

TABLE VI : PATHOLOGY ACCORDING TO SITE (cont.)

		No. of Cases		
		MALE	FEMALE	TOTAL
C76,C80	MALIGNANT NEOPLASM WITHOUT SPECIFIED SITE AND METASTATIC MALIGNANCY IN VARIOUS SITES	50	48	98
80103	Carcinoma, NOS	9	7	16
80203	Carcinoma, undifferentiated, NOS	1	1	2
80703	Squamous cell carcinoma, NOS	10	2	12
80713	Squamous cell carcinoma, keratinizing, NOS	1	0	1
80723	Squamous cell carcinoma, large cell, nonkeratinizing, NOS	1	0	1
81403	Adenocarcinoma, NOS	23	29	52
82463	Neuroendocrine carcinoma, NOS	1	2	3
83123	Renal cell carcinoma, NOS	0	1	1
84803	Mucinous adenocarcinoma	0	2	2
84903	Signet ring cell carcinoma	1	0	1
85003	Infiltrating duct carcinoma, NOS	0	2	2
89361	Gastrointestinal stromal tumor, NOS	2	0	2
90713	Yolk sac tumor	0	1	1
95913	Malignant lymphoma, non-Hodgkin, NOS	1	0	1
96803	Malignant lymphoma, large B-cell, diffuse, NOS	0	1	1
C77	MALIGNANT LYMPHOMAS	90	101	191
80203	Carcinoma, undifferentiated, NOS	0	1	1
80223	Pleomorphic carcinoma	0	1	1
80503	Papillary carcinoma, NOS	0	1	1
80703	Squamous cell carcinoma, NOS	2	0	2
81403	Adenocarcinoma, NOS	0	2	2
85003	Infiltrating duct carcinoma, NOS	0	1	1
95903	Malignant lymphoma, NOS	0	2	2
95913	Malignant lymphoma, non-Hodgkin, NOS	5	4	9
96503	Hodgkin lymphoma, NOS	4	10	14
96513	Hodgkin lymphoma, lymphocyte-rich	1	1	2
96523	Hodgkin lymphoma, mixed cellularity, NOS	1	3	4
96593	Hodgkin lymphoma, lymphocytic predominance, nodular	1	0	1
96633	Hodgkin lymphoma, nodular sclerosis, NOS	3	1	4
96703	Malignant lymphoma, small B lymphocytic, NOS	1	3	4
96713	Malignant lymphoma, lymphoplasmacytic	1	1	2
96733	Mantle cell lymphoma	1	1	2
96803	Malignant lymphoma, large B-cell, diffuse, NOS	36	44	80
96873	Burkitt lymphoma, NOS	7	2	9
96903	Follicular lymphoma, NOS	4	9	13
96913	Follicular lymphoma, grade 2	1	0	1
96953	Follicular lymphoma, grade 1	3	0	3
96983	Follicular lymphoma, grade 3	2	1	3
96993	Marginal zone B-cell lymphoma, NOS	3	3	6
97023	Mature T-cell lymphoma, NOS	9	4	13
97053	Angioimmunoblastic T-cell lymphoma	2	3	5
97143	Anaplastic large cell lymphoma, T cell and null cell type	0	1	1
97293	Precursor T-cell lymphoblastic lymphoma	2	0	2
98233	B-cell chronic lymphocytic leukemia/small lymphocytic lymphoma	0	1	1
98373	Precursor T-cell lymphoblastic leukemia	1	1	2

TABLE VI : PATHOLOGY ACCORDING TO SITE (cont.)

		No. of Cases		
		MALE	FEMALE	TOTAL
Z850	PERSONAL HISTORY OF MALIGNANT NEOPLASM OF DIGESTIVE ORGANS	6	6	12
	81403 Adenocarcinoma, NOS	5	6	11
	84803 Mucinous adenocarcinoma	1	0	1
Z851	PERSONAL HISTORY OF MALIGNANT NEOPLASM OF TRACHEA, BRONCHUS AND LUNG	1	4	5
	81403 Adenocarcinoma, NOS	1	4	5
Z853	PERSONAL HISTORY OF MALIGNANT NEOPLASM OF BREAST	0	9	9
	85003 Infiltrating duct carcinoma, NOS	0	8	8
	85203 Lobular carcinoma, NOS	0	1	1
Z854	PERSONAL HISTORY OF MALIGNANT NEOPLASM OF GENITAL ORGANS	0	1	1
	84603 Papillary serous cystadenocarcinoma	0	1	1
Z855	PERSONAL HISTORY OF MALIGNANT NEOPLASM OF URINARY TRACT	2	3	5
	81203 Transitional cell carcinoma, NOS	2	3	5
Z858	PERSONAL HISTORY OF MALIGNANT NEOPLASM OF OTHER ORGANS AND SYSTEMS	1	1	2
	82603 Papillary adenocarcinoma, NOS	1	0	1
	91803 Osteosarcoma, NOS	0	1	1

TABLE VII: PRIMARY SITE IN CHILDHOOD BY AGE GROUP

CODE		No.of cases			0 - 4		5 - 10		10 - 15	
		TOTAL	M	F	M	F	M	F	M	F
TOTAL		96	46	50	4	1	22	27	20	22
C00-C10,C12-C14	ORAL CAVITY	3	1	2	0	0	0	1	1	1
C11,C30-C32	EAR, NOSE, THROAT	2	2	0	0	0	1	0	1	0
C15-C17,C26	UPPER GI	1	1	0	1	0	0	0	0	0
C22-C25	LIVER	3	0	3	0	0	0	2	0	1
C33-C39	LUNG	1	1	0	0	0	1	0	0	0
C38	HEART,MEDIASTINUM, AND PLEURA	2	1	1	0	0	0	0	1	1
C40-C41,C49	BONE	17	6	11	2	1	1	4	3	6
C42	HEMATOPOIETIC	16	4	12	0	0	2	8	2	4
C48	RETROPERITONEUM AND PERITONEUM	4	3	1	1	0	1	1	1	0
C51-52,C54-C55, C57-C58	GYNE	1	0	1	0	0	0	1	0	0
C60,C62-C63	MALE GENITAL ORGANS	1	1	0	0	0	1	0	0	0
C64-C68	URO	6	3	3	0	0	3	3	0	0
C69	EYE	13	9	4	0	0	8	4	1	0
C70-C72	NEURO	12	6	6	0	0	2	1	4	5
C73-C75	THYROID	7	5	2	0	0	1	1	4	1
C76	OTHER AND ILL-DEFINED PRIMARYSITE	1	0	1	0	0	0	1	0	0
C77	LYMPH NODES	6	3	3	0	0	1	0	2	3

TABLE VIII : LYMPHOMA PATHOLOGY ACCORDING TO SITE

CODE	SITE	No. of Cases		
		MALE	FEMALE	TOTAL
	NODAL LYMPHOMA AND EXTRANODAL LYMPHOMA	196	184	380
	NODAL LYMPHOMA	87	93	180
C770	Lymph Nodes: HeadFaceNeck	48	57	105
95913	Malignant lymphoma, non-Hodgkin, NOS	3	3	6
96503	Hodgkin lymphoma, NOS	3	8	11
96513	Hodgkin lymphoma, lymphocyte-rich	1	0	1
96523	Hodgkin lymphoma, mixed cellularity, NOS	1	3	4
96593	Hodgkin lymphoma, lymphocytic predominance, nodular	1	0	1
96633	Hodgkin lymphoma, nodular sclerosis, NOS	3	1	4
96703	Malignant lymphoma, small B lymphocytic, NOS	0	1	1
96713	Malignant lymphoma, lymphoplasmacytic	0	1	1
96733	Mantle cell lymphoma	1	1	2
96803	Malignant lymphoma, large B-cell, diffuse, NOS	23	26	49
96873	Burkitt lymphoma, NOS	2	2	4
96903	Follicular lymphoma, NOS	1	2	3
96953	Follicular lymphoma, grade 1	1	0	1
96983	Follicular lymphoma, grade 3	1	1	2
96993	Marginal zone B-cell lymphoma, NOS	1	3	4
97023	Mature T-cell lymphoma, NOS	3	2	5
97053	Angioimmunoblastic T-cell lymphoma	2	2	4
97143	Anaplastic large cell lymphoma, T cell and null cell type	0	1	1
97293	Precursor T-cell lymphoblastic lymphoma	1	0	1
C771	Intrathoracic Lymph Nodes	1	3	4
96503	Hodgkin lymphoma, NOS	0	2	2
96803	Malignant lymphoma, large B-cell, diffuse, NOS	0	1	1
96993	Marginal zone B-cell lymphoma, NOS	1	0	1
C772	Intra-abdominal LymphNodes	11	7	18
96703	Malignant lymphoma, small B lymphocytic, NOS	1	0	1
96803	Malignant lymphoma, large B-cell, diffuse, NOS	5	5	10
96873	Burkitt lymphoma, NOS	1	0	1
96903	Follicular lymphoma, NOS	0	2	2
97023	Mature T-cell lymphoma, NOS	3	0	3
97293	Precursor T-cell lymphoblastic lymphoma	1	0	1
C773	Lymph Nodes of axilla or arm	1	7	8
95903	Malignant lymphoma, NOS	0	1	1
96803	Malignant lymphoma, large B-cell, diffuse, NOS	0	4	4
96903	Follicular lymphoma, NOS	0	2	2
96953	Follicular lymphoma, grade 1	1	0	1

TABLE VIII : LYMPHOMA PATHOLOGY ACCORDING TO SITE (cont.)

CODE	SITE	No. of Cases		TOTAL
		MALE	FEMALE	
C774	Lymph Nodes: Leg	10	9	19
95913	Malignant lymphoma, non-Hodgkin, NOS	1	0	1
96503	Hodgkin lymphoma, NOS	1	0	1
96513	Hodgkin lymphoma, lymphocyte-rich	0	1	1
96703	Malignant lymphoma, small B lymphocytic, NOS	0	1	1
96803	Malignant lymphoma, large B-cell, diffuse, NOS	4	4	8
96873	Burkitt lymphoma, NOS	1	0	1
96903	Follicular lymphoma, NOS	2	2	4
96913	Follicular lymphoma, grade 2	1	0	1
97023	Mature T-cell lymphoma, NOS	0	1	1
C775	Pelvic Lymph Nodes	2	0	2
96713	Malignant lymphoma, lymphoplasmacytic	1	0	1
96803	Malignant lymphoma, large B-cell, diffuse, NOS	1	0	1
C778	Lymph Nodes: multiple region	5	0	5
96803	Malignant lymphoma, large B-cell, diffuse, NOS	1	0	1
96873	Burkitt lymphoma, NOS	1	0	1
96903	Follicular lymphoma, NOS	1	0	1
96983	Follicular lymphoma, grade 3	1	0	1
97023	Mature T-cell lymphoma, NOS	1	0	1
C779	Lymph Node NOS	9	10	19
95903	Malignant lymphoma, NOS	0	1	1
95913	Malignant lymphoma, non-Hodgkin, NOS	1	1	2
96703	Malignant lymphoma, small B lymphocytic, NOS	0	1	1
96803	Malignant lymphoma, large B-cell, diffuse, NOS	2	4	6
96873	Burkitt lymphoma, NOS	2	0	2
96903	Follicular lymphoma, NOS	0	1	1
96953	Follicular lymphoma, grade 1	1	0	1
96993	Marginal zone B-cell lymphoma, NOS	1	0	1
97023	Mature T-cell lymphoma, NOS	2	1	3
97053	Angioimmunoblastic T-cell lymphoma	0	1	1

TABLE VIII : LYMPHOMA PATHOLOGY ACCORDING TO SITE (cont.)

CODE	SITE	No. of Cases		
		MALE	FEMALE	TOTAL
	EXTRANODAL LYMPHOMA	109	91	200
C019	Tongue: Base NOS	1	1	2
	96803 Malignant lymphoma, large B-cell, diffuse, NOS	1	1	2
C051	Soft Palate NOS	0	2	2
	96733 Mantle cell lymphoma	0	1	1
	96993 Marginal zone B-cell lymphoma, NOS	0	1	1
C060	Cheek Mucosa	0	1	1
	96903 Follicular lymphoma, NOS	0	1	1
C079	Parotid Gland	2	0	2
	96803 Malignant lymphoma, large B-cell, diffuse, NOS	2	0	2
C099	Tonsil NOS	11	10	21
	95913 Malignant lymphoma, non-Hodgkin, NOS	1	0	1
	96733 Mantle cell lymphoma	1	0	1
	96803 Malignant lymphoma, large B-cell, diffuse, NOS	8	8	16
	96873 Burkitt lymphoma, NOS	1	0	1
	96903 Follicular lymphoma, NOS	0	2	2
C119	Nasopharynx NOS	9	6	15
	96703 Malignant lymphoma, small B lymphocytic, NOS	1	0	1
	96733 Mantle cell lymphoma	1	0	1
	96803 Malignant lymphoma, large B-cell, diffuse, NOS	3	3	6
	96873 Burkitt lymphoma, NOS	1	0	1
	96993 Marginal zone B-cell lymphoma, NOS	2	1	3
	97023 Mature T-cell lymphoma, NOS	0	1	1
	97193 NK/T-cell lymphoma, nasal and nasal-type	1	1	2
C162	Stomach: Body	1	0	1
	96873 Burkitt lymphoma, NOS	1	0	1
C169	Stomach, NOS	13	5	18
	95903 Malignant lymphoma, NOS	0	1	1
	95913 Malignant lymphoma, non-Hodgkin, NOS	1	0	1
	96733 Mantle cell lymphoma	1	0	1
	96803 Malignant lymphoma, large B-cell, diffuse, NOS	7	3	10
	96993 Marginal zone B-cell lymphoma, NOS	4	1	5
C170	Duodenum	1	1	2
	96803 Malignant lymphoma, large B-cell, diffuse, NOS	1	1	2
C171	Jejunum	3	2	5
	95913 Malignant lymphoma, non-Hodgkin, NOS	1	0	1
	96803 Malignant lymphoma, large B-cell, diffuse, NOS	2	1	3
	96873 Burkitt lymphoma, NOS	0	1	1

TABLE VIII : LYMPHOMA PATHOLOGY ACCORDING TO SITE (cont.)

CODE	SITE	No. of Cases		TOTAL
		MALE	FEMALE	
C172	Ileum	2	0	2
	96803 Malignant lymphoma, large B-cell, diffuse, NOS	1	0	1
	96873 Burkitt lymphoma, NOS	1	0	1
C182	Colon: Ascending	1	0	1
	96803 Malignant lymphoma, large B-cell, diffuse, NOS	1	0	1
C183	Colon: Hepatic Flexure	0	1	1
	96803 Malignant lymphoma, large B-cell, diffuse, NOS	0	1	1
C186	Colon: Descending	1	0	1
	95913 Malignant lymphoma, non-Hodgkin, NOS	1	0	1
C187	Colon: Sigmoid	1	0	1
	95913 Malignant lymphoma, non-Hodgkin, NOS	1	0	1
C199	Rectosigmoid Junction	1	0	1
	96803 Malignant lymphoma, large B-cell, diffuse, NOS	1	0	1
C220	Liver	0	1	1
	96803 Malignant lymphoma, large B-cell, diffuse, NOS	0	1	1
C250	Pancreas: Head	1	0	1
	96803 Malignant lymphoma, large B-cell, diffuse, NOS	1	0	1
C252	Pancreas: Tail	0	1	1
	96803 Malignant lymphoma, large B-cell, diffuse, NOS	0	1	1
C300	Nasal Cavity	7	6	13
	95903 Malignant lymphoma, NOS	1	0	1
	96803 Malignant lymphoma, large B-cell, diffuse, NOS	3	3	6
	96843 Malignant lymphoma, large B-cell, diffuse, immunoblastic, NOS	1	0	1
	96873 Burkitt lymphoma, NOS	1	0	1
	97193 NK/T-cell lymphoma, nasal and nasal-type	1	3	4
C310	Maxillary Sinus	2	2	4
	95913 Malignant lymphoma, non-Hodgkin, NOS	0	1	1
	96803 Malignant lymphoma, large B-cell, diffuse, NOS	2	0	2
	97193 NK/T-cell lymphoma, nasal and nasal-type	0	1	1
C341	Lung: Upper Lobe	1	0	1
	96803 Malignant lymphoma, large B-cell, diffuse, NOS	1	0	1
C343	Lung: Lower Lobe	0	1	1
	96993 Marginal zone B-cell lymphoma, NOS	0	1	1
C349	Lung NOS	1	0	1
	96803 Malignant lymphoma, large B-cell, diffuse, NOS	1	0	1

TABLE VIII : LYMPHOMA PATHOLOGY ACCORDING TO SITE (cont.)

CODE	SITE	No. of Cases		
		MALE	FEMALE	TOTAL
C379	Thymus	0	1	1
96803	Malignant lymphoma, large B-cell, diffuse, NOS	0	1	1
C381	Mediastinum: Anterior	5	6	11
95913	Malignant lymphoma, non-Hodgkin, NOS	1	0	1
96803	Malignant lymphoma, large B-cell, diffuse, NOS	3	5	8
97143	Anaplastic large cell lymphoma, T cell and null cell type	0	1	1
97293	Precursor T-cell lymphoblastic lymphoma	1	0	1
C384	Pleura NOS	1	0	1
96803	Malignant lymphoma, large B-cell, diffuse, NOS	1	0	1
C412	Bone: Vertebral Column	2	0	2
96903	Follicular lymphoma, NOS	1	0	1
96983	Follicular lymphoma, grade 3	1	0	1
C413	Bone: Rib, Sternum, Clavicle	0	1	1
96803	Malignant lymphoma, large B-cell, diffuse, NOS	0	1	1
C414	Bone: Pelvic, Sacrum, Coccyx	0	1	1
96803	Malignant lymphoma, large B-cell, diffuse, NOS	0	1	1
C421	Bone Marrow	6	2	8
95913	Malignant lymphoma, non-Hodgkin, NOS	3	0	3
96803	Malignant lymphoma, large B-cell, diffuse, NOS	1	1	2
96873	Burkitt lymphoma, NOS	1	0	1
96903	Follicular lymphoma, NOS	1	0	1
96993	Marginal zone B-cell lymphoma, NOS	0	1	1
C422	Spleen	4	0	4
96803	Malignant lymphoma, large B-cell, diffuse, NOS	3	0	3
96893	Splenic marginal zone-B-cell lymphoma	1	0	1
C442	External Ear	0	1	1
96803	Malignant lymphoma, large B-cell, diffuse, NOS	0	1	1
C443	Skin: Cheek ChinFaceForehead	0	2	2
97023	Mature T-cell lymphoma, NOS	0	1	1
97193	NK/T-cell lymphoma, nasal and nasal-type	0	1	1
C444	Skin of Scalp and Neck	1	2	3
95903	Malignant lymphoma, NOS	1	0	1
96703	Malignant lymphoma, small B lymphocytic, NOS	0	1	1
96893	Splenic marginal zone-B-cell lymphoma	0	1	1
C445	Skin of Trunk	3	2	5
95913	Malignant lymphoma, non-Hodgkin, NOS	0	2	2
96803	Malignant lymphoma, large B-cell, diffuse, NOS	1	0	1
97003	Mycosis fungoides	2	0	2

TABLE VIII : LYMPHOMA PATHOLOGY ACCORDING TO SITE (cont.)

CODE	SITE	No. of Cases		TOTAL
		MALE	FEMALE	
C446	Skin of upper limb & shoulder	1	3	4
	96803 Malignant lymphoma, large B-cell, diffuse, NOS	0	1	1
	97003 Mycosis fungoides	1	1	2
	97093 Cutaneous T-cell lymphoma, NOS	0	1	1
C447	Skin of lower limb and hip	0	3	3
	95913 Malignant lymphoma, non-Hodgkin, NOS	0	1	1
	96803 Malignant lymphoma, large B-cell, diffuse, NOS	0	1	1
	97023 Mature T-cell lymphoma, NOS	0	1	1
C480	Retroperitoneum	0	1	1
	96803 Malignant lymphoma, large B-cell, diffuse, NOS	0	1	1
C490	Connective: Head, Face, Neck	1	2	3
	95913 Malignant lymphoma, non-Hodgkin, NOS	1	0	1
	96803 Malignant lymphoma, large B-cell, diffuse, NOS	0	1	1
	97293 Precursor T-cell lymphoblastic lymphoma	0	1	1
C491	Connective Upperlimb Shoulder	1	1	2
	96803 Malignant lymphoma, large B-cell, diffuse, NOS	0	1	1
	97193 NK/T-cell lymphoma, nasal and nasal-type	1	0	1
C492	Connective: Lower limb & hip	1	1	2
	96803 Malignant lymphoma, large B-cell, diffuse, NOS	1	1	2
C493	Connective: Thorax	0	1	1
	97143 Anaplastic large cell lymphoma, T cell and null cell type	0	1	1
C496	Connective: Trunk NOS	1	0	1
	96803 Malignant lymphoma, large B-cell, diffuse, NOS	1	0	1
C499	Connective NOS	1	0	1
	96803 Malignant lymphoma, large B-cell, diffuse, NOS	1	0	1
C501	Central portion of breast	0	1	1
	96993 Marginal zone B-cell lymphoma, NOS	0	1	1
C504	Upper-outer quadrant breast	0	1	1
	96993 Marginal zone B-cell lymphoma, NOS	0	1	1
C509	Breast NOS	0	2	2
	96803 Malignant lymphoma, large B-cell, diffuse, NOS	0	1	1
	96873 Burkitt lymphoma, NOS	0	1	1
C559	Uterus NOS	0	2	2
	96803 Malignant lymphoma, large B-cell, diffuse, NOS	0	2	2

TABLE VIII : LYMPHOMA PATHOLOGY ACCORDING TO SITE (cont.)

CODE	SITE	No. of Cases		
		MALE	FEMALE	TOTAL
C619	Prostate gland	1	0	1
96803	Malignant lymphoma, large B-cell, diffuse, NOS	1	0	1
C629	Testis NOS	5	0	5
96803	Malignant lymphoma, large B-cell, diffuse, NOS	4	0	4
97193	NK/T-cell lymphoma, nasal and nasal-type	1	0	1
C649	Kidney NOS	1	1	2
95913	Malignant lymphoma, non-Hodgkin, NOS	1	0	1
96713	Malignant lymphoma, lymphoplasmacytic	0	1	1
C696	Orbit NOS	7	4	11
96803	Malignant lymphoma, large B-cell, diffuse, NOS	2	2	4
96993	Marginal zone B-cell lymphoma, NOS	5	2	7
C711	Frontal Lobe	1	2	3
96803	Malignant lymphoma, large B-cell, diffuse, NOS	1	2	3
C712	Temporal Lobe	1	1	2
96733	Mantle cell lymphoma	1	0	1
96803	Malignant lymphoma, large B-cell, diffuse, NOS	0	1	1
C713	Parietal Lobe	0	2	2
96803	Malignant lymphoma, large B-cell, diffuse, NOS	0	2	2
C714	Occipital Lobe	0	1	1
96803	Malignant lymphoma, large B-cell, diffuse, NOS	0	1	1
C719	Brain NOS	1	1	2
96803	Malignant lymphoma, large B-cell, diffuse, NOS	1	1	2
C720	Spinal Cord	1	0	1
96803	Malignant lymphoma, large B-cell, diffuse, NOS	1	0	1
C729	Nervous System NOS	2	2	4
96803	Malignant lymphoma, large B-cell, diffuse, NOS	1	2	3
97193	NK/T-cell lymphoma, nasal and nasal-type	1	0	1
C739	Thyroid Gland	1	0	1
96803	Malignant lymphoma, large B-cell, diffuse, NOS	1	0	1
C765	Lower Limb NOS	0	1	1
96803	Malignant lymphoma, large B-cell, diffuse, NOS	0	1	1
C809	Unknown Primary Site	1	0	1
95913	Malignant lymphoma, non-Hodgkin, NOS	1	0	1

TABLE IX : MALIGNANT LYMPHOMA BY PATHOLOGY

CODE	SITE	No. of Cases		TOTAL
		MALE	FEMALE	
	GRAND TOTAL	196	184	380
MALIGNANT LYMPHOMA, NOS OR DIFFUSE		2	3	5
95903	Malignant lymphoma, NOS	2	3	5
HODGKINS DISEASE		10	15	25
96503	Hodgkin lymphoma, NOS	4	10	14
96513	Hodgkin lymphoma, lymphocyte-rich	1	1	2
96523	Hodgkin lymphoma, mixed cellularity, NOS	1	3	4
96593	Hodgkin lymphoma, lymphocytic predominance, nodular	1	0	1
96633	Hodgkin lymphoma, nodular sclerosis, NOS	3	1	4
NON-HODGKINS DISEASE		184	166	350
95913	Malignant lymphoma, non-Hodgkin, NOS	17	8	25
96703	Malignant lymphoma, small B lymphocytic, NOS	2	4	6
96713	Malignant lymphoma, lymphoplasmacytic	1	2	3
96733	Mantle cell lymphoma	5	2	7
96803	Malignant lymphoma, large B-cell, diffuse, NOS	95	98	193
96843	Malignant lymphoma, large B-cell, diffuse, immunoblastic, NOS	1	0	1
96873	Burkitt lymphoma, NOS	13	4	17
96893	Splenic marginal zone-B-cell lymphoma	1	1	2
96903	Follicular lymphoma, NOS	6	12	18
96913	Follicular lymphoma, grade 2	1	0	1
96953	Follicular lymphoma, grade 1	3	0	3
96983	Follicular lymphoma, grade 3	3	1	4
96993	Marginal zone B-cell lymphoma, NOS	14	12	26
97003	Mycosis fungoides	3	1	4
97023	Mature T-cell lymphoma, NOS	9	7	16
97053	Angioimmunoblastic T-cell lymphoma	2	3	5
97093	Cutaneous T-cell lymphoma, NOS	0	1	1
97143	Anaplastic large cell lymphoma, T cell and null cell type	0	3	3
97193	NK/T-cell lymphoma, nasal and nasal-type	5	6	11
97293	Precursor T-cell lymphoblastic lymphoma	3	1	4

TABLE X : LYMPHOMA INCIDENCE BY AGE GROUP

AGE	MALE		FEMALE		TOTAL	
	n	%	n	%	n	%
ALL AGE	196	100.00	184	100.00	380	100.00
5+	4	2.04	0	0.00	4	1.05
10+	2	1.02	4	2.17	6	1.58
15+	3	1.53	1	0.54	4	1.05
20+	6	3.06	4	2.17	10	2.63
25+	8	4.08	8	4.35	16	4.21
30+	5	2.55	10	5.43	15	3.95
35+	6	3.06	6	3.26	12	3.16
40+	13	6.63	13	7.07	26	6.84
45+	11	5.61	6	3.26	17	4.47
50+	17	8.67	12	6.52	29	7.63
55+	25	12.76	27	14.67	52	13.68
60+	16	8.16	12	6.52	28	7.37
65+	26	13.27	25	13.59	51	13.42
70+	21	10.71	18	9.78	39	10.26
75+	10	5.10	17	9.24	27	7.11
80+	10	5.10	12	6.52	22	5.79
85+	5	2.55	6	3.26	11	2.89
90+	5	2.55	2	1.09	7	1.84
95+	3	1.53	1	0.54	4	1.05

FIGURE X.I : LYMPHOMA INCIDENCE BY AGE GROUP

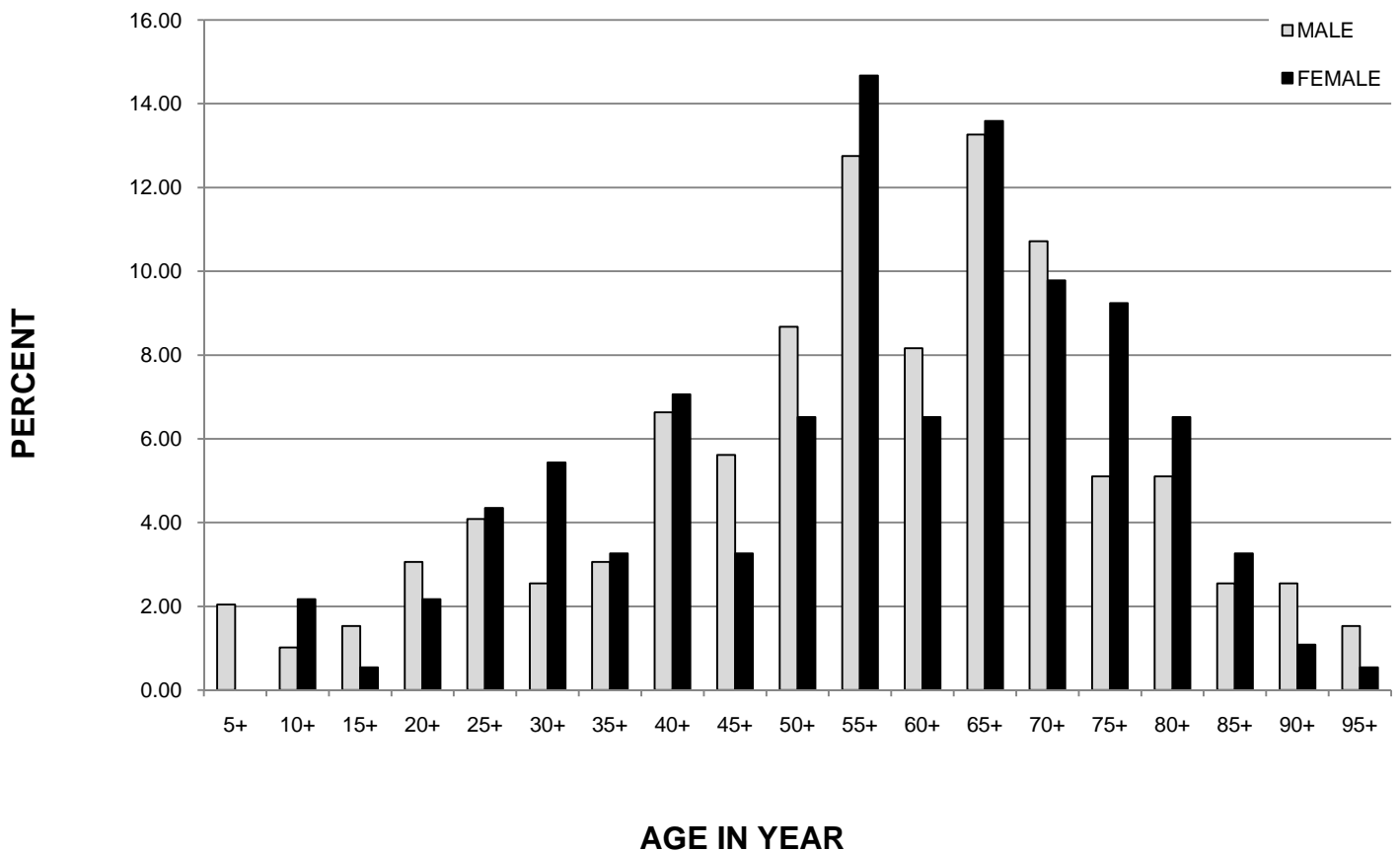


TABLE X : LYMPHOMA INCIDENCE BY AGE GROUP

AGE	MALE		FEMALE		TOTAL	
	n	%	n	%	n	%
ALL AGE	196	100.00	184	100.00	380	100.00
5+	4	2.04	0	0.00	4	1.05
10+	2	1.02	4	2.17	6	1.58
15+	3	1.53	1	0.54	4	1.05
20+	6	3.06	4	2.17	10	2.63
25+	8	4.08	8	4.35	16	4.21
30+	5	2.55	10	5.43	15	3.95
35+	6	3.06	6	3.26	12	3.16
40+	13	6.63	13	7.07	26	6.84
45+	11	5.61	6	3.26	17	4.47
50+	17	8.67	12	6.52	29	7.63
55+	25	12.76	27	14.67	52	13.68
60+	16	8.16	12	6.52	28	7.37
65+	26	13.27	25	13.59	51	13.42
70+	21	10.71	18	9.78	39	10.26
75+	10	5.10	17	9.24	27	7.11
80+	10	5.10	12	6.52	22	5.79
85+	5	2.55	6	3.26	11	2.89
90+	5	2.55	2	1.09	7	1.84
95+	3	1.53	1	0.54	4	1.05

FIGURE X.I : LYMPHOMA INCIDENCE BY AGE GROUP

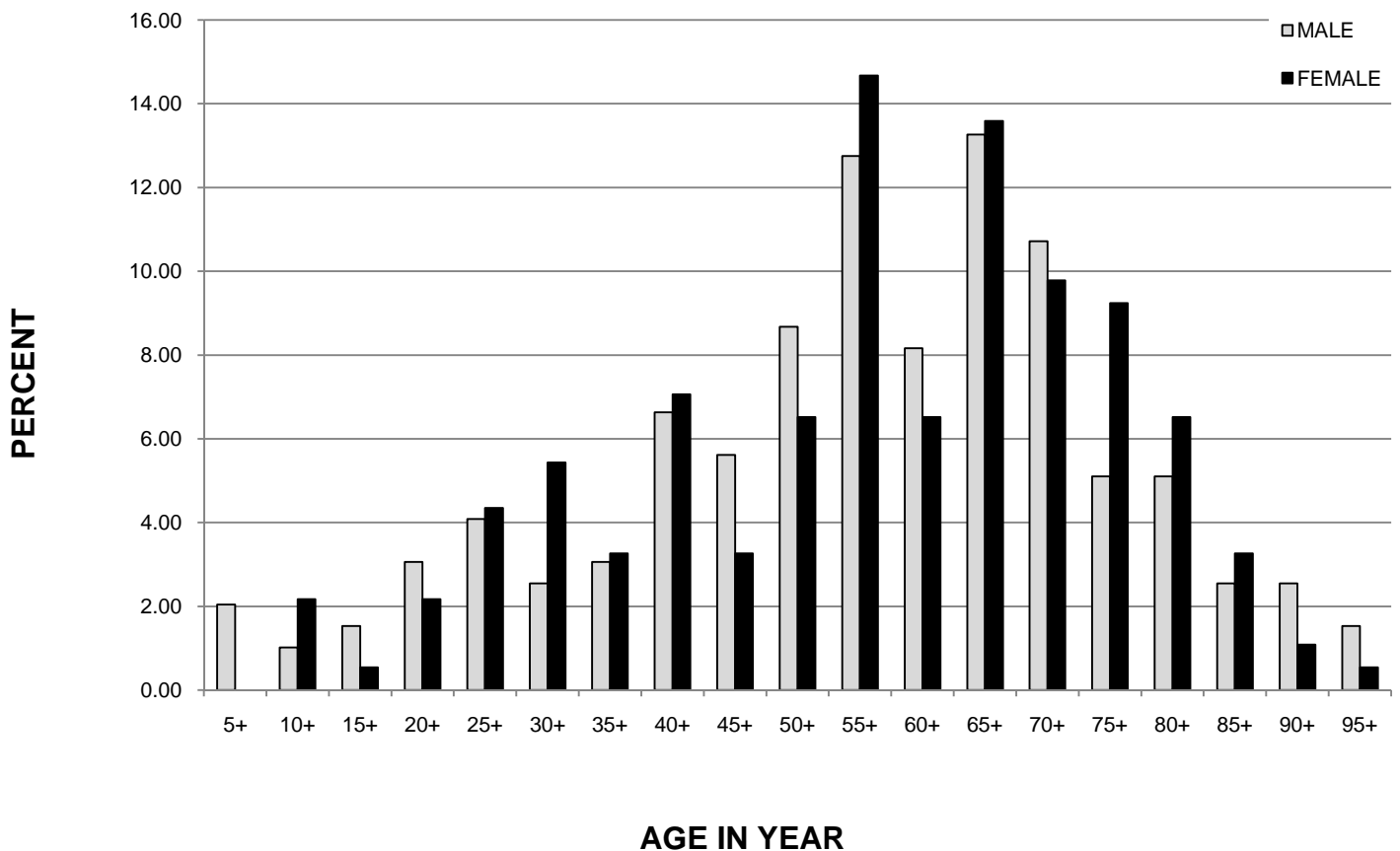


TABLE XII : LEADING CANCER IN MALE

SITE	MALE	%
ALL SITE	3322	100.00
PROSTATE	481	14.48
LIVER	480	14.45
LUNG	374	11.26
LOWER GI	366	11.02
ORAL CAVITY	240	7.22
EAR, NOSE, THROAT	239	7.19
URO	183	5.51
UPPER GI	175	5.27
HEMATOPOIETIC	145	4.36
SKIN	94	2.83

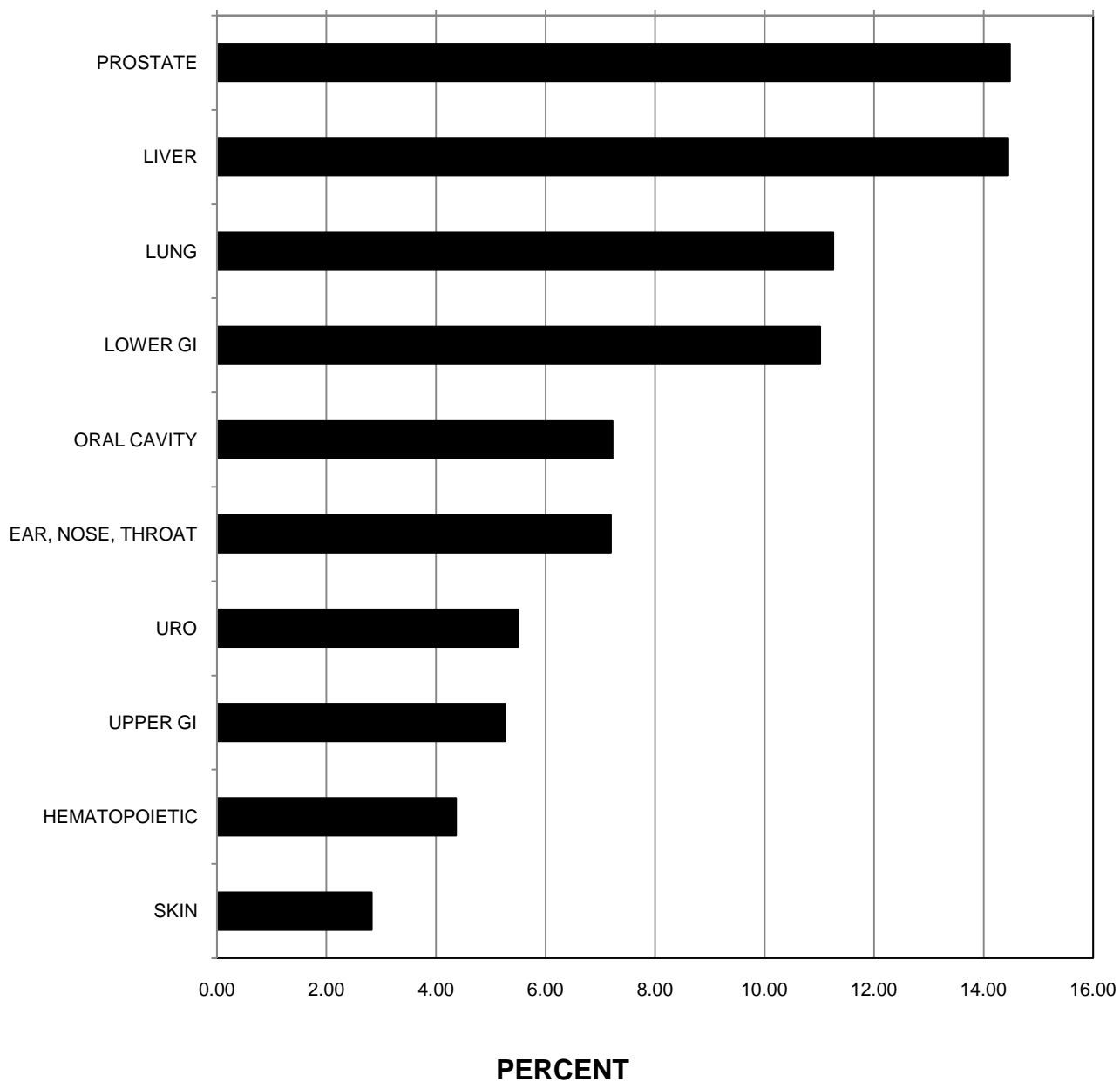
FIGURE XII.I : LEADING CANCER IN MALE

TABLE XIII : LEADING CANCER IN FEMALE

SITE	FEMALE	%
ALL SITE	3678	100.00
BREAST	903	24.55
CERVIX	333	9.05
LOWER GI	285	7.75
GYNE	232	6.31
THYROID	212	5.76
LUNG	212	5.76
LIVER	186	5.06
OVARY	164	4.46
SKIN	150	4.08
HEMATOPOIETIC	131	3.56

FIGURE XIII.I : LEADING CANCER IN FEMALE

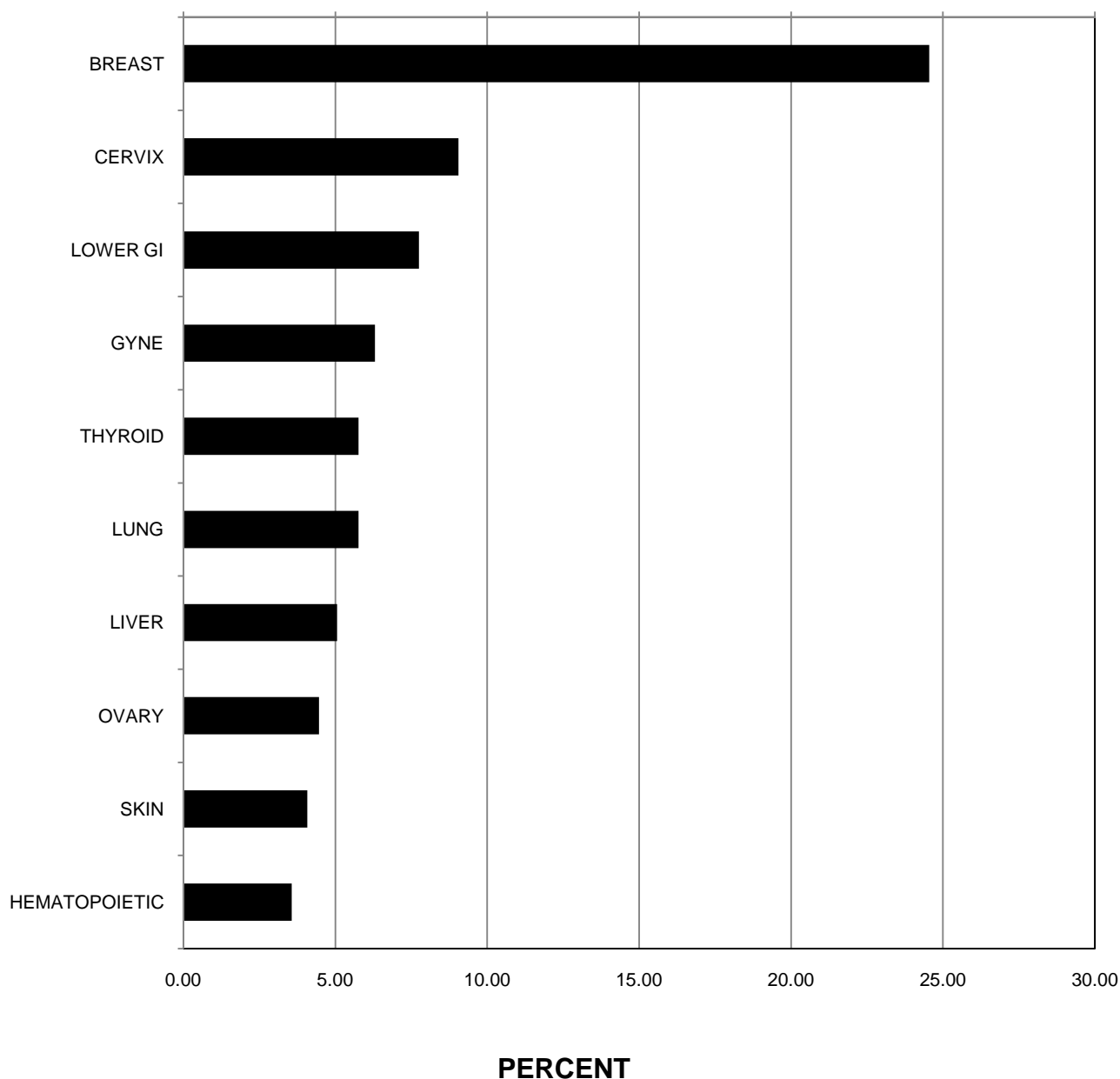


TABLE XIV: 5 YEAR TRENDS OF INCIDENCE (2006 - 2010)

SITE	2010	2009	2008	2007	2006
ALL SITE (cases)	7000	7208	8256	7195	6377
BREAST (%)	12.93	13.51	13.67	14.04	13.22
LIVER	9.51	10.06	11.19	9.10	9.75
LOWER GI	9.30	8.85	7.55	8.26	7.62
LUNG	8.83	8.57	8.76	8.12	8.15
PROSTATE	6.87	6.96	6.83	7.30	7.40
ORAL CAVITY	4.96	4.15	3.62	4.52	3.61
CERVIX	4.76	5.90	5.81	7.59	8.20
EAR, NOSE, THROAT	4.51	3.97	1.70	1.70	2.16
URO	4.01	3.54	3.32	3.77	4.23
HEMATOPOIETIC	3.94	4.59	5.26	3.54	3.69

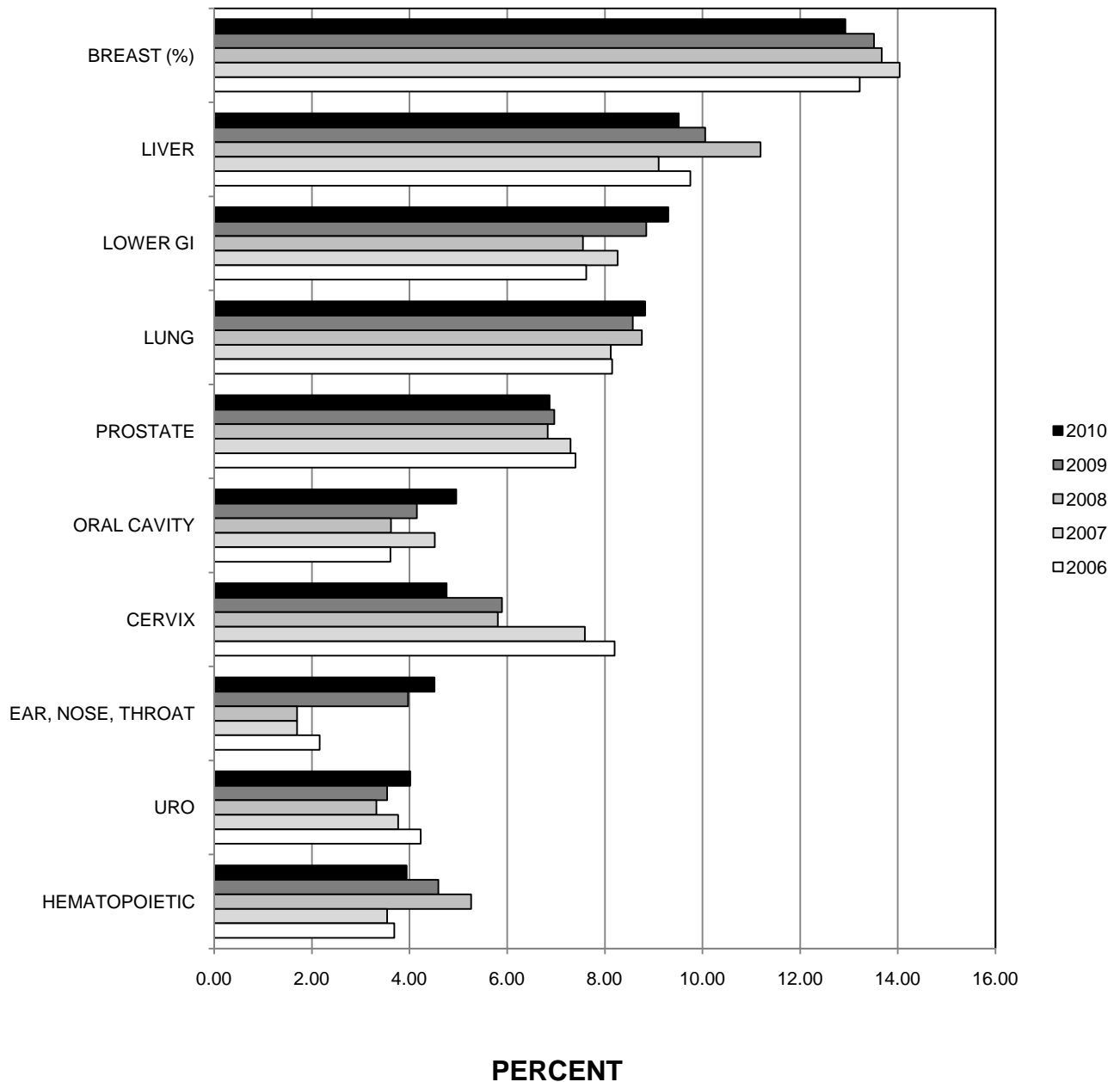
FIGURE XIV : 5 YEAR TRENDS OF INCIDENCE (2006 - 2010)

TABLE XV : CANCER BY OCCUPATION

OCCUPATION	NORTH	N-EAST	CENTRAL	SOUTH	TOTAL
NON-EMPLOYED	18	71	2020	106	2215
EMPLOYEES	6	36	1250	40	1332
BUSINESS	10	50	934	53	1047
GOVERNMENT SERVICE	11	75	830	63	979
OTHERS	0	22	678	21	721
PROFESSIONAL	5	55	397	49	506
FARMERS OR AGRICULTURE	2	14	100	19	135
PRIESTS	0	5	48	4	57
CONSTRUCTION WORKERS	0	0	1	0	1
FOREIGNERS					7
TOTAL	52	328	6258	355	7000

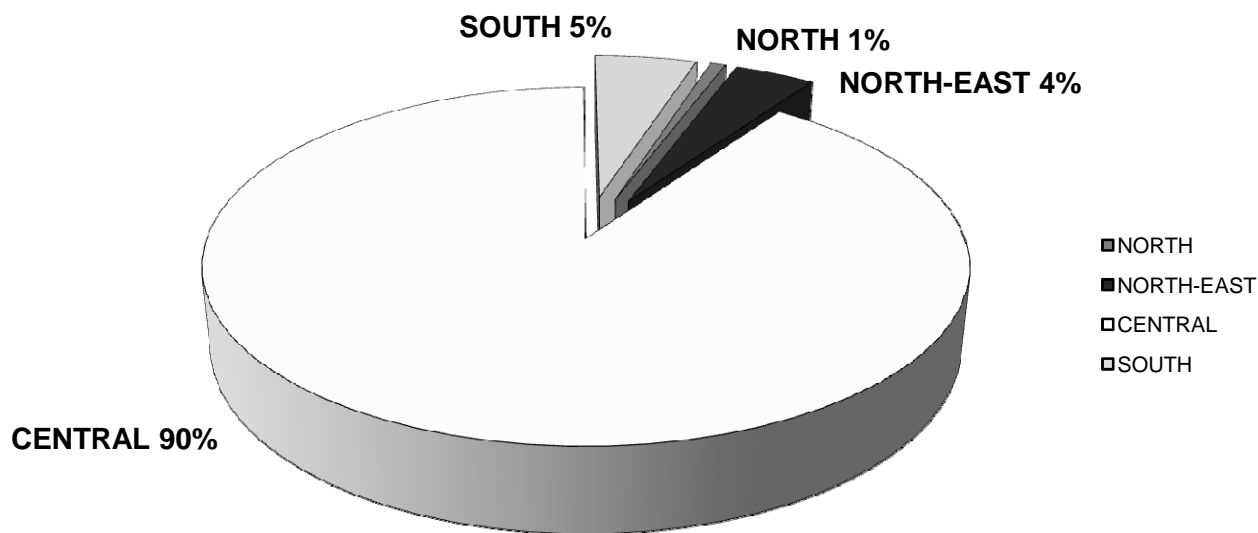
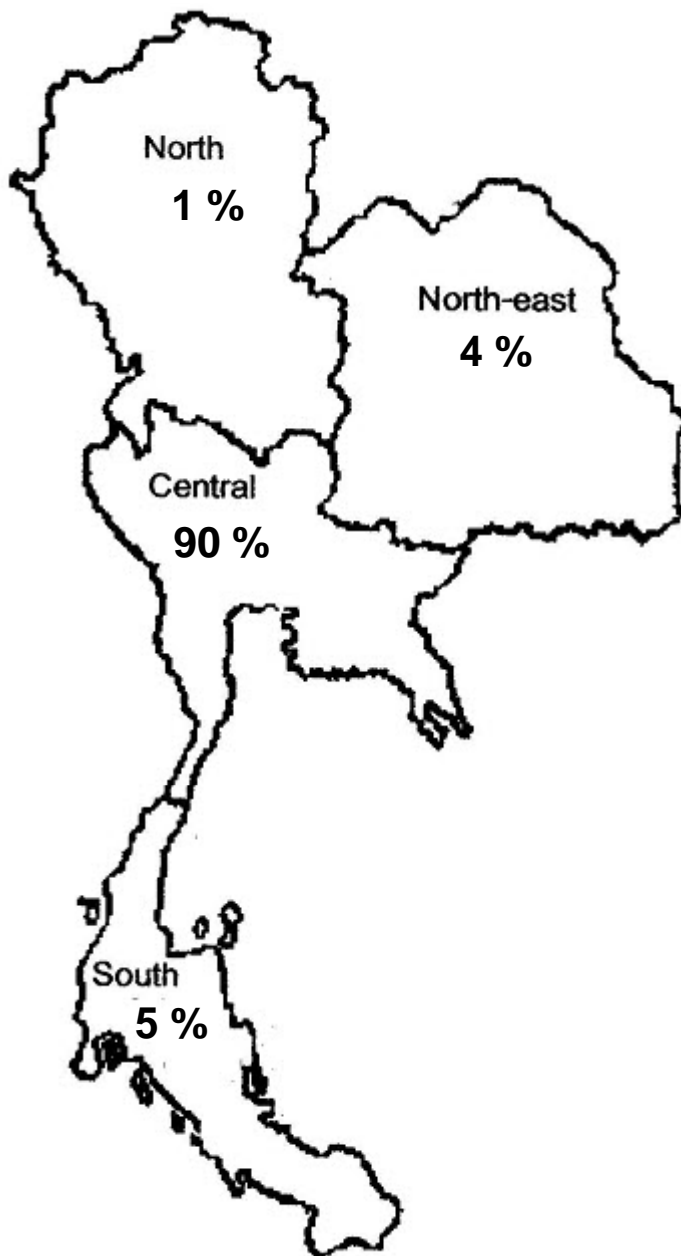
TABLE XVI : CANCER BY PROVINCE

PROVINCE	MALE	FEMALE	TOTAL
ALL PROVINCE	3322	3678	7000
AMNAT CHAROEN	3	4	7
ANG THONG	11	6	17
BANGKOK	1254	1572	2826
BURI RAM	23	16	39
CHACHOENGSAO	24	17	41
CHAI NAT	14	16	30
CHAIYAPHUM	11	10	21
CHANTHABURI	18	20	38
CHIANG MAI	5	3	8
CHIANG RAI	7	2	9
CHON BURI	66	53	119
CHUMPHON	68	51	119
KALASIN	2	3	5
KAMPHAENG PHET	18	12	30
KANCHANABURI	75	89	164
KHON KAEN	9	6	15
KRABI	6	4	10
LAMPANG	1	6	7
LAMPHUN	3	0	3
LOEI	9	2	11
LOP BURI	16	15	31
MAHA SARAKHAM	8	3	11
MUKDAHAN	1	2	3
NAKHON NAYOK	13	7	20
NAKHON PATHOM	242	261	503
NAKHON PHANOM	5	6	11
NAKHON RATCHASIMA	33	22	55
NAKHON SAWAN	42	28	70
NAKHON SI THAMMARAT	36	29	65
NAN	1	5	6
NARATHIWAT	1	2	3
NONG KHAI	2	3	5
NONTHABURI	241	286	527
PATHUM THANI	69	62	131
PATTANI	1	4	5
PHANGNGA	6	14	20
PHATTHALUNG	3	3	6
PHAYAO	0	2	2
PHETCHABUN	20	21	41
PHETCHABURI	74	73	147
PHICHIT	19	13	32
PHITSANULOK	16	8	24
PHRA NAKHON SI AYUTTHAYA	55	72	127
PHRAE	7	1	8
PHUKET	12	17	29
PRACHIN BURI	11	17	28
PRACHUAP KHIRI KHAN	55	65	120
RANONG	8	9	17
RATCHABURI	118	159	277

TABLE XVI : CANCER BY PROVINCE (cont.)

PROVINCE	MALE	FEMALE	TOTAL
RAYONG	23	19	42
ROI ET	17	10	27
SA KAEO	8	7	15
SAKON NAKHON	3	4	7
SAMUT PRAKAN	99	107	206
SAMUT SAKHON	106	121	227
SAMUT SONGKHRAM	35	37	72
SARABURI	23	23	46
SATUN	1	1	2
SI SA KET	12	9	21
SING BURI	16	7	23
SONGKHLA	7	4	11
SUKHOTHAI	10	6	16
SUPHAN BURI	111	121	232
SURAT THANI	25	26	51
SURIN	23	20	43
TAK	8	1	9
TRANG	4	7	11
TRAT	3	9	12
UBON RATCHATHANI	16	9	25
UDON THANI	7	4	11
UTHAI THANI	7	8	15
UTTARADIT	4	5	9
YALA	5	1	6
YASOTHON	2	9	11
FOREIGNERS	5	2	7

FIGURE XVI.I : CANCER BY REGION



THE COMMITTEE OF SIRIRAJ CANCER REGISTRY

Cheerasook	Chongkolwatana	MD.	Consultant
Vichien	Srimuninnimit	MD.	Consultant
Gavivann	Veerakul	MD.	Consultant
Suwanit	Therasakvichya	MD.	Chairman of the Committee
Darin	Lohsiriwat	MD.	Head of Upper and Lower Gastrointestinal Cancer Group
Saranatra	Waikakul	MD.	Head of Bone and Soft Tissue Cancer Group
Wanchai	Wanachiwanawin	MD.	Head of Hematologic malignancy and Lymphoma Group
Choakchai	Metheetrairut	MD.	Head of Head-Neck Cancer Group
Chaiyoung	Nualyoung	MD.	Head of Urology and Male Genital Organ Cancer Group
Teerawit	Phanchaipetch	MD.	Head of Lung Cancer Group
Apirag	Chuangsuanich	MD.	Head of Skin Cancer Group
Chairat	Leelaphatanadit	MD.	Head of Gynecologic Oncology Group
Gavivann	Veerakul	MD.	Head of Pediatrics Cancer Group
Yongyut	Sirivatanauksorn	MD.	Head of Liver Cancer Group
Sarun	Nunta-Aree	MD.	Head of Brain Cancer Group
Adune	Ratanawichtrasin	MD.	Head of Breast Cancer Group
Cheerasook	Chongkwatana	MD.	Head of Thyroid Cancer Group
Preeyanuch	Yamwong	MD.	Committee
Sirirat	Kooptiwoot	MD.	Committee
Apichat	Asavamongkolkul	MD.	Committee
Jamsak	Tscheikuna	MD.	Committee
Kanchana	Amornpichetkul	MD.	Committee
Nan	Suntornpong	MD.	Committee
KleebSabai	Sanpakit	MD.	Committee
Vitton	Chinswangwatanakul	MD.	Committee
Chanin	Limwongse	MD.	Committee
Charuwan	Akewanlop	MD.	Committee
Nopadol	Soparattanapaisarn	MD.	Committee
Woramin	Rainsuan	MD.	Committee
Rapin	Phimolsarnti	MD.	Committee
Archrob	Khuhapinant	MD.	Committee
Supakarn	Tayjasanant	MD.	Committee
Somsri	Ratanawichitrasin	MD.	Committee and Secretary

OFFICE STAFF AND CODERS

Pranee	Mahamadsaolah	Wararat	Choochan
Thanit	Hirankhup	Aimon	Jaimai
Mattana	Saengta	Sravudh	Daengmak
Siriporn	Timpasert	Wirawan	Chainkamhan
Phimpakan	Thepkan	Sittisak	Rukkumkeaw
Phattaraporn	Charantorn	Kanokporn	Thamapala
Dolaya	Darachart	Cholticha	Songjang
Thapanee	Sae-jang	Seewan	Wiboonchart