

SIRIRAJ CANCER REGISTRY

2011



SIRIRAJ CANCER CENTER
FACULTY OF MEDICINE SIRIRAJ HOSPITAL
MAHIDOL UNIVERSITY
ISSN 00857-3840

SIRIRAJ CANCER REGISTRY

2011



EDITOR

Assistant Professor Dr. Suwanit Therasakvichya

SIRIRAJ CANCER CENTER
FACULTY OF MEDICINE SIRIRAJ HOSPITAL
MAHIDOL UNIVERSITY
ISSN 00857-3840

Introduction

Faculty of Medicine, Siriraj Hospital, Mahidol university is the first medical school in Thailand which found in 1888. Siriraj Cancer Center is a center which is responsible for collaborative functions in cancer care, cancer research and cancer registry. **This “Siriraj Cancer Registry 2011” is the 43rd** annual official report of hospital based cancer registration of Siriraj hospital, since 1969. Data processing was performed by collecting and verification from medical records, pathological reports and image findings, finally proven by ICD-O coders with medical consultants. With computerized register-program helped to improve the work flow, efficiently.. In the year 2011, even **the flood crisis** between October and November, we served 2,588,642 hospital visits from 519,080 new patients which included 6,253 new cancer patients.

I would like to acknowledge the Medical Record Service, Medical Information Technology Service, Department of Pathology, Clinical Pathology, Microbiology, Immunology, Radiology, Surgery, Medicine, Orthopedic Surgery, Ophthalmology, Oto-rhino-laryngology, Pediatrics, Obstetrics and Gynecology, for kindly support data and medical records, as well as Siriraj Cancer Center organizing committees and all staffs in Siriraj Cancer Center who worked together as a team. And I fully hope that this report will be useful in improving our cancer patient management.



Assistant Professor Dr. Suwanit Therasakvichya

Chairman: Siriraj Cancer Center

Faculty of Medicine Siriraj Hospital

Mahidol University

SIRIRAJ CANCER CENTER

SIRIRAJ CANCER RIGISTRY 2011

Table of contents

Table I:	Number of patients	1
Table II:	Quality of diagnosis	1
Table III:	Primary site	1
Table IV:	Incidence by age group	8
	Figure IV.I: Incidence by age group	8
Table V:	Primary site by age group	9
Table VI:	Pathology according to site	29
Table VII:	Primary site in childhood by age group	45
Table VIII:	Lymphoma pathology according to site	46
Table IX:	Lymphoma by pathology	54
Table X:	Lymphoma incidence by age group	55
	Figure X.I: Lymphoma incidence by age group	55
Table XI:	Leading cancer	56
	Figure XI.I: Leading cancer	56
Table XII:	Leading cancer in male	57
	Figure XII.I: Leading cancer in male	57
Table XIII:	Leading cancer in female	58
	Figure XIII.I: Leading cancer in female	58
Table XIV:	5 year trends of incidence (2007 - 2011)	59
	Figure XIV.I: 5 year trends of incidence (2007 - 2011)	59
Table XV:	Cancer by occupation	60
Table XVI:	Cancer by province	61
	Figure XVI.I: Cancer by region	63

2011

TABLE I : NUMBER OF PATIENTS

Type of patient	No. of cases
Total No. of patient visits	2,588,642
Total No. of patients	519,080
Total No. of new cancer	6,253
Cancer incidence was	1.20%

TABLE II : QUALITY OF DIAGNOSIS

Diagnosed by	Number	Percentage
Histological Pathology	5,713	91.36
Clinical & Imaging	540	8.64
Total	6,253	100.00

TABLE III : PRIMARY SITE

CODE	SITE	No. of Cases			%
		MALE	FEMALE	TOTAL	
	GRAND TOTAL	2929	3324	6253	100.00
	C00 - C14 LIP, ORAL CAVITY AND PHARYNX	285	126	411	6.57
C001	External Lip: Lower NOS	3	8	11	0.18
C004	Lip: Lower Mucosa	0	3	3	0.05
C008	Lip: Overlapping	1	0	1	0.02
C019	Tongue: Base NOS	15	4	19	0.30
C021	Tongue: Border, Tip	2	2	4	0.06
C022	Tongue: Ventral NOS	1	1	2	0.03
C023	Tongue: Anterior NOS	0	1	1	0.02
C029	Tongue: NOS	35	16	51	0.82
C030	Gum: Upper	3	0	3	0.05
C031	Gum: Lower	3	2	5	0.08
C039	Gum NOS	1	0	1	0.02
C041	Mouth: Lateral Floor	1	0	1	0.02
C049	Floor of Mouth NOS	14	3	17	0.27
C050	Hard Palate	6	2	8	0.13
C051	Soft Palate NOS	7	2	9	0.14
C052	Uvula	1	0	1	0.02
C058	Palate: Overlapping	1	0	1	0.02
C059	Palate NOS	1	1	2	0.03
C060	Cheek Mucosa	1	6	7	0.11
C062	Retromolar Area	7	1	8	0.13
C069	Mouth NOS	3	1	4	0.06
C079	Parotid Gland	9	15	24	0.38
C080	Submandibular Gland	4	3	7	0.11

TABLE III : PRIMARY SITE (cont.)

CODE	SITE	No. of Cases			%
		MALE	FEMALE	TOTAL	
C099	Tonsil NOS	36	12	48	0.77
C100	Vallecula	1	0	1	0.02
C109	Oropharynx NOS	6	0	6	0.10
C111	Nasopharynx: Poster Wall	0	1	1	0.02
C112	Nasopharynx: Lateral Wall	2	0	2	0.03
C113	Nasopharynx: Anterior Wall	1	0	1	0.02
C119	Nasopharynx NOS	79	37	116	1.86
C129	Pyriiform Sinus	26	0	26	0.42
C130	Hypopharynx: Postcricoid	3	1	4	0.06
C132	Hypopharynx: Poster Wall	3	0	3	0.05
C138	Hypopharynx: Overlapping	2	0	2	0.03
C139	Hypopharynx NOS	7	1	8	0.13
C140	Pharynx NOS	0	3	3	0.05
C15 - C26 DIGESTIVE ORGANS		956	601	1557	24.90
C150	Esophagus: Cervical	0	1	1	0.02
C153	Esophagus: Upper Third	2	3	5	0.08
C154	Esophagus: Middle Third	15	2	17	0.27
C155	Esophagus: Lower Third	7	1	8	0.13
C158	Esophagus: Overlapping	2	0	2	0.03
C159	Esophagus NOS	35	7	42	0.67
C160	Stomach: Cardia NOS	5	4	9	0.14
C162	Stomach: Body	6	11	17	0.27
C163	Stomach: Pyl Antrum	11	8	19	0.30
C164	Stomach: Pylorus	1	1	2	0.03
C165	Stomach: Less Curv	1	0	1	0.02
C168	Stomach: Overlapping	2	1	3	0.05
C169	Stomach, NOS	25	35	60	0.96
C170	Duodenum	7	2	9	0.14
C171	Jejunum	3	1	4	0.06
C172	Ileum	4	2	6	0.10
C179	Small Intestine, NOS	1	0	1	0.02
C180	Colon: Caecum	7	15	22	0.35
C181	Colon: Appendix	1	7	8	0.13
C182	Colon: Ascending	19	22	41	0.66
C183	Colon: Hepatic Flexure	6	11	17	0.27
C184	Colon: Transverse	11	13	24	0.38
C185	Colon: Splenic Flexure	6	3	9	0.14
C186	Colon: Descending	17	8	25	0.40
C187	Colon: Sigmoid	58	61	119	1.90
C188	Colon: Overlapping	2	0	2	0.03
C189	Colon NOS	5	6	11	0.18
C199	Rectosigmoid Junction	24	17	41	0.66
C209	Rectum NOS	122	86	208	3.33
C210	Anus NOS	2	0	2	0.03
C211	Anal Canal	2	10	12	0.19
C218	Rectum: Overlapping	1	1	2	0.03

TABLE III : PRIMARY SITE (cont.)

CODE	SITE	No. of Cases			
		MALE	FEMALE	TOTAL	%
C220	Liver	395	120	515	8.24
C221	Intrahepatic Bile Duct	77	51	128	2.05
C239	Gallbladder	8	14	22	0.35
C240	Extrahepatic Bile Duct	3	5	8	0.13
C241	Ampulla of Vater	11	8	19	0.30
C250	Pancreas: Head	23	43	66	1.06
C251	Pancreas: Body	4	3	7	0.11
C252	Pancreas: Tail	6	1	7	0.11
C253	Pancreatic Duct	2	0	2	0.03
C259	Pancreas NOS	17	17	34	0.54
C30 - C39 RESPIRATORY AND INTRATHORACIC ORGANS		463	259	722	11.55
C300	Nasal Cavity	14	15	29	0.46
C310	Maxillary Sinus	11	7	18	0.29
C311	Ethmoid Sinus	3	1	4	0.06
C318	Accessory Sinus: Overlap	0	1	1	0.02
C320	Glottis	44	3	47	0.75
C321	Supraglottis	28	3	31	0.50
C328	Larynx: Overlapping	1	0	1	0.02
C329	Larynx NOS	1	1	2	0.03
C339	Trachea	2	1	3	0.05
C340	Bronchus: Main	3	0	3	0.05
C341	Lung: Upper Lobe	124	75	199	3.18
C342	Lung: Middle Lobe	16	13	29	0.46
C343	Lung: Lower Lobe	74	65	139	2.22
C348	Lung, Bronchus: Overlap	5	5	10	0.16
C349	Lung NOS	120	56	176	2.81
C379	Thymus	2	6	8	0.13
C380	Heart	1	0	1	0.02
C381	Mediastinum: Anterior	6	2	8	0.13
C382	Mediastinum: Posterior	1	0	1	0.02
C383	Mediastinum NOS	5	1	6	0.10
C384	Pleura NOS	2	4	6	0.10
C40 - C41 BONE AND CARTILAGE		33	24	57	0.91
C400	Bone: Upper Long	3	2	5	0.08
C402	Bone: Lower Long	22	11	33	0.53
C403	Bone: Lower Short	0	2	2	0.03
C410	Bone: Skull and Face	0	2	2	0.03
C411	Bone: Mandible	0	2	2	0.03
C412	Bone: Vertebral Column	3	3	6	0.10
C413	Bone: Rib, Sternum, Clavicle	1	0	1	0.02
C414	Bone: Pelvic, Sacrum, Coccyx	4	2	6	0.10

TABLE III : PRIMARY SITE (cont.)

CODE	SITE	No. of Cases			%
		MALE	FEMALE	TOTAL	
C42 HEMATOPOIETIC AND RETICULOENDOTHELIAL SYSTEMS		148	110	258	4.13
C421	Bone Marrow	146	110	256	4.09
C422	Spleen	2	0	2	0.03
C44 SKIN		82	72	154	2.46
C440	Skin of lip, NOS	2	7	9	0.14
C441	Eyelid	8	3	11	0.18
C442	External Ear	3	5	8	0.13
C443	Skin: Cheek ChinFaceForehead	25	27	52	0.83
C444	Skin of Scalp and Neck	2	4	6	0.10
C445	Skin of Trunk	15	9	24	0.38
C446	Skin of upper limb & shoulder	6	4	10	0.16
C447	Skin of lower limb and hip	19	11	30	0.48
C449	Skin NOS	2	2	4	0.06
C47 PERIPHERAL NERVES AND AUTONOMIC NERVOUS SYSTEM		4	7	11	0.18
C470	AutNervSys: HeadFaceNeck	0	2	2	0.03
C471	AutNervSystem: Upper Limb	1	1	2	0.03
C472	AutNervSystem:Lower Limb	1	0	1	0.02
C473	Aut Nerv System: Thorax	1	1	2	0.03
C474	AutNervSystem: Abdomen	0	1	1	0.02
C475	Aut Nerv System: Pelvis	0	1	1	0.02
C478	Aut Nerv System: Overlap	1	0	1	0.02
C479	Autonomic Nerv Sys NOS	0	1	1	0.02
C48 - C49 RETROPERITONEUM AND PERITONEUM		39	66	105	1.68
C480	Retroperitoneum	4	9	13	0.21
C481	Peritoneum: Specified pts	2	1	3	0.05
C482	Peritoneum NOS	1	12	13	0.21
C490	Connective: Head, Face, Neck	3	5	8	0.13
C491	Connective Upperlimb Shoulder	6	8	14	0.22
C492	Connective: Lower limb & hip	10	16	26	0.42
C493	Connective: Thorax	8	3	11	0.18
C494	Connective: Abdomen	0	5	5	0.08
C495	Connective: Pelvis	4	7	11	0.18
C499	Connective NOS	1	0	1	0.02
C50 BREAST		4	911	915	14.63
C500	Nipple	0	12	12	0.19
C501	Central portion of breast	2	77	79	1.26
C502	Upper-inner quadrant breast	0	120	120	1.92
C503	Lower-inner quadrant breast	0	57	57	0.91
C504	Upper-outer quadrant breast	0	331	331	5.29
C505	Lower-outer quadrant breast	1	70	71	1.14
C506	Axillary tail of breast	0	2	2	0.03
C508	Overlapping lesion of breast	0	133	133	2.13
C509	Breast NOS	1	109	110	1.76

TABLE III : PRIMARY SITE (cont.)

CODE	SITE	No. of Cases			%
		MALE	FEMALE	TOTAL	
C51 - C58 FEMALE GENITAL ORGANS		0	605	605	9.68
C510	Labium majus	0	2	2	0.03
C519	Vulva NOS	0	8	8	0.13
C529	Vagina NOS	0	10	10	0.16
C530	Endocervix	0	8	8	0.13
C531	Exocervix	0	4	4	0.06
C539	Cervix uteri	0	250	250	4.00
C541	Endometrium	0	141	141	2.25
C542	Myometrium	0	5	5	0.08
C548	Corpus uteri: Overlap	0	5	5	0.08
C549	Corpus uteri	0	4	4	0.06
C559	Uterus NOS	0	5	5	0.08
C569	Ovary	0	152	152	2.43
C570	Fallopian tube	0	3	3	0.05
C574	Uterine adnexa	0	1	1	0.02
C589	Placenta	0	7	7	0.11
C60 - C63 MALE GENITAL ORGANS		400	0	400	6.40
C601	Glans penis	1	0	1	0.02
C608	Penis: Overlap	1	0	1	0.02
C609	Penis NOS	13	0	13	0.21
C619	Prostate gland	369	0	369	5.90
C629	Testis NOS	14	0	14	0.22
C632	Scrotum NOS	2	0	2	0.03
C64 - C68 URINARY TRACT		167	79	246	3.93
C649	Kidney NOS	50	30	80	1.28
C659	Renal pelvis	3	5	8	0.13
C669	Ureter	7	7	14	0.22
C672	Lateral wall of Bladder	3	1	4	0.06
C673	Anterior wall of Bladder	1	0	1	0.02
C674	Posterior wall of Bladder	3	1	4	0.06
C675	Bladder Neck	1	0	1	0.02
C678	Bladder: Overlap	2	1	3	0.05
C679	Bladder NOS	97	34	131	2.09

TABLE III : PRIMARY SITE (cont.)

CODE	SITE	No. of Cases			%
		MALE	FEMALE	TOTAL	
C69 - C72 EYE, BRAIN AND OTHER PARTS OF CENTRAL NERVOUS SYSTEM		90	77	167	2.67
C690	Conjunctiva	3	0	3	0.05
C692	Retina	8	6	14	0.22
C693	Choroid	0	1	1	0.02
C694	Ciliary Body	1	1	2	0.03
C695	Lacrimal Gland	2	4	6	0.10
C696	Orbit NOS	12	10	22	0.35
C699	Eye NOS	2	0	2	0.03
C700	Cerebral Meninges	1	1	2	0.03
C710	Cerebrum	3	6	9	0.14
C711	Frontal Lobe	12	11	23	0.37
C712	Temporal Lobe	12	7	19	0.30
C713	Parietal Lobe	3	2	5	0.08
C715	Ventricle NOS	1	1	2	0.03
C716	Cerebellum NOS	5	5	10	0.16
C717	Brain Stem	4	5	9	0.14
C718	Brain: Overlap	4	5	9	0.14
C719	Brain NOS	12	5	17	0.27
C720	Spinal Cord	1	1	2	0.03
C729	Nervous System NOS	4	6	10	0.16
C73 - C75 THYROID AND OTHER ENDOCRINE GLANDS		67	207	274	4.38
C739	Thyroid Gland	57	200	257	4.11
C740	Cortex of Adrenal Gland	0	1	1	0.02
C741	Medulla of Adrenal Gland	1	2	3	0.05
C749	Adrenal Gland NOS	2	2	4	0.06
C751	Pituitary Gland	1	1	2	0.03
C753	Pineal Gland	6	1	7	0.11
C76 OTHER AND ILL-DEFINED SITES		3	3	6	0.10
C761	Thorax NOS	0	1	1	0.02
C762	Abdomen NOS	3	0	3	0.05
C763	Pelvis NOS	0	2	2	0.03
C77 LYMPH NODES		80	83	163	2.61
C770	Lymph Nodes: HeadFaceNeck	48	52	100	1.60
C771	Intrathoracic Lymph Nodes	6	2	8	0.13
C772	Intra-abdominal LymphNodes	7	8	15	0.24
C773	Lymph Nodes of axilla or arm	5	7	12	0.19
C774	Lymph Nodes: Leg	9	9	18	0.29
C775	Pelvic Lymph Nodes	1	2	3	0.05
C779	Lymph Node NOS	4	3	7	0.11
C80 UNKNOW PRIMARY SITE		89	67	156	2.49
C809	Unknown Primary Site	89	67	156	2.49

TABLE III : PRIMARY SITE (cont.)

CODE	SITE	No. of Cases			%
		MALE	FEMALE	TOTAL	
Z85	PERSONAL HISTORY OF MALIGNANT NEOPLASM	19	27	46	0.74
Z850	Personal history of malignant neoplasm of digestive organs	8	3	11	0.18
Z851	Personal history of malignant neoplasm of trachea, bronchus and lung	1	2	3	0.05
Z853	Personal history of malignant neoplasm of breast	0	13	13	0.21
Z854	Personal history of malignant neoplasm of genital organs	5	7	12	0.19
Z855	Personal history of malignant neoplasm of urinary tract	1	0	1	0.02
Z856	Personal history of leukaemia	1	0	1	0.02
Z858	Personal history of malignant neoplasm of other organs and systems	3	2	5	0.08

TABLE IV: INCIDENCE BY AGE GROUP

AGE	MALE		FEMALE		TOTAL	
	n	%	n	%	n	%
ALL AGE	2929	100.00	3324	100.00	6253	100.00
1+	7	0.24	8	0.24	15	0.24
5+	25	0.85	21	0.63	46	0.74
10+	13	0.44	11	0.33	24	0.38
15+	30	1.02	21	0.63	51	0.82
20+	31	1.06	24	0.72	55	0.88
25+	27	0.92	40	1.20	67	1.07
30+	30	1.02	82	2.47	112	1.79
35+	54	1.84	128	3.85	182	2.91
40+	77	2.63	206	6.20	283	4.53
45+	135	4.61	303	9.12	438	7.00
50+	240	8.19	407	12.24	647	10.35
55+	333	11.37	433	13.03	766	12.25
60+	433	14.78	434	13.06	867	13.87
65+	394	13.45	376	11.31	770	12.31
70+	377	12.87	250	7.52	627	10.03
75+	365	12.46	245	7.37	610	9.76
80+	215	7.34	174	5.23	389	6.22
85+	102	3.48	107	3.22	209	3.34
90+	26	0.89	43	1.29	69	1.10
95+	15	0.51	11	0.33	26	0.42

FIGURE IV.I : INCIDENCE BY AGE GROUP

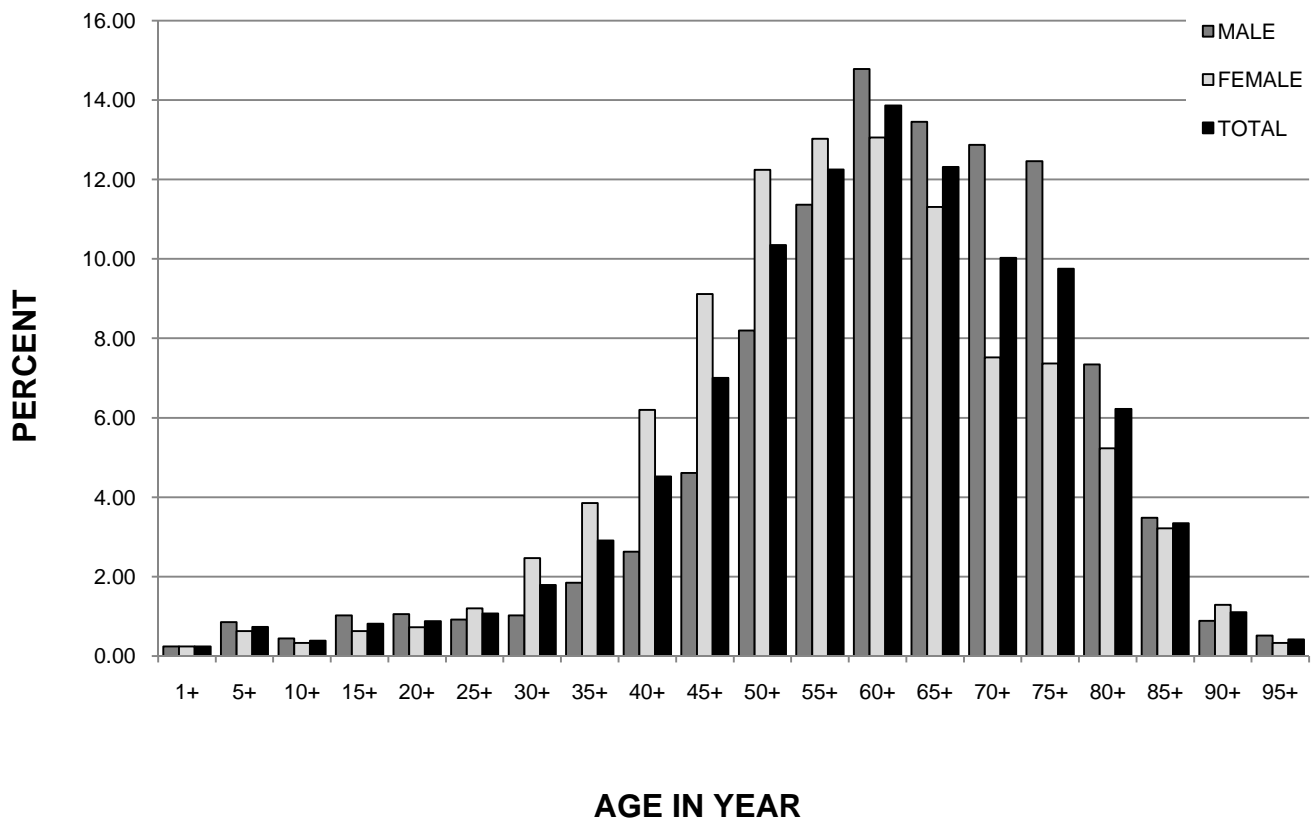


TABLE V : PRIMARY SITE BY AGE GROUP

SITE / AGE - GROUP			1+	5+	10+	15+	20+	25+	30+	35+	40+	45+	50+	55+	60+	65+	70+	75+	80+	85+	90+	95+		
GRAND TOTAL			6253	15	46	24	51	55	67	112	182	283	438	647	766	867	770	627	610	389	209	69	26	
MALE			2929	7	25	13	30	31	27	30	54	77	135	240	333	433	394	377	365	215	102	26	15	
FEMALE			3324	8	21	11	21	24	40	82	128	206	303	407	433	434	376	250	245	174	107	43	11	
C001	External Lip: Lower NOS	T	11	0	0	0	0	0	0	0	0	1	1	1	1	0	0	0	3	2	1	1	0	
		M	3	0	0	0	0	0	0	0	0	0	1	1	0	0	0	0	0	0	1	0	0	0
		F	8	0	0	0	0	0	0	0	0	0	0	1	1	0	0	0	0	3	1	1	1	0
C004	Lip: Lower Mucosa	T	3	0	0	0	0	0	0	0	0	0	0	0	0	0	1	0	0	1	1	0	0	
		M	0	0	0	0	0	0	0	0	0	0	0	0	0	0	0	0	0	0	0	0	0	0
		F	3	0	0	0	0	0	0	0	0	0	0	0	0	0	0	1	0	0	1	1	0	0
C008	Lip: Overlapping	T	1	0	0	0	0	0	0	0	0	0	1	0	0	0	0	0	0	0	0	0	0	
		M	1	0	0	0	0	0	0	0	0	0	1	0	0	0	0	0	0	0	0	0	0	0
		F	0	0	0	0	0	0	0	0	0	0	0	0	0	0	0	0	0	0	0	0	0	0
C019	Tongue: Base NOS	T	19	0	0	0	0	1	1	0	0	0	4	3	2	0	1	3	4	0	0	0	0	
		M	15	0	0	0	0	0	0	0	0	0	4	3	1	0	1	3	3	0	0	0	0	
		F	4	0	0	0	0	1	1	0	0	0	0	0	1	0	0	0	1	0	0	0	0	
C021	Tongue: Border, Tip	T	4	0	0	0	0	0	0	0	0	0	1	1	1	0	1	0	0	0	0	0	0	
		M	2	0	0	0	0	0	0	0	0	0	1	0	1	0	0	0	0	0	0	0	0	
		F	2	0	0	0	0	0	0	0	0	0	0	1	0	0	1	0	0	0	0	0	0	
C022	Tongue: Ventral NOS	T	2	0	0	0	0	0	0	0	0	0	1	0	0	1	0	0	0	0	0	0	0	
		M	1	0	0	0	0	0	0	0	0	0	1	0	0	0	0	0	0	0	0	0	0	
		F	1	0	0	0	0	0	0	0	0	0	0	0	0	1	0	0	0	0	0	0	0	
C023	Tongue: Anterior NOS	T	1	0	0	0	0	0	0	0	0	0	0	0	1	0	0	0	0	0	0	0	0	
		M	0	0	0	0	0	0	0	0	0	0	0	0	0	0	0	0	0	0	0	0	0	
		F	1	0	0	0	0	0	0	0	0	0	0	0	0	1	0	0	0	0	0	0	0	
C029	Tongue: NOS	T	51	0	0	0	0	0	1	2	1	1	4	6	8	3	6	9	2	7	0	1	0	
		M	35	0	0	0	0	0	1	0	1	1	3	4	6	3	6	7	0	3	0	0	0	
		F	16	0	0	0	0	0	0	2	0	0	1	2	2	0	0	2	2	4	0	1	0	
C030	Gum: Upper	T	3	0	0	0	0	0	0	0	0	0	1	0	1	1	0	0	0	0	0	0	0	
		M	3	0	0	0	0	0	0	0	0	0	1	0	1	1	0	0	0	0	0	0	0	
		F	0	0	0	0	0	0	0	0	0	0	0	0	0	0	0	0	0	0	0	0	0	
C031	Gum: Lower	T	5	0	0	0	0	0	0	0	0	0	0	2	1	0	0	0	0	2	0	0	0	
		M	3	0	0	0	0	0	0	0	0	0	0	1	0	0	0	0	0	2	0	0	0	
		F	2	0	0	0	0	0	0	0	0	0	0	1	1	0	0	0	0	0	0	0	0	

TABLE V : PRIMARY SITE BY AGE GROUP (cont.)

SITE / AGE - GROUP			1+	5+	10+	15+	20+	25+	30+	35+	40+	45+	50+	55+	60+	65+	70+	75+	80+	85+	90+	95+		
C039	Gum NOS	T	1	0	0	0	0	0	0	0	0	0	1	0	0	0	0	0	0	0	0	0	0	
		M	1	0	0	0	0	0	0	0	0	0	0	1	0	0	0	0	0	0	0	0	0	0
		F	0	0	0	0	0	0	0	0	0	0	0	0	0	0	0	0	0	0	0	0	0	0
C041	Mouth: Lateral Floor	T	1	0	0	0	0	0	0	0	0	1	0	0	0	0	0	0	0	0	0	0	0	0
		M	1	0	0	0	0	0	0	0	0	1	0	0	0	0	0	0	0	0	0	0	0	0
		F	0	0	0	0	0	0	0	0	0	0	0	0	0	0	0	0	0	0	0	0	0	0
C049	Floor of Mouth NOS	T	17	0	0	0	0	0	0	0	0	3	1	3	2	2	2	2	2	2	0	0	0	0
		M	14	0	0	0	0	0	0	0	0	0	2	1	3	2	2	1	2	1	0	0	0	0
		F	3	0	0	0	0	0	0	0	0	0	1	0	0	0	0	1	0	1	0	0	0	0
C050	Hard Palate	T	8	0	0	0	0	0	0	0	0	1	0	0	1	1	2	0	1	1	0	1	0	0
		M	6	0	0	0	0	0	0	0	0	1	0	0	0	1	1	0	1	1	0	1	0	0
		F	2	0	0	0	0	0	0	0	0	0	0	0	1	0	1	0	0	0	0	0	0	0
C051	Soft Palate NOS	T	9	0	0	0	0	0	0	0	0	1	0	0	2	1	3	1	1	1	0	0	0	0
		M	7	0	0	0	0	0	0	0	0	0	1	0	0	1	0	3	1	1	0	0	0	0
		F	2	0	0	0	0	0	0	0	0	0	0	0	0	1	1	0	0	0	0	0	0	0
C052	Uvula	T	1	0	0	0	0	0	0	0	0	0	0	1	0	0	0	0	0	0	0	0	0	0
		M	1	0	0	0	0	0	0	0	0	0	0	1	0	0	0	0	0	0	0	0	0	0
		F	0	0	0	0	0	0	0	0	0	0	0	0	0	0	0	0	0	0	0	0	0	0
C058	Palate: Overlapping	T	1	0	0	0	0	0	0	0	0	1	0	0	0	0	0	0	0	0	0	0	0	0
		M	1	0	0	0	0	0	0	0	0	1	0	0	0	0	0	0	0	0	0	0	0	0
		F	0	0	0	0	0	0	0	0	0	0	0	0	0	0	0	0	0	0	0	0	0	0
C059	Palate NOS	T	2	0	0	0	0	0	0	0	0	0	0	1	0	0	0	0	0	0	0	1	0	0
		M	1	0	0	0	0	0	0	0	0	0	0	1	0	0	0	0	0	0	0	0	0	0
		F	1	0	0	0	0	0	0	0	0	0	0	0	0	0	0	0	0	0	0	1	0	0
C060	Cheek Mucosa	T	7	0	0	0	0	0	0	0	1	0	0	0	0	1	1	1	0	1	1	0	1	1
		M	1	0	0	0	0	0	0	0	0	0	0	0	0	1	0	0	0	0	0	0	0	0
		F	6	0	0	0	0	0	0	0	1	0	0	0	0	0	1	1	0	1	1	0	1	0
C062	Retromolar Area	T	8	0	0	0	0	0	0	0	0	0	1	0	4	0	1	0	2	0	0	0	0	0
		M	7	0	0	0	0	0	0	0	0	0	1	0	4	0	0	0	2	0	0	0	0	0
		F	1	0	0	0	0	0	0	0	0	0	0	0	0	0	1	0	0	0	0	0	0	0
C069	Mouth NOS	T	4	0	0	0	0	0	0	0	0	0	0	0	0	0	0	1	2	1	0	0	0	0
		M	3	0	0	0	0	0	0	0	0	0	0	0	0	0	0	1	1	1	0	0	0	0
		F	1	0	0	0	0	0	0	0	0	0	0	0	0	0	0	0	1	0	0	0	0	0

TABLE V : PRIMARY SITE BY AGE GROUP (cont.)

SITE / AGE - GROUP			1+	5+	10+	15+	20+	25+	30+	35+	40+	45+	50+	55+	60+	65+	70+	75+	80+	85+	90+	95+	
C079	Parotid Gland	T	24	0	0	0	1	1	0	1	1	2	4	2	2	4	3	0	2	0	1	0	
		M	9	0	0	0	0	0	0	1	0	1	1	1	1	2	2	0	0	0	0	0	0
		F	15	0	0	0	1	1	0	0	1	1	3	1	1	2	1	0	2	0	1	0	
C080	Submandibular Gland	T	7	0	0	0	0	0	0	0	0	0	1	2	1	1	1	0	1	0	0	0	
		M	4	0	0	0	0	0	0	0	0	0	0	2	1	0	1	0	0	0	0	0	
		F	3	0	0	0	0	0	0	0	0	0	1	0	0	1	0	0	1	0	0	0	
C099	Tonsil NOS	T	48	0	0	1	0	1	1	3	2	5	0	6	5	9	6	2	4	1	0	2	
		M	36	0	0	1	0	1	0	2	1	4	0	5	4	7	5	2	3	1	0	0	
		F	12	0	0	0	0	0	1	1	1	1	0	1	1	2	1	0	1	0	0	2	
C100	Vallecula	T	1	0	0	0	0	0	0	0	0	0	0	0	0	0	0	0	1	0	0	0	
		M	1	0	0	0	0	0	0	0	0	0	0	0	0	0	0	0	1	0	0	0	
		F	0	0	0	0	0	0	0	0	0	0	0	0	0	0	0	0	0	0	0	0	
C109	Oropharynx NOS	T	6	0	0	0	0	0	0	0	0	0	0	1	1	2	1	1	0	0	0	0	
		M	6	0	0	0	0	0	0	0	0	0	0	1	1	2	1	1	0	0	0	0	
		F	0	0	0	0	0	0	0	0	0	0	0	0	0	0	0	0	0	0	0	0	
C111	Nasopharynx: Poster Wall	T	1	0	0	0	0	0	0	0	0	0	0	0	0	1	0	0	0	0	0	0	
		M	0	0	0	0	0	0	0	0	0	0	0	0	0	0	0	0	0	0	0	0	
		F	1	0	0	0	0	0	0	0	0	0	0	0	0	1	0	0	0	0	0	0	
C112	Nasopharynx: Lateral Wall	T	2	0	0	0	0	0	0	0	0	0	0	1	1	0	0	0	0	0	0	0	
		M	2	0	0	0	0	0	0	0	0	0	0	1	1	0	0	0	0	0	0	0	
		F	0	0	0	0	0	0	0	0	0	0	0	0	0	0	0	0	0	0	0	0	
C113	Nasopharynx: Anterior Wall	T	1	0	0	0	0	0	0	0	0	0	0	0	0	1	0	0	0	0	0	0	
		M	1	0	0	0	0	0	0	0	0	0	0	0	0	1	0	0	0	0	0	0	
		F	0	0	0	0	0	0	0	0	0	0	0	0	0	0	0	0	0	0	0	0	
C119	Nasopharynx NOS	T	116	0	0	1	0	5	0	9	4	12	19	25	16	8	8	4	4	1	0	0	
		M	79	0	0	1	0	2	0	7	4	7	12	18	14	4	6	3	0	1	0	0	
		F	37	0	0	0	0	3	0	2	0	5	7	7	2	4	2	1	4	0	0	0	
C129	Pyriform Sinus	T	26	0	0	0	0	0	0	0	0	1	0	8	7	1	3	2	2	1	0	1	
		M	26	0	0	0	0	0	0	0	0	1	0	8	7	1	3	2	2	1	0	1	
		F	0	0	0	0	0	0	0	0	0	0	0	0	0	0	0	0	0	0	0	0	
C130	Hypopharynx: Postcricoid	T	4	0	0	0	0	0	0	0	0	0	0	0	1	2	1	0	0	0	0	0	
		M	3	0	0	0	0	0	0	0	0	0	0	0	0	2	1	0	0	0	0	0	
		F	1	0	0	0	0	0	0	0	0	0	0	0	1	0	0	0	0	0	0	0	

TABLE V : PRIMARY SITE BY AGE GROUP (cont.)

SITE / AGE - GROUP			1+	5+	10+	15+	20+	25+	30+	35+	40+	45+	50+	55+	60+	65+	70+	75+	80+	85+	90+	95+		
C132	Hypopharynx: Poster Wall	T	3	0	0	0	0	0	0	0	0	0	0	0	0	1	0	0	1	0	1	0	0	
		M	3	0	0	0	0	0	0	0	0	0	0	0	0	1	0	0	1	0	1	0	0	
		F	0	0	0	0	0	0	0	0	0	0	0	0	0	0	0	0	0	0	0	0	0	0
C138	Hypopharynx: Overlapping	T	2	0	0	0	0	0	0	0	0	0	2	0	0	0	0	0	0	0	0	0	0	
		M	2	0	0	0	0	0	0	0	0	0	2	0	0	0	0	0	0	0	0	0	0	
		F	0	0	0	0	0	0	0	0	0	0	0	0	0	0	0	0	0	0	0	0	0	0
C139	Hypopharynx NOS	T	8	0	0	0	0	0	0	0	0	1	3	1	1	1	0	0	1	0	0	0	0	
		M	7	0	0	0	0	0	0	0	0	0	1	2	1	1	1	0	0	1	0	0	0	
		F	1	0	0	0	0	0	0	0	0	0	0	1	0	0	0	0	0	0	0	0	0	0
C140	Pharynx NOS	T	3	0	0	0	0	0	1	0	0	0	0	1	0	1	0	0	0	0	0	0	0	
		M	0	0	0	0	0	0	0	0	0	0	0	0	0	0	0	0	0	0	0	0	0	0
		F	3	0	0	0	0	0	1	0	0	0	0	1	0	1	0	0	0	0	0	0	0	0
C150	Esophagus: Cervical	T	1	0	0	0	0	0	0	0	0	0	0	0	0	0	0	0	0	0	1	0	0	0
		M	0	0	0	0	0	0	0	0	0	0	0	0	0	0	0	0	0	0	0	0	0	0
		F	1	0	0	0	0	0	0	0	0	0	0	0	0	0	0	0	0	0	1	0	0	0
C153	Esophagus: Upper Third	T	5	0	0	0	0	0	0	0	0	0	1	1	1	1	1	1	0	0	0	0	0	
		M	2	0	0	0	0	0	0	0	0	0	0	1	1	0	0	0	0	0	0	0	0	0
		F	3	0	0	0	0	0	0	0	0	0	0	0	0	1	1	1	0	0	0	0	0	0
C154	Esophagus: Middle Third	T	17	0	0	0	0	0	0	0	1	1	0	5	4	5	0	1	0	0	0	0	0	
		M	15	0	0	0	0	0	0	0	0	1	0	0	5	3	5	0	1	0	0	0	0	
		F	2	0	0	0	0	0	0	0	0	0	1	0	0	1	0	0	0	0	0	0	0	0
C155	Esophagus: Lower Third	T	8	0	0	0	0	0	0	0	0	0	0	1	2	3	0	2	0	0	0	0	0	
		M	7	0	0	0	0	0	0	0	0	0	0	1	2	2	0	2	0	0	0	0	0	
		F	1	0	0	0	0	0	0	0	0	0	0	0	0	1	0	0	0	0	0	0	0	
C158	Esophagus: Overlapping	T	2	0	0	0	0	0	0	0	0	0	0	1	0	1	0	0	0	0	0	0	0	
		M	2	0	0	0	0	0	0	0	0	0	0	1	0	1	0	0	0	0	0	0	0	
		F	0	0	0	0	0	0	0	0	0	0	0	0	0	0	0	0	0	0	0	0	0	
C159	Esophagus NOS	T	42	0	0	0	0	0	0	0	0	3	1	8	4	9	6	8	1	1	0	1		
		M	35	0	0	0	0	0	0	0	0	3	1	7	4	8	5	5	1	1	0	0		
		F	7	0	0	0	0	0	0	0	0	0	0	1	0	1	1	3	0	0	0	1		
C160	Stomach: Cardia NOS	T	9	0	0	0	0	0	0	0	0	0	3	3	1	0	0	2	0	0	0	0		
		M	5	0	0	0	0	0	0	0	0	0	2	2	0	0	0	1	0	0	0	0		
		F	4	0	0	0	0	0	0	0	0	0	1	1	1	0	0	1	0	0	0	0		

TABLE V : PRIMARY SITE BY AGE GROUP (cont.)

SITE / AGE - GROUP			1+	5+	10+	15+	20+	25+	30+	35+	40+	45+	50+	55+	60+	65+	70+	75+	80+	85+	90+	95+			
C162	Stomach: Body	T	17	0	0	0	0	0	0	0	0	0	2	3	4	2	2	2	1	0	1	0			
		M	6	0	0	0	0	0	0	0	0	0	0	1	1	2	0	0	1	1	0	0	0		
		F	11	0	0	0	0	0	0	0	0	0	0	1	2	2	2	2	1	0	0	1	0		
C163	Stomach: Pyl Antrum	T	19	0	0	0	0	0	0	0	1	0	0	3	2	3	3	2	3	1	1	1	0		
		M	11	0	0	0	0	0	0	0	0	0	0	3	1	0	3	1	2	0	1	0	0		
		F	8	0	0	0	0	0	0	0	0	1	0	0	0	1	3	0	1	1	1	1	0	0	
C164	Stomach: Pylorus	T	2	0	0	0	0	0	0	0	0	0	0	0	0	0	1	1	0	0	0	0	0		
		M	1	0	0	0	0	0	0	0	0	0	0	0	0	0	1	0	0	0	0	0	0	0	
		F	1	0	0	0	0	0	0	0	0	0	0	0	0	0	0	1	0	0	0	0	0	0	
C165	Stomach: Less Curv	T	1	0	0	0	0	0	0	0	0	0	0	0	0	1	0	0	0	0	0	0	0	0	
		M	1	0	0	0	0	0	0	0	0	0	0	0	0	1	0	0	0	0	0	0	0	0	0
		F	0	0	0	0	0	0	0	0	0	0	0	0	0	0	0	0	0	0	0	0	0	0	0
C168	Stomach: Overlapping	T	3	0	0	0	0	0	0	0	0	0	0	0	0	0	0	2	0	1	0	0	0	0	
		M	2	0	0	0	0	0	0	0	0	0	0	0	0	0	0	1	0	1	0	0	0	0	
		F	1	0	0	0	0	0	0	0	0	0	0	0	0	0	0	1	0	0	0	0	0	0	
C169	Stomach, NOS	T	60	0	0	0	0	0	0	2	1	5	11	6	12	8	8	2	2	2	2	0	1		
		M	25	0	0	0	0	0	0	1	0	1	3	3	4	3	6	1	1	1	1	0	1		
		F	35	0	0	0	0	0	0	1	1	4	8	3	8	5	2	1	1	1	1	0	0		
C170	Duodenum	T	9	0	0	0	0	0	0	0	0	0	0	0	0	1	2	3	2	1	0	0	0		
		M	7	0	0	0	0	0	0	0	0	0	0	0	0	1	1	2	2	1	0	0	0		
		F	2	0	0	0	0	0	0	0	0	0	0	0	0	0	1	1	0	0	0	0	0		
C171	Jejunum	T	4	0	0	0	0	0	0	0	0	0	0	0	0	0	1	1	0	0	2	0	0		
		M	3	0	0	0	0	0	0	0	0	0	0	0	0	0	1	1	0	0	1	0	0		
		F	1	0	0	0	0	0	0	0	0	0	0	0	0	0	0	0	0	0	1	0	0		
C172	Ileum	T	6	0	0	0	0	0	0	0	1	1	0	3	1	0	0	0	0	0	0	0	0		
		M	4	0	0	0	0	0	0	0	1	1	0	2	0	0	0	0	0	0	0	0	0		
		F	2	0	0	0	0	0	0	0	0	0	0	1	1	0	0	0	0	0	0	0	0		
C179	Small Intestine, NOS	T	1	0	0	0	0	0	0	0	1	0	0	0	0	0	0	0	0	0	0	0	0		
		M	1	0	0	0	0	0	0	0	1	0	0	0	0	0	0	0	0	0	0	0	0		
		F	0	0	0	0	0	0	0	0	0	0	0	0	0	0	0	0	0	0	0	0	0		
C180	Colon: Caecum	T	22	0	0	0	0	0	0	0	1	0	1	2	1	3	4	5	3	1	1	1	0		
		M	7	0	0	0	0	0	0	0	0	0	0	0	0	0	0	3	1	3	0	0	0		
		F	15	0	0	0	0	0	0	0	0	1	0	1	2	1	3	1	4	0	1	1	0		

13

TABLE V : PRIMARY SITE BY AGE GROUP (cont.)

SITE / AGE - GROUP			1+	5+	10+	15+	20+	25+	30+	35+	40+	45+	50+	55+	60+	65+	70+	75+	80+	85+	90+	95+	
C181	Colon: Appendix	T	8	0	0	0	0	0	0	1	1	1	1	1	0	2	0	0	0	1	0	0	
		M	1	0	0	0	0	0	0	0	1	0	0	0	0	0	0	0	0	0	0	0	0
		F	7	0	0	0	0	0	0	1	0	1	1	1	0	2	0	0	0	1	0	0	
C182	Colon: Ascending	T	41	0	0	0	0	0	0	0	1	3	3	3	8	5	8	4	5	0	1	0	
		M	19	0	0	0	0	0	0	0	1	0	0	0	6	2	5	1	4	0	0	0	
		F	22	0	0	0	0	0	0	0	0	0	3	3	3	2	3	3	3	1	0	1	
C183	Colon: Hepatic Flexure	T	17	0	0	0	0	1	0	0	0	0	3	0	2	5	2	2	0	2	0	0	
		M	6	0	0	0	0	1	0	0	0	1	0	1	2	1	0	0	0	0	0	0	
		F	11	0	0	0	0	0	0	0	0	0	2	0	1	3	1	2	0	2	0	0	
C184	Colon: Transverse	T	24	0	0	0	0	0	1	0	2	0	1	1	2	4	2	5	2	2	2	0	
		M	11	0	0	0	0	0	1	0	1	0	0	0	1	4	2	1	1	0	0	0	
		F	13	0	0	0	0	0	0	0	1	0	1	1	1	0	0	4	1	2	2	0	
C185	Colon: Splenic Flexure	T	9	0	0	0	0	0	1	0	0	0	1	1	1	0	2	2	1	0	0	0	
		M	6	0	0	0	0	0	1	0	0	0	1	0	1	0	0	2	1	0	0	0	
		F	3	0	0	0	0	0	0	0	0	0	0	1	0	0	2	0	0	0	0	0	
C186	Colon: Descending	T	25	0	0	0	0	0	0	0	1	1	1	1	3	3	5	4	2	3	0	1	
		M	17	0	0	0	0	0	0	0	0	0	1	0	3	2	4	1	2	3	0	1	
		F	8	0	0	0	0	0	0	0	1	1	0	1	0	1	1	3	0	0	0	0	
C187	Colon: Sigmoid	T	119	0	0	0	0	1	0	2	3	7	10	13	20	13	16	13	10	9	1	1	
		M	58	0	0	0	0	0	0	0	1	3	5	6	14	6	8	6	6	3	0	0	
		F	61	0	0	0	0	1	0	2	2	4	5	7	6	7	8	7	4	6	1	1	
C188	Colon: Overlapping	T	2	0	0	0	0	0	0	0	0	0	0	0	1	0	0	1	0	0	0	0	
		M	2	0	0	0	0	0	0	0	0	0	0	0	1	0	0	1	0	0	0	0	
		F	0	0	0	0	0	0	0	0	0	0	0	0	0	0	0	0	0	0	0	0	
C189	Colon NOS	T	11	0	0	0	0	0	0	0	1	0	1	2	3	1	1	0	1	0	0	1	
		M	5	0	0	0	0	0	0	0	0	0	0	2	1	1	0	0	1	0	0	0	
		F	6	0	0	0	0	0	0	0	1	0	1	0	2	0	1	0	0	0	0	1	
C199	Rectosigmoid Junction	T	41	0	0	0	0	0	0	0	1	1	4	4	6	5	9	3	4	3	1	0	
		M	24	0	0	0	0	0	0	0	1	0	2	3	4	2	5	3	2	1	1	0	
		F	17	0	0	0	0	0	0	0	0	1	2	1	2	3	4	0	2	2	0	0	
C209	Rectum NOS	T	208	0	0	0	0	1	5	1	4	11	19	23	34	35	20	23	14	6	9	3	
		M	122	0	0	0	0	1	2	0	1	7	9	13	18	22	13	17	10	4	3	2	
		F	86	0	0	0	0	0	3	1	3	4	10	10	16	13	7	6	4	2	6	1	

TABLE V : PRIMARY SITE BY AGE GROUP (cont.)

SITE / AGE - GROUP			1+	5+	10+	15+	20+	25+	30+	35+	40+	45+	50+	55+	60+	65+	70+	75+	80+	85+	90+	95+		
C210	Anus NOS	T	2	0	0	0	0	0	0	0	1	0	1	0	0	0	0	0	0	0	0	0	0	
		M	2	0	0	0	0	0	0	0	1	0	1	0	0	0	0	0	0	0	0	0	0	0
		F	0	0	0	0	0	0	0	0	0	0	0	0	0	0	0	0	0	0	0	0	0	0
C211	Anal Canal	T	12	0	0	0	0	0	0	0	0	0	1	2	0	4	0	1	3	1	0	0	0	
		M	2	0	0	0	0	0	0	0	0	0	0	0	0	0	0	0	2	0	0	0	0	0
		F	10	0	0	0	0	0	0	0	0	0	1	2	0	4	0	1	1	1	0	0	0	0
C218	Rectum: Overlapping	T	2	0	0	0	0	0	0	0	0	0	0	0	0	1	0	1	0	0	0	0	0	
		M	1	0	0	0	0	0	0	0	0	0	0	0	0	1	0	0	0	0	0	0	0	0
		F	1	0	0	0	0	0	0	0	0	0	0	0	0	0	0	1	0	0	0	0	0	0
C220	Liver	T	515	3	1	0	0	0	3	9	10	30	45	82	97	78	60	52	35	9	1	0	0	
		M	395	2	0	0	0	0	3	8	9	24	41	69	72	55	45	40	22	4	1	0	0	
		F	120	1	1	0	0	0	0	1	1	6	4	13	25	23	15	12	13	5	0	0	0	
C221	Intrahepatic Bile Duct	T	128	0	0	0	0	0	0	1	2	8	13	18	19	23	19	11	8	4	2	0	0	
		M	77	0	0	0	0	0	0	0	1	4	10	10	13	14	16	2	6	0	1	0	0	
		F	51	0	0	0	0	0	0	1	1	4	3	8	6	9	3	9	2	4	1	0	0	
C239	Gallbladder	T	22	0	0	0	0	0	0	0	0	1	3	2	2	2	3	2	3	4	0	0	0	
		M	8	0	0	0	0	0	0	0	0	1	1	1	2	0	1	0	1	1	0	0	0	
		F	14	0	0	0	0	0	0	0	0	0	2	1	0	2	2	2	2	3	0	0	0	
C240	Extrahepatic Bile Duct	T	8	0	0	0	0	0	0	0	0	1	0	3	1	0	1	1	0	1	0	0	0	
		M	3	0	0	0	0	0	0	0	0	0	0	1	1	0	0	1	0	0	0	0	0	
		F	5	0	0	0	0	0	0	0	0	1	0	2	0	0	1	0	0	1	0	0	0	
C241	Ampulla of Vater	T	19	0	0	0	0	0	0	0	0	3	1	5	3	0	2	3	2	0	0	0	0	
		M	11	0	0	0	0	0	0	0	0	2	1	3	1	0	2	2	0	0	0	0	0	
		F	8	0	0	0	0	0	0	0	0	1	0	2	2	0	0	1	2	0	0	0	0	
C250	Pancreas: Head	T	66	0	0	0	1	0	0	0	0	2	5	8	10	17	2	9	7	4	1	0	0	
		M	23	0	0	0	0	0	0	0	0	0	1	3	4	7	1	2	4	1	0	0	0	
		F	43	0	0	0	1	0	0	0	0	2	4	5	6	10	1	7	3	3	1	0	0	
C251	Pancreas: Body	T	7	0	0	0	1	0	0	0	0	1	1	2	2	0	0	0	0	0	0	0	0	
		M	4	0	0	0	1	0	0	0	0	0	1	1	1	0	0	0	0	0	0	0	0	
		F	3	0	0	0	0	0	0	0	0	1	0	1	1	0	0	0	0	0	0	0	0	
C252	Pancreas: Tail	T	7	0	0	0	0	0	0	0	0	0	1	1	2	1	1	0	1	0	0	0	0	
		M	6	0	0	0	0	0	0	0	0	0	1	0	2	1	1	0	1	0	0	0	0	
		F	1	0	0	0	0	0	0	0	0	0	0	1	0	0	0	0	0	0	0	0	0	

15

TABLE V : PRIMARY SITE BY AGE GROUP (cont.)

SITE / AGE - GROUP			1+	5+	10+	15+	20+	25+	30+	35+	40+	45+	50+	55+	60+	65+	70+	75+	80+	85+	90+	95+		
C253	Pancreatic Duct	T	2	0	0	0	0	0	0	0	0	0	0	0	1	0	0	1	0	0	0	0	0	
		M	2	0	0	0	0	0	0	0	0	0	0	0	1	0	0	1	0	0	0	0	0	0
		F	0	0	0	0	0	0	0	0	0	0	0	0	0	0	0	0	0	0	0	0	0	0
C259	Pancreas NOS	T	34	0	0	0	0	0	1	1	1	0	2	6	6	6	2	3	0	6	0	0	0	
		M	17	0	0	0	0	0	0	0	0	1	0	1	2	2	4	1	2	0	4	0	0	
		F	17	0	0	0	0	0	0	1	1	0	0	1	4	4	2	1	1	0	2	0	0	
C300	Nasal Cavity	T	29	0	0	0	0	0	2	2	2	3	3	2	1	2	3	6	2	1	0	0	0	
		M	14	0	0	0	0	0	0	1	0	3	0	1	1	1	2	5	0	0	0	0	0	
		F	15	0	0	0	0	0	0	2	1	2	0	3	1	0	1	1	1	2	1	0	0	
C310	Maxillary Sinus	T	18	0	0	0	0	0	0	0	2	1	1	1	6	3	1	3	0	0	0	0	0	
		M	11	0	0	0	0	0	0	0	0	0	0	1	0	4	3	0	3	0	0	0	0	
		F	7	0	0	0	0	0	0	0	0	2	1	0	1	2	0	1	0	0	0	0	0	
C311	Ethmoid Sinus	T	4	0	0	0	0	0	0	0	0	0	0	0	0	0	0	2	1	0	0	1	0	
		M	3	0	0	0	0	0	0	0	0	0	0	0	0	0	0	1	1	0	0	1	0	
		F	1	0	0	0	0	0	0	0	0	0	0	0	0	0	0	1	0	0	0	0	0	
C318	Accessory Sinus: Overlap	T	1	0	0	0	0	0	0	0	0	0	0	0	1	0	0	0	0	0	0	0	0	
		M	0	0	0	0	0	0	0	0	0	0	0	0	0	0	0	0	0	0	0	0	0	
		F	1	0	0	0	0	0	0	0	0	0	0	0	1	0	0	0	0	0	0	0	0	
C320	Glottis	T	47	0	0	0	0	0	0	1	0	0	4	5	10	2	11	8	4	0	2	0	0	
		M	44	0	0	0	0	0	0	0	1	0	0	3	5	10	2	11	7	3	0	2	0	
		F	3	0	0	0	0	0	0	0	0	0	0	1	0	0	0	0	1	1	0	0	0	
C321	Supraglottis	T	31	0	0	0	0	0	1	0	3	1	3	5	8	1	4	4	1	0	0	0	0	
		M	28	0	0	0	0	0	1	0	2	1	3	5	7	1	4	3	1	0	0	0	0	
		F	3	0	0	0	0	0	0	0	0	1	0	0	0	1	0	0	1	0	0	0	0	
C328	Larynx: Overlapping	T	1	0	0	0	0	0	0	0	0	0	0	0	0	1	0	0	0	0	0	0	0	
		M	1	0	0	0	0	0	0	0	0	0	0	0	0	1	0	0	0	0	0	0	0	
		F	0	0	0	0	0	0	0	0	0	0	0	0	0	0	0	0	0	0	0	0	0	
C329	Larynx NOS	T	2	0	0	0	0	0	0	0	0	0	0	0	0	0	1	0	1	0	0	0	0	
		M	1	0	0	0	0	0	0	0	0	0	0	0	0	0	0	0	1	0	0	0	0	
		F	1	0	0	0	0	0	0	0	0	0	0	0	0	0	1	0	0	0	0	0	0	
C339	Trachea	T	3	0	0	0	0	0	0	0	0	0	0	0	1	0	1	0	1	0	0	0	0	
		M	2	0	0	0	0	0	0	0	0	0	0	0	1	0	1	0	0	0	0	0	0	
		F	1	0	0	0	0	0	0	0	0	0	0	0	0	0	0	0	1	0	0	0	0	

TABLE V : PRIMARY SITE BY AGE GROUP (cont.)

SITE / AGE - GROUP			1+	5+	10+	15+	20+	25+	30+	35+	40+	45+	50+	55+	60+	65+	70+	75+	80+	85+	90+	95+				
C340	Bronchus: Main	T	3	0	0	0	0	0	0	1	0	0	0	1	0	0	0	1	0	0	0	0	0			
		M	3	0	0	0	0	0	0	1	0	0	0	1	0	0	0	1	0	0	0	0	0	0		
		F	0	0	0	0	0	0	0	0	0	0	0	0	0	0	0	0	0	0	0	0	0	0	0	
C341	Lung: Upper Lobe	T	199	0	0	0	0	0	0	2	4	5	18	24	29	30	25	27	20	11	4	0	0	0		
		M	124	0	0	0	0	0	0	2	2	1	8	16	19	21	10	23	15	5	2	0	0	0	0	
		F	75	0	0	0	0	0	0	0	2	4	10	8	10	9	15	4	5	6	2	0	0	0	0	
C342	Lung: Middle Lobe	T	29	0	0	0	0	0	0	0	0	3	3	5	3	1	3	6	2	2	1	0	0	0	0	
		M	16	0	0	0	0	0	0	0	0	1	2	0	3	0	2	5	0	2	1	0	0	0	0	
		F	13	0	0	0	0	0	0	0	0	2	1	5	0	1	1	1	2	0	0	0	0	0	0	0
C343	Lung: Lower Lobe	T	139	1	0	0	0	1	1	2	5	9	10	16	16	19	21	19	9	8	1	1	1	1	1	
		M	74	0	0	0	0	0	1	1	0	4	5	8	12	11	11	13	3	3	1	1	1	1	1	
		F	65	1	0	0	0	0	1	0	1	5	5	5	8	4	8	10	6	6	5	0	0	0	0	0
C348	Lung, Bronchus: Overlap	T	10	0	0	0	0	0	0	0	0	0	1	1	3	3	1	0	1	0	0	0	0	0	0	
		M	5	0	0	0	0	0	0	0	0	0	1	1	1	2	0	0	0	0	0	0	0	0	0	0
		F	5	0	0	0	0	0	0	0	0	0	0	0	0	2	1	1	0	1	0	0	0	0	0	0
C349	Lung NOS	T	176	0	0	0	0	1	3	1	4	2	15	24	26	22	18	27	21	10	2	0	0	0	0	
		M	120	0	0	0	0	1	1	1	2	2	13	18	18	15	13	17	14	5	0	0	0	0	0	
		F	56	0	0	0	0	0	2	0	2	0	2	6	8	7	5	10	7	5	2	0	0	0	0	0
C379	Thymus	T	8	0	0	0	1	0	1	0	0	0	1	0	3	0	0	1	1	0	0	0	0	0	0	
		M	2	0	0	0	0	0	1	0	0	0	0	0	1	0	0	0	0	0	0	0	0	0	0	0
		F	6	0	0	0	0	1	0	0	0	0	0	1	0	2	0	0	1	1	0	0	0	0	0	0
C380	Heart	T	1	0	0	0	0	0	0	0	0	0	0	0	0	1	0	0	0	0	0	0	0	0	0	
		M	1	0	0	0	0	0	0	0	0	0	0	0	0	1	0	0	0	0	0	0	0	0	0	0
		F	0	0	0	0	0	0	0	0	0	0	0	0	0	0	0	0	0	0	0	0	0	0	0	0
C381	Mediastinum: Anterior	T	8	0	0	1	4	1	0	0	1	0	0	0	0	0	1	0	0	0	0	0	0	0	0	
		M	6	0	0	1	3	1	0	0	0	0	0	0	0	0	1	0	0	0	0	0	0	0	0	
		F	2	0	0	0	1	0	0	0	1	0	0	0	0	0	0	0	0	0	0	0	0	0	0	0
C382	Mediastinum: Posterior	T	1	0	0	0	0	0	0	0	0	0	0	1	0	0	0	0	0	0	0	0	0	0	0	
		M	1	0	0	0	0	0	0	0	0	0	0	1	0	0	0	0	0	0	0	0	0	0	0	
		F	0	0	0	0	0	0	0	0	0	0	0	0	0	0	0	0	0	0	0	0	0	0	0	0
C383	Mediastinum NOS	T	6	0	0	0	0	0	1	1	0	0	1	1	1	0	0	1	0	0	0	0	0	0	0	
		M	5	0	0	0	0	0	1	1	0	0	0	1	1	0	0	1	0	0	0	0	0	0	0	
		F	1	0	0	0	0	0	0	0	0	0	0	1	0	0	0	0	0	0	0	0	0	0	0	0

TABLE V : PRIMARY SITE BY AGE GROUP (cont.)

SITE / AGE - GROUP			1+	5+	10+	15+	20+	25+	30+	35+	40+	45+	50+	55+	60+	65+	70+	75+	80+	85+	90+	95+
C384 Pleura NOS	T	6	0	0	0	0	0	0	0	1	0	1	0	1	1	1	0	0	1	0	0	0
	M	2	0	0	0	0	0	0	0	0	0	0	0	0	1	1	0	0	0	0	0	0
	F	4	0	0	0	0	0	0	0	1	0	1	0	1	0	0	0	0	1	0	0	0
C400 Bone: Upper Long	T	5	0	0	0	4	0	0	0	0	1	0	0	0	0	0	0	0	0	0	0	0
	M	3	0	0	0	2	0	0	0	0	1	0	0	0	0	0	0	0	0	0	0	0
	F	2	0	0	0	2	0	0	0	0	0	0	0	0	0	0	0	0	0	0	0	0
C402 Bone: Lower Long	T	33	0	0	3	10	6	3	0	1	1	1	3	2	2	0	1	0	0	0	0	0
	M	22	0	0	3	5	5	3	0	1	0	1	3	1	0	0	0	0	0	0	0	0
	F	11	0	0	0	5	1	0	0	0	1	0	0	1	2	0	1	0	0	0	0	0
C403 Bone: Lower Short	T	2	0	0	0	0	0	0	0	0	0	0	0	0	1	0	0	0	1	0	0	0
	M	0	0	0	0	0	0	0	0	0	0	0	0	0	0	0	0	0	0	0	0	0
	F	2	0	0	0	0	0	0	0	0	0	0	0	0	1	0	0	0	1	0	0	0
C410 Bone: Skull and Face	T	2	0	0	1	0	0	0	1	0	0	0	0	0	0	0	0	0	0	0	0	0
	M	0	0	0	0	0	0	0	0	0	0	0	0	0	0	0	0	0	0	0	0	0
	F	2	0	0	1	0	0	0	1	0	0	0	0	0	0	0	0	0	0	0	0	0
C411 Bone: Mandible	T	2	0	0	0	1	0	0	1	0	0	0	0	0	0	0	0	0	0	0	0	0
	M	0	0	0	0	0	0	0	0	0	0	0	0	0	0	0	0	0	0	0	0	0
	F	2	0	0	0	1	0	0	1	0	0	0	0	0	0	0	0	0	0	0	0	0
C412 Bone: Vertebral Column	T	6	0	0	0	0	1	0	1	0	1	1	0	0	0	2	0	0	0	0	0	0
	M	3	0	0	0	0	0	0	1	0	1	0	0	0	0	1	0	0	0	0	0	0
	F	3	0	0	0	0	1	0	0	0	0	1	0	0	0	1	0	0	0	0	0	0
C413 Bone: Rib, Sterum, Clavicle	T	1	0	0	0	0	0	0	0	0	0	0	0	0	0	1	0	0	0	0	0	0
	M	1	0	0	0	0	0	0	0	0	0	0	0	0	0	1	0	0	0	0	0	0
	F	0	0	0	0	0	0	0	0	0	0	0	0	0	0	0	0	0	0	0	0	0
C414 Bone: Pelvic, Sacrum, Coccyx	T	6	0	0	0	0	2	0	0	0	0	0	1	1	0	0	1	0	0	1	0	0
	M	4	0	0	0	0	2	0	0	0	0	0	0	1	0	0	1	0	0	0	0	0
	F	2	0	0	0	0	0	0	0	0	0	0	1	0	0	0	0	0	0	1	0	0
C421 Bone Marrow	T	256	3	13	4	11	11	6	6	12	15	16	22	20	25	35	18	18	11	5	4	1
	M	146	1	9	1	7	8	5	4	6	10	8	12	10	12	19	14	10	6	2	2	0
	F	110	2	4	3	4	3	1	2	6	5	8	10	10	13	16	4	8	5	3	2	1
C422 Spleen	T	2	0	0	0	0	0	0	0	0	0	0	1	0	0	0	1	0	0	0	0	0
	M	2	0	0	0	0	0	0	0	0	0	0	1	0	0	0	1	0	0	0	0	0
	F	0	0	0	0	0	0	0	0	0	0	0	0	0	0	0	0	0	0	0	0	0

TABLE V : PRIMARY SITE BY AGE GROUP (cont.)

SITE / AGE - GROUP			1+	5+	10+	15+	20+	25+	30+	35+	40+	45+	50+	55+	60+	65+	70+	75+	80+	85+	90+	95+	
C440	Skin of lip, NOS	T	9	0	0	0	0	0	0	0	1	0	0	0	1	1	2	1	2	1	0	0	
		M	2	0	0	0	0	0	0	0	0	0	0	0	0	0	0	0	1	0	1	0	0
		F	7	0	0	0	0	0	0	0	0	1	0	0	0	1	1	2	0	2	0	0	0
C441	Eyelid	T	11	0	0	0	0	1	0	0	1	0	1	0	2	2	0	1	1	1	0	1	
		M	8	0	0	0	0	1	0	0	1	0	1	0	1	1	0	1	1	0	0	0	1
		F	3	0	0	0	0	0	0	0	0	0	0	0	0	1	1	0	0	0	1	0	0
C442	External Ear	T	8	0	0	0	0	0	0	0	1	0	1	1	0	1	1	0	1	0	0	0	2
		M	3	0	0	0	0	0	0	0	0	0	0	1	0	0	1	0	0	0	0	0	1
		F	5	0	0	0	0	0	0	0	0	1	0	1	0	0	1	0	0	1	0	0	1
C443	Skin: Cheek ChinFaceForehead	T	52	0	0	0	0	0	0	0	1	2	2	2	5	5	5	11	9	5	5	0	
		M	25	0	0	0	0	0	0	0	0	2	0	1	4	3	3	6	4	1	1	0	
		F	27	0	0	0	0	0	0	0	0	1	0	2	1	1	2	2	5	5	4	4	0
C444	Skin of Scalp and Neck	T	6	0	0	0	0	1	0	1	0	0	0	0	0	0	1	1	1	0	1	0	
		M	2	0	0	0	0	1	0	1	0	0	0	0	0	0	0	0	0	0	0	0	0
		F	4	0	0	0	0	0	0	0	0	0	0	0	0	0	0	1	1	1	0	1	0
C445	Skin of Trunk	T	24	0	1	0	2	0	1	1	0	1	3	1	4	1	0	3	1	4	1	0	0
		M	15	0	1	0	1	0	1	0	0	1	2	0	3	0	0	3	0	2	1	0	0
		F	9	0	0	0	1	0	0	1	0	0	1	1	1	1	0	0	1	2	0	0	0
C446	Skin of upper limb & shoulder	T	10	0	0	0	1	0	1	0	1	0	1	0	2	1	0	0	2	1	0	0	
		M	6	0	0	0	1	0	1	0	0	0	0	0	2	1	0	0	1	0	0	0	
		F	4	0	0	0	0	0	0	0	1	0	1	0	0	0	0	0	0	1	1	0	0
C447	Skin of lower limb and hip	T	30	0	0	1	0	0	1	2	2	2	2	1	3	1	4	1	3	2	4	1	0
		M	19	0	0	1	0	0	0	2	1	1	1	1	2	0	2	1	2	2	3	0	0
		F	11	0	0	0	0	0	1	0	1	1	1	0	1	1	2	0	1	0	1	1	0
C449	Skin NOS	T	4	0	0	0	0	1	0	0	0	1	0	0	1	0	1	0	0	0	0	0	0
		M	2	0	0	0	0	1	0	0	0	1	0	0	0	0	0	0	0	0	0	0	0
		F	2	0	0	0	0	0	0	0	0	0	0	0	1	0	1	0	0	0	0	0	0
C470	AutNervSys: HeadFaceNeck	T	2	0	0	0	0	1	0	0	0	0	1	0	0	0	0	0	0	0	0	0	0
		M	0	0	0	0	0	0	0	0	0	0	0	0	0	0	0	0	0	0	0	0	0
		F	2	0	0	0	0	1	0	0	0	0	1	0	0	0	0	0	0	0	0	0	0
C471	AutNervSystem: Upper Limb	T	2	0	0	0	0	0	0	0	2	0	0	0	0	0	0	0	0	0	0	0	0
		M	1	0	0	0	0	0	0	0	0	1	0	0	0	0	0	0	0	0	0	0	0
		F	1	0	0	0	0	0	0	0	0	1	0	0	0	0	0	0	0	0	0	0	0

61

TABLE V : PRIMARY SITE BY AGE GROUP (cont.)

SITE / AGE - GROUP			1+	5+	10+	15+	20+	25+	30+	35+	40+	45+	50+	55+	60+	65+	70+	75+	80+	85+	90+	95+			
C472	AutNervSystem:Lower Limb	T	1	0	0	0	0	0	0	0	0	0	0	0	1	0	0	0	0	0	0	0	0		
		M	1	0	0	0	0	0	0	0	0	0	0	0	1	0	0	0	0	0	0	0	0	0	
		F	0	0	0	0	0	0	0	0	0	0	0	0	0	0	0	0	0	0	0	0	0	0	
C473	Aut Nerv System: Thorax	T	2	0	0	0	0	0	0	0	0	0	0	1	0	0	1	0	0	0	0	0	0	0	
		M	1	0	0	0	0	0	0	0	0	0	0	0	0	0	1	0	0	0	0	0	0	0	
		F	1	0	0	0	0	0	0	0	0	0	0	1	0	0	0	0	0	0	0	0	0	0	0
C474	AutNervSystem: Abdomen	T	1	0	1	0	0	0	0	0	0	0	0	0	0	0	0	0	0	0	0	0	0	0	
		M	0	0	0	0	0	0	0	0	0	0	0	0	0	0	0	0	0	0	0	0	0	0	0
		F	1	0	1	0	0	0	0	0	0	0	0	0	0	0	0	0	0	0	0	0	0	0	0
C475	Aut Nerv System: Pelvis	T	1	0	0	0	0	0	0	0	0	0	0	1	0	0	0	0	0	0	0	0	0	0	
		M	0	0	0	0	0	0	0	0	0	0	0	0	0	0	0	0	0	0	0	0	0	0	0
		F	1	0	0	0	0	0	0	0	0	0	0	1	0	0	0	0	0	0	0	0	0	0	0
C478	Aut Nerv System: Overlap	T	1	0	0	1	0	0	0	0	0	0	0	0	0	0	0	0	0	0	0	0	0	0	
		M	1	0	0	1	0	0	0	0	0	0	0	0	0	0	0	0	0	0	0	0	0	0	0
		F	0	0	0	0	0	0	0	0	0	0	0	0	0	0	0	0	0	0	0	0	0	0	0
C479	Autonomic Nerv Sys NOS	T	1	0	1	0	0	0	0	0	0	0	0	0	0	0	0	0	0	0	0	0	0	0	
		M	0	0	0	0	0	0	0	0	0	0	0	0	0	0	0	0	0	0	0	0	0	0	0
		F	1	0	1	0	0	0	0	0	0	0	0	0	0	0	0	0	0	0	0	0	0	0	0
C480	Retroperitoneum	T	13	1	1	0	1	0	0	0	0	1	1	0	3	0	2	2	1	0	0	0	0	0	
		M	4	0	1	0	0	0	0	0	0	1	0	0	1	0	1	0	0	0	0	0	0	0	
		F	9	1	0	0	1	0	0	0	0	0	1	0	2	0	1	2	1	0	0	0	0	0	
C481	Peritoneum: Specified pts	T	3	0	0	0	0	0	0	0	0	0	0	2	0	0	0	0	0	0	0	1	0	0	
		M	2	0	0	0	0	0	0	0	0	0	0	2	0	0	0	0	0	0	0	0	0	0	
		F	1	0	0	0	0	0	0	0	0	0	0	0	0	0	0	0	0	0	0	1	0	0	
C482	Peritoneum NOS	T	13	0	0	0	0	0	0	0	0	0	0	3	3	0	2	1	3	1	0	0	0	0	
		M	1	0	0	0	0	0	0	0	0	0	0	0	0	0	0	0	0	1	0	0	0	0	
		F	12	0	0	0	0	0	0	0	0	0	0	3	3	0	2	1	3	0	0	0	0	0	0
C490	Connective: Head, Face, Neck	T	8	0	0	1	0	0	0	0	0	0	1	0	3	1	1	0	1	0	0	0	0	0	
		M	3	0	0	0	0	0	0	0	0	0	0	0	2	1	0	0	0	0	0	0	0	0	
		F	5	0	0	1	0	0	0	0	0	0	1	0	1	0	1	0	1	0	0	0	0	0	0
C491	Connective Upperlimb Shoulder	T	14	0	0	1	0	0	0	2	1	1	2	1	2	2	0	0	0	1	0	0	0	1	
		M	6	0	0	0	0	0	0	1	1	1	1	1	0	0	0	0	0	0	0	0	0	0	1
		F	8	0	0	1	0	0	0	1	0	0	1	0	2	2	0	0	0	1	0	0	0	0	0

TABLE V : PRIMARY SITE BY AGE GROUP (cont.)

SITE / AGE - GROUP			1+	5+	10+	15+	20+	25+	30+	35+	40+	45+	50+	55+	60+	65+	70+	75+	80+	85+	90+	95+	
C492	Connective: Lower limb & hip	T	26	0	0	0	0	1	1	1	1	1	2	3	3	3	4	1	0	4	1	0	0
		M	10	0	0	0	0	0	0	0	0	0	1	1	0	0	3	0	0	4	1	0	0
		F	16	0	0	0	0	1	1	1	1	1	1	2	3	3	1	1	0	0	0	0	0
C493	Connective: Thorax	T	11	0	0	0	0	0	1	0	1	3	1	0	1	1	2	1	0	0	0	0	0
		M	8	0	0	0	0	0	0	0	0	1	1	1	0	1	1	2	1	0	0	0	0
		F	3	0	0	0	0	0	0	1	0	0	2	0	0	0	0	0	0	0	0	0	0
C494	Connective: Abdomen	T	5	0	0	0	0	0	0	1	0	0	0	1	1	0	1	1	0	0	0	0	0
		M	0	0	0	0	0	0	0	0	0	0	0	0	0	0	0	0	0	0	0	0	0
		F	5	0	0	0	0	0	0	1	0	0	0	1	1	0	1	1	0	0	0	0	0
C495	Connective: Pelvis	T	11	1	1	0	0	0	0	0	1	0	0	1	3	1	1	1	1	1	0	0	0
		M	4	0	0	0	0	0	0	0	1	0	0	0	1	0	1	0	1	0	1	0	0
		F	7	1	1	0	0	0	0	0	0	0	0	1	2	1	0	1	0	0	0	0	0
C499	Connective NOS	T	1	0	0	0	0	0	0	0	0	0	0	1	0	0	0	0	0	0	0	0	0
		M	1	0	0	0	0	0	0	0	0	0	0	1	0	0	0	0	0	0	0	0	0
		F	0	0	0	0	0	0	0	0	0	0	0	0	0	0	0	0	0	0	0	0	0
C500	Nipple	T	12	0	0	0	0	0	0	0	0	2	1	4	1	1	0	2	1	0	0	0	0
		M	0	0	0	0	0	0	0	0	0	0	0	0	0	0	0	0	0	0	0	0	0
		F	12	0	0	0	0	0	0	0	0	2	1	4	1	1	0	2	1	0	0	0	0
C501	Central portion of breast	T	79	0	0	0	0	0	0	2	6	4	17	14	9	13	6	3	2	1	2	0	0
		M	2	0	0	0	0	0	0	0	0	0	1	0	0	0	0	1	0	0	0	0	0
		F	77	0	0	0	0	0	0	2	6	4	16	14	9	13	6	2	2	1	2	0	0
C502	Upper-inner quadrant breast	T	120	0	0	0	0	0	2	7	16	18	23	15	18	7	2	8	3	0	1	0	0
		M	0	0	0	0	0	0	0	0	0	0	0	0	0	0	0	0	0	0	0	0	0
		F	120	0	0	0	0	0	2	7	16	18	23	15	18	7	2	8	3	0	1	0	0
C503	Lower-inner quadrant breast	T	57	0	0	0	0	0	4	5	3	6	7	7	7	9	4	3	1	1	0	0	0
		M	0	0	0	0	0	0	0	0	0	0	0	0	0	0	0	0	0	0	0	0	0
		F	57	0	0	0	0	0	4	5	3	6	7	7	7	9	4	3	1	1	0	0	0
C504	Upper-outer quadrant breast	T	331	0	0	0	0	0	6	14	29	52	55	54	43	33	20	13	8	3	1	0	0
		M	0	0	0	0	0	0	0	0	0	0	0	0	0	0	0	0	0	0	0	0	0
		F	331	0	0	0	0	0	6	14	29	52	55	54	43	33	20	13	8	3	1	0	0
C505	Lower-outer quadrant breast	T	71	0	0	0	0	0	2	0	9	11	12	9	12	6	3	3	2	1	1	0	0
		M	1	0	0	0	0	0	0	0	0	0	1	0	0	0	0	0	0	0	0	0	0
		F	70	0	0	0	0	0	2	0	9	11	11	9	12	6	3	3	2	1	1	0	0

TABLE V : PRIMARY SITE BY AGE GROUP (cont.)

SITE / AGE - GROUP			1+	5+	10+	15+	20+	25+	30+	35+	40+	45+	50+	55+	60+	65+	70+	75+	80+	85+	90+	95+		
C506	Axillary tail of breast	T	2	0	0	0	0	0	0	0	0	0	0	0	0	1	0	0	1	0	0	0	0	
		M	0	0	0	0	0	0	0	0	0	0	0	0	0	0	0	0	0	0	0	0	0	0
		F	2	0	0	0	0	0	0	0	0	0	0	0	0	1	0	0	1	0	0	0	0	0
C508	Overlapping lesion of breast	T	133	0	0	0	0	0	2	7	11	19	26	18	20	14	6	2	4	4	4	0	0	
		M	0	0	0	0	0	0	0	0	0	0	0	0	0	0	0	0	0	0	0	0	0	0
		F	133	0	0	0	0	0	2	7	11	19	26	18	20	14	6	2	4	4	4	0	0	
C509	Breast NOS	T	110	0	0	0	0	0	5	8	7	14	16	17	18	12	4	8	1	0	0	0	0	
		M	1	0	0	0	0	0	0	0	0	0	0	0	0	0	1	0	0	0	0	0	0	
		F	109	0	0	0	0	0	5	8	7	14	16	17	18	12	3	8	1	0	0	0	0	
C510	Labium majus	T	2	0	0	0	0	0	0	0	0	0	1	0	0	0	0	0	0	1	0	0	0	
		M	0	0	0	0	0	0	0	0	0	0	0	0	0	0	0	0	0	0	0	0	0	0
		F	2	0	0	0	0	0	0	0	0	0	1	0	0	0	0	0	0	1	0	0	0	
C519	Vulva NOS	T	8	0	0	0	0	0	2	0	1	1	0	0	1	0	1	1	1	0	1	0		
		M	0	0	0	0	0	0	0	0	0	0	0	0	0	0	0	0	0	0	0	0	0	
		F	8	0	0	0	0	0	2	0	1	1	0	0	1	0	1	1	1	0	1	0		
C529	Vagina NOS	T	10	0	0	0	0	0	0	0	0	2	0	1	2	1	0	1	1	1	1	1	0	
		M	0	0	0	0	0	0	0	0	0	0	0	0	0	0	0	0	0	0	0	0	0	
		F	10	0	0	0	0	0	0	0	0	2	0	1	2	1	0	1	1	1	1	1	0	
C530	Endocervix	T	8	0	0	0	0	0	1	1	0	2	3	1	0	0	0	0	0	0	0	0	0	
		M	0	0	0	0	0	0	0	0	0	0	0	0	0	0	0	0	0	0	0	0	0	
		F	8	0	0	0	0	0	0	1	1	0	2	3	1	0	0	0	0	0	0	0	0	
C531	Exocervix	T	4	0	0	0	0	0	0	0	0	2	1	1	0	0	0	0	0	0	0	0	0	
		M	0	0	0	0	0	0	0	0	0	0	0	0	0	0	0	0	0	0	0	0	0	
		F	4	0	0	0	0	0	0	0	0	2	1	1	0	0	0	0	0	0	0	0	0	
C539	Cervix uteri	T	250	0	0	0	0	1	5	15	22	28	41	31	30	26	17	15	13	2	3	1		
		M	0	0	0	0	0	0	0	0	0	0	0	0	0	0	0	0	0	0	0	0	0	
		F	250	0	0	0	0	1	5	15	22	28	41	31	30	26	17	15	13	2	3	1		
C541	Endometrium	T	141	0	0	0	0	1	2	3	4	4	19	23	26	24	14	13	4	4	0	0		
		M	0	0	0	0	0	0	0	0	0	0	0	0	0	0	0	0	0	0	0	0	0	
		F	141	0	0	0	0	1	2	3	4	4	19	23	26	24	14	13	4	4	0	0		
C542	Myometrium	T	5	0	0	0	0	0	0	0	1	1	2	1	0	0	0	0	0	0	0	0	0	
		M	0	0	0	0	0	0	0	0	0	0	0	0	0	0	0	0	0	0	0	0	0	
		F	5	0	0	0	0	0	0	0	0	1	1	2	1	0	0	0	0	0	0	0	0	

TABLE V : PRIMARY SITE BY AGE GROUP (cont.)

SITE / AGE - GROUP			1+	5+	10+	15+	20+	25+	30+	35+	40+	45+	50+	55+	60+	65+	70+	75+	80+	85+	90+	95+		
C548	Corpus uteri: Overlap	T	5	0	0	0	0	0	0	0	0	1	1	1	0	1	0	0	0	0	0	1	0	
		M	0	0	0	0	0	0	0	0	0	0	0	0	0	0	0	0	0	0	0	0	0	0
		F	5	0	0	0	0	0	0	0	0	0	1	1	1	0	1	0	0	0	0	0	1	0
C549	Corpus uteri	T	4	0	0	0	0	0	0	0	0	1	1	0	1	0	0	0	0	1	0	0	0	
		M	0	0	0	0	0	0	0	0	0	0	0	0	0	0	0	0	0	0	0	0	0	0
		F	4	0	0	0	0	0	0	0	0	0	1	1	0	1	0	0	0	1	0	0	0	0
C559	Uterus NOS	T	5	0	0	0	0	0	0	0	0	2	1	1	1	0	0	0	0	0	0	0	0	
		M	0	0	0	0	0	0	0	0	0	0	0	0	0	0	0	0	0	0	0	0	0	0
		F	5	0	0	0	0	0	0	0	0	0	2	1	1	1	0	0	0	0	0	0	0	0
C569	Ovary	T	152	0	0	1	1	2	3	5	10	13	18	21	18	24	18	5	8	2	3	0	0	
		M	0	0	0	0	0	0	0	0	0	0	0	0	0	0	0	0	0	0	0	0	0	0
		F	152	0	0	1	1	2	3	5	10	13	18	21	18	24	18	5	8	2	3	0	0	
C570	Fallopian tube	T	3	0	0	0	0	0	0	0	0	0	0	0	1	0	0	0	0	1	1	0	0	
		M	0	0	0	0	0	0	0	0	0	0	0	0	0	0	0	0	0	0	0	0	0	0
		F	3	0	0	0	0	0	0	0	0	0	0	0	1	0	0	0	0	1	1	0	0	
C574	Uterine adnexa	T	1	0	0	0	0	0	0	0	0	0	0	0	0	1	0	0	0	0	0	0	0	
		M	0	0	0	0	0	0	0	0	0	0	0	0	0	0	0	0	0	0	0	0	0	0
		F	1	0	0	0	0	0	0	0	0	0	0	0	0	1	0	0	0	0	0	0	0	0
C589	Placenta	T	7	0	0	0	0	1	2	1	1	1	0	1	0	0	0	0	0	0	0	0	0	
		M	0	0	0	0	0	0	0	0	0	0	0	0	0	0	0	0	0	0	0	0	0	0
		F	7	0	0	0	0	1	2	1	1	1	0	1	0	0	0	0	0	0	0	0	0	0
C601	Glans penis	T	1	0	0	0	0	0	0	0	0	0	0	0	0	1	0	0	0	0	0	0	0	
		M	1	0	0	0	0	0	0	0	0	0	0	0	0	1	0	0	0	0	0	0	0	
		F	0	0	0	0	0	0	0	0	0	0	0	0	0	0	0	0	0	0	0	0	0	0
C608	Penis: Overlap	T	1	0	0	0	0	0	0	0	0	0	0	1	0	0	0	0	0	0	0	0	0	
		M	1	0	0	0	0	0	0	0	0	0	0	1	0	0	0	0	0	0	0	0	0	
		F	0	0	0	0	0	0	0	0	0	0	0	0	0	0	0	0	0	0	0	0	0	0
C609	Penis NOS	T	13	0	0	0	0	0	1	0	0	2	3	0	0	2	3	1	1	0	0	0	0	
		M	13	0	0	0	0	0	1	0	0	2	3	0	0	2	3	1	1	0	0	0	0	
		F	0	0	0	0	0	0	0	0	0	0	0	0	0	0	0	0	0	0	0	0	0	0
C619	Prostate gland	T	369	0	0	0	0	0	0	0	1	1	4	18	60	59	72	84	40	24	5	1	1	
		M	369	0	0	0	0	0	0	0	1	1	4	18	60	59	72	84	40	24	5	1	1	
		F	0	0	0	0	0	0	0	0	0	0	0	0	0	0	0	0	0	0	0	0	0	

23

TABLE V : PRIMARY SITE BY AGE GROUP (cont.)

SITE / AGE - GROUP			1+	5+	10+	15+	20+	25+	30+	35+	40+	45+	50+	55+	60+	65+	70+	75+	80+	85+	90+	95+	
C629	Testis NOS	T	14	1	0	0	0	0	3	0	0	2	1	2	2	0	0	2	0	0	1	0	0
		M	14	1	0	0	0	0	3	0	0	2	1	2	2	0	0	2	0	0	1	0	0
		F	0	0	0	0	0	0	0	0	0	0	0	0	0	0	0	0	0	0	0	0	0
C632	Scrotum NOS	T	2	0	0	0	0	0	0	0	0	0	0	0	0	0	0	2	0	0	0	0	0
		M	2	0	0	0	0	0	0	0	0	0	0	0	0	0	0	2	0	0	0	0	0
		F	0	0	0	0	0	0	0	0	0	0	0	0	0	0	0	0	0	0	0	0	0
C649	Kidney NOS	T	80	1	3	0	0	2	0	1	2	4	5	7	10	9	5	16	8	3	3	1	0
		M	50	1	1	0	0	0	0	1	1	3	4	3	7	6	2	10	6	2	2	1	0
		F	30	0	2	0	0	2	0	0	1	1	1	4	3	3	3	6	2	1	1	0	0
C659	Renal pelvis	T	8	0	0	0	0	0	0	0	0	0	0	0	0	0	3	2	1	2	0	0	0
		M	3	0	0	0	0	0	0	0	0	0	0	0	0	0	2	0	1	0	0	0	0
		F	5	0	0	0	0	0	0	0	0	0	0	0	0	0	1	2	0	2	0	0	0
C669	Ureter	T	14	0	0	0	0	0	0	0	0	0	0	1	2	2	2	2	3	1	1	0	0
		M	7	0	0	0	0	0	0	0	0	0	0	1	2	2	0	1	0	0	1	0	0
		F	7	0	0	0	0	0	0	0	0	0	0	0	0	0	2	1	3	1	0	0	0
C672	Lateral wall of Bladder	T	4	0	0	0	0	0	0	0	0	0	0	0	0	0	2	1	0	0	0	0	1
		M	3	0	0	0	0	0	0	0	0	0	0	0	0	0	2	0	0	0	0	0	1
		F	1	0	0	0	0	0	0	0	0	0	0	0	0	0	0	1	0	0	0	0	0
C673	Anterior wall of Bladder	T	1	0	0	0	0	0	0	0	0	0	0	0	0	0	1	0	0	0	0	0	0
		M	1	0	0	0	0	0	0	0	0	0	0	0	0	0	1	0	0	0	0	0	0
		F	0	0	0	0	0	0	0	0	0	0	0	0	0	0	0	0	0	0	0	0	0
C674	Posterior wall of Bladder	T	4	0	0	0	0	0	0	0	0	0	0	2	0	0	1	0	0	0	0	0	1
		M	3	0	0	0	0	0	0	0	0	0	0	1	0	0	1	0	0	0	0	0	1
		F	1	0	0	0	0	0	0	0	0	0	0	1	0	0	0	0	0	0	0	0	0
C675	Bladder Neck	T	1	0	0	0	0	0	0	0	0	0	0	0	0	0	0	0	1	0	0	0	0
		M	1	0	0	0	0	0	0	0	0	0	0	0	0	0	0	0	1	0	0	0	0
		F	0	0	0	0	0	0	0	0	0	0	0	0	0	0	0	0	0	0	0	0	0
C678	Bladder: Overlap	T	3	0	0	0	0	0	0	0	0	0	0	0	1	0	1	0	0	1	0	0	0
		M	2	0	0	0	0	0	0	0	0	0	0	0	1	0	0	0	0	1	0	0	0
		F	1	0	0	0	0	0	0	0	0	0	0	0	0	0	1	0	0	0	0	0	0
C679	Bladder NOS	T	131	0	0	0	0	0	0	0	0	1	6	7	3	23	15	20	27	13	12	2	2
		M	97	0	0	0	0	0	0	0	0	0	3	6	3	18	13	16	16	10	9	1	2
		F	34	0	0	0	0	0	0	0	0	1	3	1	0	5	2	4	11	3	3	1	0

TABLE V : PRIMARY SITE BY AGE GROUP (cont.)

SITE / AGE - GROUP			1+	5+	10+	15+	20+	25+	30+	35+	40+	45+	50+	55+	60+	65+	70+	75+	80+	85+	90+	95+			
C690	Conjunctiva	T	3	0	0	0	0	0	1	0	0	0	0	0	0	0	0	1	1	0	0	0	0		
		M	3	0	0	0	0	0	1	0	0	0	0	0	0	0	0	0	1	1	0	0	0	0	
		F	0	0	0	0	0	0	0	0	0	0	0	0	0	0	0	0	0	0	0	0	0	0	0
C692	Retina	T	14	1	13	0	0	0	0	0	0	0	0	0	0	0	0	0	0	0	0	0	0	0	
		M	8	1	7	0	0	0	0	0	0	0	0	0	0	0	0	0	0	0	0	0	0	0	0
		F	6	0	6	0	0	0	0	0	0	0	0	0	0	0	0	0	0	0	0	0	0	0	0
C693	Choroid	T	1	0	0	0	0	0	0	0	0	0	0	0	0	0	0	0	0	0	0	1	0	0	
		M	0	0	0	0	0	0	0	0	0	0	0	0	0	0	0	0	0	0	0	0	0	0	0
		F	1	0	0	0	0	0	0	0	0	0	0	0	0	0	0	0	0	0	0	1	0	0	0
C694	Ciliary Body	T	2	0	0	0	0	0	0	0	0	0	0	0	0	0	0	0	0	0	0	2	0	0	
		M	1	0	0	0	0	0	0	0	0	0	0	0	0	0	0	0	0	0	0	1	0	0	
		F	1	0	0	0	0	0	0	0	0	0	0	0	0	0	0	0	0	0	0	1	0	0	0
C695	Lacrimal Gland	T	6	0	0	0	0	0	0	0	2	1	0	0	0	0	0	1	1	1	0	0	0	0	
		M	2	0	0	0	0	0	0	0	0	1	1	0	0	0	0	0	0	0	0	0	0	0	0
		F	4	0	0	0	0	0	0	0	0	1	0	0	0	0	0	1	1	1	0	0	0	0	0
C696	Orbit NOS	T	22	0	0	0	0	0	1	1	0	1	4	5	0	2	2	3	1	0	1	1	1	1	
		M	12	0	0	0	0	0	0	1	0	0	3	1	0	2	2	2	0	0	0	0	0	1	
		F	10	0	0	0	0	0	0	1	0	0	1	1	4	0	0	0	1	1	0	1	0	0	
C699	Eye NOS	T	2	0	1	0	0	0	0	0	0	0	0	0	1	0	0	0	0	0	0	0	0	0	
		M	2	0	1	0	0	0	0	0	0	0	0	0	0	1	0	0	0	0	0	0	0	0	
		F	0	0	0	0	0	0	0	0	0	0	0	0	0	0	0	0	0	0	0	0	0	0	0
C700	Cerebral Meninges	T	2	1	0	0	0	1	0	0	0	0	0	0	0	0	0	0	0	0	0	0	0	0	
		M	1	0	0	0	0	1	0	0	0	0	0	0	0	0	0	0	0	0	0	0	0	0	
		F	1	1	0	0	0	0	0	0	0	0	0	0	0	0	0	0	0	0	0	0	0	0	0
C710	Cerebrum	T	9	0	0	0	0	2	0	1	1	1	0	2	1	0	0	1	0	0	0	0	0	0	
		M	3	0	0	0	0	0	1	0	0	0	0	0	0	1	0	0	1	0	0	0	0	0	
		F	6	0	0	0	0	0	1	0	1	1	1	0	2	0	0	0	0	0	0	0	0	0	0
C711	Frontal Lobe	T	23	0	0	1	0	0	3	3	3	1	3	0	2	1	6	0	0	0	0	0	0	0	
		M	12	0	0	0	0	0	2	3	1	1	1	0	0	1	3	0	0	0	0	0	0	0	
		F	11	0	0	1	0	0	1	0	2	0	2	0	2	0	3	0	0	0	0	0	0	0	0
C712	Temporal Lobe	T	19	0	1	0	1	0	1	1	2	1	4	2	2	2	2	0	0	0	0	0	0	0	
		M	12	0	0	0	1	0	0	1	0	1	4	1	1	1	2	0	0	0	0	0	0	0	
		F	7	0	1	0	0	0	1	0	2	0	0	1	1	1	0	0	0	0	0	0	0	0	

25

TABLE V : PRIMARY SITE BY AGE GROUP (cont.)

SITE / AGE - GROUP			1+	5+	10+	15+	20+	25+	30+	35+	40+	45+	50+	55+	60+	65+	70+	75+	80+	85+	90+	95+	
C713	Parietal Lobe	T	5	0	0	0	0	0	0	0	0	0	1	3	0	0	1	0	0	0	0	0	0
		M	3	0	0	0	0	0	0	0	0	0	0	1	1	0	0	1	0	0	0	0	0
		F	2	0	0	0	0	0	0	0	0	0	0	0	2	0	0	0	0	0	0	0	0
C715	Ventricle NOS	T	2	0	0	0	1	0	0	1	0	0	0	0	0	0	0	0	0	0	0	0	0
		M	1	0	0	0	0	0	0	1	0	0	0	0	0	0	0	0	0	0	0	0	0
		F	1	0	0	0	1	0	0	0	0	0	0	0	0	0	0	0	0	0	0	0	0
C716	Cerebellum NOS	T	10	0	0	2	2	0	1	0	1	0	1	1	1	0	1	0	0	0	0	0	0
		M	5	0	0	2	1	0	0	0	1	0	1	0	0	0	0	0	0	0	0	0	0
		F	5	0	0	0	1	0	1	0	0	0	0	1	1	0	1	0	0	0	0	0	0
C717	Brain Stem	T	9	2	1	1	1	2	0	0	1	1	0	0	0	0	0	0	0	0	0	0	0
		M	4	1	0	0	1	1	0	0	0	1	0	0	0	0	0	0	0	0	0	0	0
		F	5	1	1	1	0	1	0	0	1	0	0	0	0	0	0	0	0	0	0	0	0
C718	Brain: Overlap	T	9	0	0	1	0	0	0	0	0	4	0	0	1	1	1	1	1	0	0	0	0
		M	4	0	0	0	0	0	0	0	0	0	1	0	0	1	1	0	1	0	0	0	0
		F	5	0	0	1	0	0	0	0	0	0	3	0	0	0	0	1	0	0	0	0	0
C719	Brain NOS	T	17	0	1	0	1	0	0	1	2	1	1	1	2	2	4	1	0	0	0	0	0
		M	12	0	1	0	1	0	0	1	1	0	1	0	1	2	3	1	0	0	0	0	0
		F	5	0	0	0	0	0	0	0	1	1	0	1	1	0	1	0	0	0	0	0	0
C720	Spinal Cord	T	2	0	0	0	1	0	0	0	0	0	0	0	0	0	0	0	1	0	0	0	0
		M	1	0	0	0	1	0	0	0	0	0	0	0	0	0	0	0	0	0	0	0	0
		F	1	0	0	0	0	0	0	0	0	0	0	0	0	0	0	0	1	0	0	0	0
C729	Nervous System NOS	T	10	0	0	0	0	0	0	0	0	2	0	1	3	0	2	1	1	0	0	0	0
		M	4	0	0	0	0	0	0	0	0	1	0	0	1	0	1	0	1	0	0	0	0
		F	6	0	0	0	0	0	0	0	0	1	0	1	2	0	1	1	0	0	0	0	0
C739	Thyroid Gland	T	257	0	0	1	2	6	17	22	23	26	24	27	27	22	19	13	12	8	7	1	0
		M	57	0	0	0	0	2	1	2	3	5	5	7	4	8	6	4	5	1	4	0	0
		F	200	0	0	1	2	4	16	20	20	21	19	20	23	14	13	9	7	7	3	1	0
C740	Cortex of Adrenal Gland	T	1	0	0	0	0	0	0	0	0	0	0	0	0	0	0	1	0	0	0	0	0
		M	0	0	0	0	0	0	0	0	0	0	0	0	0	0	0	0	0	0	0	0	0
		F	1	0	0	0	0	0	0	0	0	0	0	0	0	0	0	1	0	0	0	0	0
C741	Medulla of Adrenal Gland	T	3	0	0	0	0	1	0	1	0	0	0	1	0	0	0	0	0	0	0	0	0
		M	1	0	0	0	0	1	0	0	0	0	0	0	0	0	0	0	0	0	0	0	0
		F	2	0	0	0	0	0	0	1	0	0	0	1	0	0	0	0	0	0	0	0	0

TABLE V : PRIMARY SITE BY AGE GROUP (cont.)

SITE / AGE - GROUP		1+	5+	10+	15+	20+	25+	30+	35+	40+	45+	50+	55+	60+	65+	70+	75+	80+	85+	90+	95+	
C749 Adrenal Gland NOS	T	4	0	4	0	0	0	0	0	0	0	0	0	0	0	0	0	0	0	0	0	0
	M	2	0	2	0	0	0	0	0	0	0	0	0	0	0	0	0	0	0	0	0	0
	F	2	0	2	0	0	0	0	0	0	0	0	0	0	0	0	0	0	0	0	0	0
C751 Pituitary Gland	T	2	0	0	0	0	0	0	0	1	1	0	0	0	0	0	0	0	0	0	0	0
	M	1	0	0	0	0	0	0	0	0	1	0	0	0	0	0	0	0	0	0	0	0
	F	1	0	0	0	0	0	0	0	1	0	0	0	0	0	0	0	0	0	0	0	0
C753 Pineal Gland	T	7	0	1	1	3	2	0	0	0	0	0	0	0	0	0	0	0	0	0	0	0
	M	6	0	0	1	3	2	0	0	0	0	0	0	0	0	0	0	0	0	0	0	0
	F	1	0	1	0	0	0	0	0	0	0	0	0	0	0	0	0	0	0	0	0	0
C761 Thorax NOS	T	1	0	0	0	0	0	0	0	1	0	0	0	0	0	0	0	0	0	0	0	0
	M	0	0	0	0	0	0	0	0	0	0	0	0	0	0	0	0	0	0	0	0	0
	F	1	0	0	0	0	0	0	0	1	0	0	0	0	0	0	0	0	0	0	0	0
C762 Abdomen NOS	T	3	0	1	0	0	0	0	0	0	0	0	0	1	0	1	0	0	0	0	0	0
	M	3	0	1	0	0	0	0	0	0	0	0	0	1	0	1	0	0	0	0	0	0
	F	0	0	0	0	0	0	0	0	0	0	0	0	0	0	0	0	0	0	0	0	0
C763 Pelvis NOS	T	2	0	0	0	0	0	0	0	1	1	0	0	0	0	0	0	0	0	0	0	0
	M	0	0	0	0	0	0	0	0	0	0	0	0	0	0	0	0	0	0	0	0	0
	F	2	0	0	0	0	0	0	0	1	1	0	0	0	0	0	0	0	0	0	0	0
C770 Lymph Nodes: HeadFaceNeck	T	100	0	1	2	5	5	5	3	2	4	7	8	11	17	4	10	10	3	2	1	0
	M	48	0	1	2	3	3	1	1	0	3	1	6	6	6	3	2	9	0	1	0	0
	F	52	0	0	0	2	2	4	2	2	1	6	2	5	11	1	8	1	3	1	1	0
C771 Intrathoracic Lymph Nodes	T	8	0	0	0	1	0	0	0	0	1	3	2	1	0	0	0	0	0	0	0	0
	M	6	0	0	0	1	0	0	0	0	0	2	2	1	0	0	0	0	0	0	0	0
	F	2	0	0	0	0	0	0	0	0	1	1	0	0	0	0	0	0	0	0	0	0
C772 Intra-abdominal LymphNodes	T	15	0	0	0	0	0	0	0	1	1	3	3	2	3	0	2	0	0	0	0	0
	M	7	0	0	0	0	0	0	0	1	1	3	0	1	1	0	0	0	0	0	0	0
	F	8	0	0	0	0	0	0	0	0	0	0	3	1	2	0	2	0	0	0	0	0
C773 Lymph Nodes of axilla or arm	T	12	0	0	0	0	0	0	0	1	0	0	2	2	0	2	3	2	0	0	0	0
	M	5	0	0	0	0	0	0	0	0	0	0	0	1	0	1	2	1	0	0	0	0
	F	7	0	0	0	0	0	0	0	1	0	0	2	1	0	1	1	1	0	0	0	0
C774 Lymph Nodes: Leg	T	18	0	0	1	0	0	0	0	1	1	1	1	3	2	2	2	3	1	0	0	0
	M	9	0	0	1	0	0	0	0	1	0	0	0	2	1	1	2	0	1	0	0	0
	F	9	0	0	0	0	0	0	0	0	0	1	1	1	1	1	1	0	3	0	0	0

TABLE V : PRIMARY SITE BY AGE GROUP (cont.)

SITE / AGE - GROUP			1+	5+	10+	15+	20+	25+	30+	35+	40+	45+	50+	55+	60+	65+	70+	75+	80+	85+	90+	95+	
C775	Pelvic Lymph Nodes	T	3	0	0	0	0	0	0	0	0	0	0	0	1	1	0	0	1	0	0	0	0
		M	1	0	0	0	0	0	0	0	0	0	0	0	0	0	0	0	1	0	0	0	0
		F	2	0	0	0	0	0	0	0	0	0	0	0	1	1	0	0	0	0	0	0	0
C779	Lymph Node NOS	T	7	0	0	0	0	1	0	0	0	0	2	0	0	2	1	0	1	0	0	0	0
		M	4	0	0	0	0	1	0	0	0	0	1	0	0	1	1	0	0	0	0	0	0
		F	3	0	0	0	0	0	0	0	0	0	1	0	0	1	0	0	1	0	0	0	0
C809	Unknown Primary Site	T	156	0	0	0	0	0	3	5	3	7	20	16	24	23	16	14	17	7	1	0	
		M	89	0	0	0	0	0	1	3	1	4	14	7	12	16	8	6	14	2	1	0	
		F	67	0	0	0	0	0	2	2	2	3	6	9	12	7	8	8	3	5	0	0	
Z850	Personal history of malignant neoplasm of digestive organs	T	11	0	0	0	0	0	0	0	0	2	1	1	2	4	0	0	1	0	0	0	
		M	8	0	0	0	0	0	0	0	0	0	2	1	0	2	3	0	0	0	0	0	
		F	3	0	0	0	0	0	0	0	0	0	0	0	1	0	1	0	0	1	0	0	
Z851	Personal history of malignant neoplasm of trachea, bronchus and lung	T	3	0	0	0	0	0	0	0	0	0	0	0	0	0	1	1	1	0	0	0	
		M	1	0	0	0	0	0	0	0	0	0	0	0	0	0	0	0	1	0	0	0	
		F	2	0	0	0	0	0	0	0	0	0	0	0	0	0	1	1	0	0	0	0	
Z853	Personal history of malignant neoplasm of breast	T	13	0	0	0	0	0	1	0	3	2	2	3	1	1	0	0	0	0	0	0	
		M	0	0	0	0	0	0	0	0	0	0	0	0	0	0	0	0	0	0	0	0	
		F	13	0	0	0	0	0	1	0	3	2	2	3	1	1	0	0	0	0	0	0	
Z854	Personal history of malignant neoplasm of genital organs	T	12	0	0	0	0	0	0	1	0	0	1	3	2	1	3	0	1	0	0	0	
		M	5	0	0	0	0	0	0	1	0	0	0	0	0	0	3	0	1	0	0	0	
		F	7	0	0	0	0	0	0	0	0	0	0	1	3	2	1	0	0	0	0	0	
Z855	Personal history of malignant neoplasm of urinary tract	T	1	0	0	0	0	0	0	0	0	0	0	0	0	0	0	0	1	0	0	0	
		M	1	0	0	0	0	0	0	0	0	0	0	0	0	0	0	0	1	0	0	0	
		F	0	0	0	0	0	0	0	0	0	0	0	0	0	0	0	0	0	0	0	0	
Z856	Personal history of leukaemia	T	1	0	0	0	0	0	0	0	0	0	0	0	0	1	0	0	0	0	0	0	
		M	1	0	0	0	0	0	0	0	0	0	0	0	0	1	0	0	0	0	0	0	
		F	0	0	0	0	0	0	0	0	0	0	0	0	0	0	0	0	0	0	0	0	
Z858	Personal history of malignant neoplasm of other organs and systems	T	5	0	0	0	0	0	0	0	0	1	0	1	2	0	0	0	1	0	0	0	
		M	3	0	0	0	0	0	0	0	0	0	0	0	1	1	0	0	0	1	0	0	
		F	2	0	0	0	0	0	0	0	0	0	1	0	0	1	0	0	0	0	0	0	

TABLE VI : PATHOLOGY ACCORDING TO SITE

CODE	GRAND TOTAL	No. of Cases		
		MALE	FEMALE	TOTAL
C00	MALIGNANT NEOPLASM OF LIP	4	10	14
	80513 Verrucous carcinoma, NOS	1	0	1
	80703 Squamous cell carcinoma, NOS	3	10	13
C01-C02	MALIGNANT NEOPLASM OF TONGUE	53	24	77
	80703 Squamous cell carcinoma, NOS	46	19	65
	80713 Squamous cell carcinoma, keratinizing, NOS	4	0	4
	82003 Adenoid cystic carcinoma	1	2	3
	85603 Adenosquamous carcinoma	1	0	1
	85623 Epithelial-myoepithelial carcinoma	0	1	1
	96803 Malignant lymphoma, large B-cell, diffuse, NOS	1	2	3
C03-C06	MALIGNANT NEOPLASM OF GUM,FLOOR OF MOUTH,PALATE AND OTHER UNSPECIFIED PARTS OF MOUTH	49	18	67
	80703 Squamous cell carcinoma, NOS	40	15	55
	80713 Squamous cell carcinoma, keratinizing, NOS	3	1	4
	81403 Adenocarcinoma, NOS	1	0	1
	82003 Adenoid cystic carcinoma	0	1	1
	82603 Papillary adenocarcinoma, NOS	1	0	1
	92403 Mesenchymal chondrosarcoma	1	0	1
	96713 Malignant lymphoma, lymphoplasmacytic	1	0	1
	96803 Malignant lymphoma, large B-cell, diffuse, NOS	2	1	3
C07-C08	MALIGNANT NEOPLASM OF PARAOTID AND OTHER MAJOR SALIVARY GLANDS	12	18	30
	80103 Carcinoma, NOS	1	2	3
	80703 Squamous cell carcinoma, NOS	1	1	2
	80713 Squamous cell carcinoma, keratinizing, NOS	1	0	1
	80823 Lymphoepithelial carcinoma	1	4	5
	81403 Adenocarcinoma, NOS	1	0	1
	81473 Basal cell adenocarcinoma	0	1	1
	82003 Adenoid cystic carcinoma	0	2	2
	84303 Mucoepidermoid carcinoma	3	3	6
	91503 Hemangiopericytoma, malignant	0	1	1
	96803 Malignant lymphoma, large B-cell, diffuse, NOS	2	3	5
	96953 Follicular lymphoma, grade 1	1	0	1
	96983 Follicular lymphoma, grade 3	0	1	1
	96993 Marginal zone B-cell lymphoma, NOS	1	0	1
C09	MALIGNANT NEOPLASM OF TONSIL	36	11	47
	80103 Carcinoma, NOS	1	0	1
	80523 Papillary squamous cell carcinoma	1	0	1
	80703 Squamous cell carcinoma, NOS	21	2	23
	80723 Squamous cell carcinoma, large cell, nonkeratinizing, NOS	3	1	4
	80833 Basaloid squamous cell carcinoma	1	0	1
	95913 Malignant lymphoma, non-Hodgkin, NOS	0	1	1
	96803 Malignant lymphoma, large B-cell, diffuse, NOS	9	6	15
	97143 Anaplastic large cell lymphoma, T cell and null cell type	0	1	1

TABLE VI : PATHOLOGY ACCORDING TO SITE (cont.)

		No. of Cases		
		MALE	FEMALE	TOTAL
C10	MALIGNANT NEOPLASM OF OROPHARYNX	7	0	7
	80703 Squamous cell carcinoma, NOS	7	0	7
C11	MALIGNANT NEOPLASM OF NASOPHARYNX	81	38	119
	80103 Carcinoma, NOS	1	0	1
	80203 Carcinoma, undifferentiated, NOS	2	1	3
	80703 Squamous cell carcinoma, NOS	13	6	19
	80713 Squamous cell carcinoma, keratinizing, NOS	1	3	4
	80723 Squamous cell carcinoma, large cell, nonkeratinizing, NOS	31	14	45
	80733 Squamous cell carcinoma, small cell, nonkeratinizing	8	1	9
	80823 Lymphoepithelial carcinoma	20	8	28
	89103 Embryonal rhabdomyosarcoma, NOS	1	0	1
	96803 Malignant lymphoma, large B-cell, diffuse, NOS	2	3	5
	96993 Marginal zone B-cell lymphoma, NOS	0	2	2
	97193 NK/T-cell lymphoma, nasal and nasal-type	2	0	2
C12	MALIG NEOPLASM OF PYRIFORM SINUS	25	0	25
	80703 Squamous cell carcinoma, NOS	23	0	23
	80713 Squamous cell carcinoma, keratinizing, NOS	1	0	1
	80843 Squamous cell carcinoma, clear cell type	1	0	1
C13	MALIGNANT NEOPLASM OF HYPOPHARYNX	15	2	17
	80703 Squamous cell carcinoma, NOS	13	2	15
	80713 Squamous cell carcinoma, keratinizing, NOS	2	0	2
C14	MALIGNANT NEOPLASM OF OTHER AND ILL-DEFINE D SITE IN THE LIP ORAL CAVITY AND PHARYNX	0	3	3
	80703 Squamous cell carcinoma, NOS	0	1	1
	80713 Squamous cell carcinoma, keratinizing, NOS	0	1	1
	93703 Chordoma, NOS	0	1	1
C15	MALIGNANT NEOPLASM OF ESOPHAGUS	60	13	73
	80413 Small cell carcinoma, NOS	1	0	1
	80703 Squamous cell carcinoma, NOS	54	10	64
	80713 Squamous cell carcinoma, keratinizing, NOS	1	0	1
	80723 Squamous cell carcinoma, large cell, nonkeratinizing, NOS	1	0	1
	81403 Adenocarcinoma, NOS	1	2	3
	84303 Mucoepidermoid carcinoma	1	0	1
	85603 Adenosquamous carcinoma	0	1	1
	87713 Epithelioid cell melanoma	1	0	1

TABLE VI : PATHOLOGY ACCORDING TO SITE (cont.)

		No. of Cases		
		MALE	FEMALE	TOTAL
C16	MALIGNANT NEOPLASM OF STOMACH	50	58	108
	80103 Carcinoma, NOS	1	0	1
	80703 Squamous cell carcinoma, NOS	1	0	1
	81403 Adenocarcinoma, NOS	27	40	67
	81443 Adenocarcinoma, intestinal type	2	0	2
	81453 Adenocarcinoma, diffuse type	2	1	3
	84803 Mucinous adenocarcinoma	0	1	1
	84903 Signet ring cell carcinoma	4	8	12
	88013 Spindle cell sarcoma	0	1	1
	89361 Gastrointestinal stromal tumor, NOS	1	1	2
	89363 Gastrointestinal stromal sarcoma	2	1	3
	96703 Malignant lymphoma, small B lymphocytic, NOS	1	0	1
	96803 Malignant lymphoma, large B-cell, diffuse, NOS	3	3	6
	96873 Burkitt lymphoma, NOS	1	1	2
	96993 Marginal zone B-cell lymphoma, NOS	4	1	5
	98263 Burkitt cell leukemia	1	0	1
C17	MALIGNANT NEOPLASM SMALL INTESTINE	15	5	20
	81403 Adenocarcinoma, NOS	6	2	8
	84903 Signet ring cell carcinoma	1	0	1
	88903 Leiomyosarcoma, NOS	0	1	1
	89361 Gastrointestinal stromal tumor, NOS	0	1	1
	89363 Gastrointestinal stromal sarcoma	2	0	2
	96803 Malignant lymphoma, large B-cell, diffuse, NOS	5	1	6
	96873 Burkitt lymphoma, NOS	1	0	1
C18	MALIGNANT NEOPLASM OF COLON	130	143	273
	80103 Carcinoma, NOS	1	0	1
	81403 Adenocarcinoma, NOS	109	124	233
	82553 Adenocarcinoma with mixed subtypes	2	0	2
	82633 Adenocarcinoma in tubulovillous adenoma	3	2	5
	84703 Mucinous cystadenocarcinoma, NOS	0	1	1
	84803 Mucinous adenocarcinoma	9	8	17
	84903 Signet ring cell carcinoma	1	1	2
	85603 Adenosquamous carcinoma	0	1	1
	88013 Spindle cell sarcoma	1	0	1
	88903 Leiomyosarcoma, NOS	1	0	1
	90443 Clear cell sarcoma, NOS	0	1	1
	96803 Malignant lymphoma, large B-cell, diffuse, NOS	2	3	5
	96873 Burkitt lymphoma, NOS	1	0	1
	96903 Follicular lymphoma, NOS	0	1	1
	96993 Marginal zone B-cell lymphoma, NOS	0	1	1
C19	MALIGNANT NEOPLASM OF RECTOSIGMOID	24	17	41
	81403 Adenocarcinoma, NOS	22	17	39
	82103 Adenocarcinoma in adenomatous polyp	1	0	1
	84803 Mucinous adenocarcinoma	1	0	1

TABLE VI : PATHOLOGY ACCORDING TO SITE (cont.)

		No. of Cases		
		MALE	FEMALE	TOTAL
C20	MALIGNANT NEOPLASM OF RECTUM	121	86	207
	80333 Pseudosarcomatous carcinoma	1	0	1
	81403 Adenocarcinoma, NOS	114	79	193
	82463 Neuroendocrine carcinoma, NOS	0	2	2
	84803 Mucinous adenocarcinoma	4	3	7
	84903 Signet ring cell carcinoma	1	1	2
	96803 Malignant lymphoma, large B-cell, diffuse, NOS	1	1	2
C21	MALIGNANT NEOPLASM OF ANUS AND ANAL CANAL	5	11	16
	80703 Squamous cell carcinoma, NOS	0	6	6
	81403 Adenocarcinoma, NOS	5	3	8
	82463 Neuroendocrine carcinoma, NOS	0	1	1
	87203 Malignant melanoma, NOS	0	1	1
C22	MALIGNANT NEOPLASM OF LIVER AND INTRAHEPATIC BILE DUCTS	238	81	319
	80103 Carcinoma, NOS	1	0	1
	81403 Adenocarcinoma, NOS	17	10	27
	81603 Cholangiocarcinoma	42	26	68
	81703 Hepatocellular carcinoma, NOS	174	38	212
	81713 Hepatocellular carcinoma, fibrolamellar	1	0	1
	81743 Hepatocellular carcinoma, clear cell type	1	0	1
	81803 Combined hepatocellular carcinoma and cholangiocarcinoma	0	1	1
	82463 Neuroendocrine carcinoma, NOS	0	2	2
	89703 Hepatoblastoma	2	2	4
	96803 Malignant lymphoma, large B-cell, diffuse, NOS	0	1	1
	96903 Follicular lymphoma, NOS	0	1	1
C23	MALIGNANT NEOPLASM OF GALL BLADDER	5	11	16
	81403 Adenocarcinoma, NOS	5	9	14
	82463 Neuroendocrine carcinoma, NOS	0	1	1
	82553 Adenocarcinoma with mixed subtypes	0	1	1
C24	MALIGNANT NEOPLASM OF OTHER AND UNSPECIFIED PARTS AND BILIARY TRACT	14	11	25
	81403 Adenocarcinoma, NOS	10	7	17
	81603 Cholangiocarcinoma	3	2	5
	82603 Papillary adenocarcinoma, NOS	0	1	1
	85003 Infiltrating duct carcinoma, NOS	0	1	1
	85603 Adenosquamous carcinoma	1	0	1
C25	MALIGNANT NEOPLASM OF PANCREAS	36	35	71
	80103 Carcinoma, NOS	1	2	3
	80413 Small cell carcinoma, NOS	1	1	2
	81403 Adenocarcinoma, NOS	24	28	52
	82463 Neuroendocrine carcinoma, NOS	2	2	4
	84533 Intraductal paillary-mucinous carcinoma, invasive	2	0	2
	85003 Infiltrating duct carcinoma, NOS	3	2	5
	85213 Infiltrating ductular carcinoma	1	0	1
	96803 Malignant lymphoma, large B-cell, diffuse, NOS	1	0	1
	96893 Splenic marginal zone-B-cell lymphoma	1	0	1

TABLE VI : PATHOLOGY ACCORDING TO SITE (cont.)

		No. of Cases		
		MALE	FEMALE	TOTAL
C30	MALIGNANT NEOPLASM OF NASAL CAVITY AND MIDDLE EAR	14	15	29
80203	Carcinoma, undifferentiated, NOS	1	1	2
80413	Small cell carcinoma, NOS	0	1	1
80703	Squamous cell carcinoma, NOS	4	2	6
80833	Basaloid squamous cell carcinoma	0	1	1
81403	Adenocarcinoma, NOS	0	1	1
82003	Adenoid cystic carcinoma	2	1	3
82463	Neuroendocrine carcinoma, NOS	1	0	1
87203	Malignant melanoma, NOS	0	1	1
96803	Malignant lymphoma, large B-cell, diffuse, NOS	3	5	8
97193	NK/T-cell lymphoma, nasal and nasal-type	3	2	5
C31	MALIGNANT NEOPLASM OF ACCESSORY SINUSES	14	8	22
80203	Carcinoma, undifferentiated, NOS	1	0	1
80703	Squamous cell carcinoma, NOS	4	4	8
80713	Squamous cell carcinoma, keratinizing, NOS	3	0	3
81403	Adenocarcinoma, NOS	1	0	1
81443	Adenocarcinoma, intestinal type	0	1	1
81473	Basal cell adenocarcinoma	1	0	1
82003	Adenoid cystic carcinoma	1	1	2
84303	Mucoepidermoid carcinoma	0	1	1
95223	Olfactory neuroblastoma	0	1	1
96713	Malignant lymphoma, lymphoplasmacytic	1	0	1
96803	Malignant lymphoma, large B-cell, diffuse, NOS	2	0	2
C32	MALIGNANT NEOPLASM OF LARYNX	74	7	81
80103	Carcinoma, NOS	1	0	1
80703	Squamous cell carcinoma, NOS	63	6	69
80713	Squamous cell carcinoma, keratinizing, NOS	5	0	5
80723	Squamous cell carcinoma, large cell, nonkeratinizing, NOS	1	0	1
84303	Mucoepidermoid carcinoma	0	1	1
85603	Adenosquamous carcinoma	1	0	1
88913	Epithelioid leiomyosarcoma	1	0	1
96993	Marginal zone B-cell lymphoma, NOS	2	0	2
C33-C34	MALIG NEOPLASM OF TRACHEA BRONCHUS AND LUNG	332	202	534
80013	Tumor cells, malignant	1	0	1
80103	Carcinoma, NOS	5	1	6
80123	Large cell carcinoma, NOS	4	1	5
80203	Carcinoma, undifferentiated, NOS	1	0	1
80213	Carcinoma, anaplastic, NOS	1	0	1
80223	Pleomorphic carcinoma	1	1	2
80313	Giant cell carcinoma	0	1	1
80333	Pseudosarcomatous carcinoma	1	0	1
80413	Small cell carcinoma, NOS	21	5	26
80453	Combined small cell carcinoma	1	0	1
80463	Non-small cell carcinoma	33	14	47

TABLE VI : PATHOLOGY ACCORDING TO SITE (cont.)

		No. of Cases		
		MALE	FEMALE	TOTAL
80703	Squamous cell carcinoma, NOS	49	7	56
80713	Squamous cell carcinoma, keratinizing, NOS	1	0	1
80723	Squamous cell carcinoma, large cell, nonkeratinizing, NOS	2	0	2
81403	Adenocarcinoma, NOS	166	111	277
82003	Adenoid cystic carcinoma	2	1	3
82403	Carcinoid tumor, NOS	0	2	2
82463	Neuroendocrine carcinoma, NOS	1	0	1
82503	Bronchiolo-alveolar adenocarcinoma	1	2	3
82513	Alveolar adenocarcinoma	1	0	1
82543	Bronchiolo-alveolar carcinoma, mixed mucinous and non-mucinous	1	0	1
82553	Adenocarcinoma with mixed subtypes	17	19	36
82603	Papillary adenocarcinoma, NOS	2	2	4
83233	Mixed cell adenocarcinoma	1	0	1
84303	Mucoepidermoid carcinoma	1	0	1
84803	Mucinous adenocarcinoma	5	5	10
84903	Signet ring cell carcinoma	1	0	1
85503	Acinar cell carcinoma	9	24	33
85603	Adenosquamous carcinoma	1	1	2
90503	Mesothelioma, malignant	0	1	1
96803	Malignant lymphoma, large B-cell, diffuse, NOS	2	3	5
96993	Marginal zone B-cell lymphoma, NOS	0	1	1
C37	MALIGNANT NEOPLASM OF THYMUS	2	5	7
80703	Squamous cell carcinoma, NOS	1	0	1
85803	Thymoma, malignant	0	1	1
85813	Thymoma, type A, malignant	0	1	1
85823	Thymoma, type AB, malignant	0	1	1
85843	Thymoma, type B2, malignant	0	2	2
96503	Hodgkin lymphoma, NOS	1	0	1
C38	MALIGNANT NEOPLASM OF HEART, MEDIASTINUM AND PLEURA	15	7	22
80103	Carcinoma, NOS	1	0	1
80463	Non-small cell carcinoma	1	0	1
80703	Squamous cell carcinoma, NOS	1	0	1
81403	Adenocarcinoma, NOS	1	2	3
85823	Thymoma, type AB, malignant	1	0	1
88543	Pleomorphic liposarcoma	1	0	1
90503	Mesothelioma, malignant	1	0	1
90643	Germinoma	1	0	1
90713	Yolk sac tumor	1	0	1
90803	Teratoma, malignant, NOS	1	0	1
90853	Mixed germ cell tumor	1	0	1
95913	Malignant lymphoma, non-Hodgkin, NOS	0	1	1
96503	Hodgkin lymphoma, NOS	2	1	3
96793	Mediastinal large B-cell lymphoma	0	1	1
96803	Malignant lymphoma, large B-cell, diffuse, NOS	1	1	2
96873	Burkitt lymphoma, NOS	0	1	1
97293	Precursor T-cell lymphoblastic lymphoma	1	0	1

TABLE VI : PATHOLOGY ACCORDING TO SITE (cont.)

		No. of Cases		
		MALE	FEMALE	TOTAL
C40-C41	MALIGNANT NEOPLASM OF BONE AND CARTILAGE	33	24	57
80023	Malignant tumor, small cell type	0	1	1
80703	Squamous cell carcinoma, NOS	0	1	1
88023	Giant cell sarcoma	2	0	2
88043	Epithelioid sarcoma	0	1	1
88303	Malignant fibrous histiocytoma	0	1	1
88583	Dedifferentiated liposarcoma	1	0	1
90413	Synovial sarcoma, spindle cell	0	1	1
91803	Osteosarcoma, NOS	15	6	21
91813	Chondroblastic osteosarcoma	1	0	1
91823	Fibroblastic osteosarcoma	0	1	1
91853	Small cell osteosarcoma	1	0	1
91863	Central osteosarcoma	0	1	1
92203	Chondrosarcoma, NOS	7	1	8
92603	Ewing sarcoma	2	2	4
93703	Chordoma, NOS	1	3	4
96803	Malignant lymphoma, large B-cell, diffuse, NOS	3	3	6
97023	Mature T-cell lymphoma, NOS	0	1	1
97323	Multiple myeloma	0	1	1
C42	MALIGNANT NEOPLASM OF HEMATOPOIETIC AND RETICULOENDOTHELIAL SYSTEMS	148	110	258
91203	Hemangiosarcoma	1	0	1
96803	Malignant lymphoma, large B-cell, diffuse, NOS	1	2	3
97313	Plasmacytoma, NOS	1	0	1
97323	Multiple myeloma	32	36	68
97333	Plasma cell leukemia	0	1	1
98013	Acute leukemia, NOS	1	0	1
98113	B lymphoblastic leukemia/lymphoma, NOS	2	0	2
98213	Acute Lymphocytic Leukaemia	3	4	7
98233	B-cell chronic lymphocytic leukemia/small lymphocytic lymphoma	18	4	22
98263	Burkitt cell leukemia	1	0	1
98273	Adult T-cell leukemia/lymphoma	1	0	1
98333	Prolymphocytic leukemia, B-cell type	1	0	1
98353	Precursor cell lymphoblastic leukemia, NOS	19	9	28
98363	Precursor B-cell lymphoblastic leukemia	2	1	3
98373	Precursor T-cell lymphoblastic leukemia	2	2	4
98403	Acute myeloid leukemia, M6 type	0	2	2
98613	Acute myeloid leukemia, NOS	12	10	22
98633	Chronic myeloid leukemia, NOS	17	11	28
98663	Acute promyelocytic leukemia	2	5	7
98673	Acute myelomonocytic leukemia	4	9	13
98723	Acute myeloid leukemia, minimal differentiation	2	1	3
98733	Acute myeloid leukemia without maturation	1	0	1
98743	Acute myeloid leukemia with maturation	4	2	6
98753	Chronic myelogenous leukemia, BCR/ABL positive	0	1	1

TABLE VI : PATHOLOGY ACCORDING TO SITE (cont.)

		No. of Cases		
		MALE	FEMALE	TOTAL
98913	Acute monocytic leukemia	0	3	3
98953	Acute myeloid leukemia with multilineage dysplasia	2	1	3
98963	Acute myeloid leukemia, t	1	1	2
99103	Acute megakaryoblastic leukemia	2	1	3
99403	Hairy cell leukemia	2	0	2
99453	Chronic myelomonocytic leukemia, NOS	0	1	1
99503	Polycythemia vera	11	1	12
99603	Chronic myeloproliferative disease, NOS	1	1	2
99613	Myelosclerosis with myeloid metaplasia	1	1	2
99803	Refractory anemia, NOS	1	0	1
C44	MALIGNANT NEOPLASM OF SKIN	82	72	154
80703	Squamous cell carcinoma, NOS	26	13	39
80713	Squamous cell carcinoma, keratinizing, NOS	1	0	1
80753	Squamous cell carcinoma, adeno?d	1	0	1
80903	Basal cell carcinoma, NOS	17	20	37
80913	Multifocal superficial basal cell carcinoma	1	1	2
80923	Infiltrating basal cell carcinoma, NOS	1	1	2
80943	Basosquamous carcinoma	0	2	2
80973	Basal cell carcinoma, nodular	9	15	24
81403	Adenocarcinoma, NOS	0	1	1
82463	Neuroendocrine carcinoma, NOS	1	0	1
84103	Sebaceous adenocarcinoma	2	0	2
84303	Mucoepidermoid carcinoma	0	1	1
84803	Mucinous adenocarcinoma	0	1	1
87203	Malignant melanoma, NOS	4	4	8
87453	Desmoplastic melanoma, malignant	0	1	1
88043	Epithelioid sarcoma	1	0	1
88323	Dermatofibrosarcoma, NOS	2	5	7
91403	Kaposi sarcoma	3	0	3
92603	Ewing sarcoma	1	0	1
96803	Malignant lymphoma, large B-cell, diffuse, NOS	1	1	2
97003	Mycosis fungoides	6	4	10
97023	Mature T-cell lymphoma, NOS	2	0	2
97053	Angioimmunoblastic T-cell lymphoma	1	0	1
97083	Subcutaneous panniculitis-like-T-cell lymphoma	0	2	2
97143	Anaplastic large cell lymphoma, T cell and null cell type	1	0	1
97193	NK/T-cell lymphoma, nasal and nasal-type	1	0	1
C47	MALIGNANT NEOPLASM OF PERIPHERAL NERVE AND AUTONOMIC NERVOUS SYSTEM	4	7	11
94903	Ganglioneuroblastoma	0	1	1
95003	Neuroblastoma, NOS	1	1	2
95403	Neurofibrosarcoma	3	4	7
95613	Malignant peripheral nerve sheath tumor with rhabdomyoblastic differentiation	0	1	1

TABLE VI : PATHOLOGY ACCORDING TO SITE (cont.)

		No. of Cases		
		MALE	FEMALE	TOTAL
C48	MALIGNANT NEOPLASM OF RETROPERITONIUM AND PERITONIUM	7	21	28
81403	Adenocarcinoma, NOS	1	4	5
82603	Papillary adenocarcinoma, NOS	0	1	1
83123	Renal cell carcinoma, NOS	0	1	1
84413	Serous cystadenocarcinoma, NOS	0	6	6
84603	Papillary serous cystadenocarcinoma	0	1	1
84803	Mucinous adenocarcinoma	1	0	1
84903	Signet ring cell carcinoma	0	1	1
88113	Fibromyxosarcoma	0	1	1
88303	Malignant fibrous histiocytoma	1	0	1
88513	Liposarcoma, well differentiated	0	1	1
88583	Dedifferentiated liposarcoma	1	2	3
88903	Leiomyosarcoma, NOS	0	1	1
89003	Rhabdomyosarcoma, NOS	0	1	1
90643	Germinoma	1	0	1
90803	Teratoma, malignant, NOS	0	1	1
96803	Malignant lymphoma, large B-cell, diffuse, NOS	1	0	1
98363	Precursor B-cell lymphoblastic leukemia	1	0	1
C49	MALIG NEOPLASM OF OTHER CONECTIVE TISSUE AND SOFT TISSUE	32	43	75
80043	Malignant tumor, spindle cell type	1	0	1
84103	Sebaceous adenocarcinoma	1	0	1
87203	Malignant melanoma, NOS	0	1	1
87443	Acral lentiginous melanoma, malignant	0	1	1
87703	Mixed epithelioid and spindle cell melanoma	1	0	1
88003	Sarcoma, NOS	0	2	2
88013	Spindle cell sarcoma	0	3	3
88023	Giant cell sarcoma	2	1	3
88043	Epithelioid sarcoma	1	1	2
88053	Undifferentiated sarcoma	0	1	1
88113	Fibromyxosarcoma	2	1	3
88303	Malignant fibrous histiocytoma	4	6	10
88503	Liposarcoma, NOS	2	3	5
88513	Liposarcoma, well differentiated	5	2	7
88523	Myxoid liposarcoma	2	0	2
88543	Pleomorphic liposarcoma	1	0	1
88583	Dedifferentiated liposarcoma	1	1	2
88903	Leiomyosarcoma, NOS	1	3	4
89103	Embryonal rhabdomyosarcoma, NOS	0	1	1
90403	Synovial sarcoma, NOS	1	0	1
90413	Synovial sarcoma, spindle cell	0	1	1
90443	Clear cell sarcoma, NOS	0	1	1
91403	Kaposi sarcoma	1	0	1
91503	Hemangiopericytoma, malignant	1	0	1
92203	Chondrosarcoma, NOS	0	1	1
92313	Myxoid chondrosarcoma	0	1	1
92603	Ewing sarcoma	0	2	2

TABLE VI : PATHOLOGY ACCORDING TO SITE (cont.)

		No. of Cases		
		MALE	FEMALE	TOTAL
95813	Alveolar soft part sarcoma	0	1	1
95903	Malignant lymphoma, NOS	0	1	1
96503	Hodgkin lymphoma, NOS	0	1	1
96803	Malignant lymphoma, large B-cell, diffuse, NOS	5	4	9
96873	Burkitt lymphoma, NOS	0	1	1
96903	Follicular lymphoma, NOS	0	1	1
96993	Marginal zone B-cell lymphoma, NOS	0	1	1
C50	MALIGNANT NEOPLASM OF BREAST	4	905	909
80103	Carcinoma, NOS	0	2	2
80503	Papillary carcinoma, NOS	0	2	2
80703	Squamous cell carcinoma, NOS	0	1	1
81403	Adenocarcinoma, NOS	0	1	1
82003	Adenoid cystic carcinoma	0	1	1
82013	Cribriform carcinoma, NOS	0	1	1
82302	Ductal carcinoma in situ, solid type	0	3	3
82303	Solid carcinoma, NOS	0	1	1
84803	Mucinous adenocarcinoma	0	8	8
85002	Intraductal carcinoma, noninfiltrating, NOS	0	87	87
85003	Infiltrating duct carcinoma, NOS	4	705	709
85012	Comedocarcinoma, noninfiltrating	0	3	3
85032	Noninfiltrating intraductal papillary adenocarcinoma	0	7	7
85033	Intraductal papillary adenocarcinoma with invasion	0	9	9
85043	Intracystic carcinoma, NOS	0	1	1
85072	Intraductal micropapillary carcinoma	0	1	1
85073	Infiltrating duct micropapillary carcinoma	0	4	4
85202	Lobular carcinoma in situ, NOS	0	9	9
85203	Lobular carcinoma, NOS	0	27	27
85222	Intraductal carcinoma and lobular carcinoma in situ	0	1	1
85223	Infiltrating duct and lobular carcinoma	0	4	4
85232	Intraductal carcinoma mixed with other types of in situ carcinoma	0	9	9
85233	Infiltrating duct mixed with other types of carcinoma	0	6	6
85433	Paget's disease and intraductal carcinoma of breast	0	1	1
85603	Adenosquamous carcinoma	0	1	1
85753	Metaplastic carcinoma, NOS	0	2	2
90203	Phyllodes tumor, malignant	0	3	3
91203	Hemangiosarcoma	0	1	1
96803	Malignant lymphoma, large B-cell, diffuse, NOS	0	4	4
C51	MALIGNANT NEOPLASM OF VULVA	0	10	10
80703	Squamous cell carcinoma, NOS	0	4	4
80713	Squamous cell carcinoma, keratinizing, NOS	0	2	2
81403	Adenocarcinoma, NOS	0	2	2
82003	Adenoid cystic carcinoma	0	1	1
85423	Paget's disease, extramammary	0	1	1

TABLE VI : PATHOLOGY ACCORDING TO SITE (cont.)

		No. of Cases		
		MALE	FEMALE	TOTAL
C52	MALIGNANT NEOPLASM OF VAGINA	0	10	10
80703	Squamous cell carcinoma, NOS	0	2	2
80713	Squamous cell carcinoma, keratinizing, NOS	0	1	1
80723	Squamous cell carcinoma, large cell, nonkeratinizing, NOS	0	3	3
81403	Adenocarcinoma, NOS	0	1	1
83103	Clear cell adenocarcinoma, NOS	0	1	1
87203	Malignant melanoma, NOS	0	2	2
C53	MALIGNANT NEOPLASM OF CERVIX	0	260	260
80103	Carcinoma, NOS	0	2	2
80133	Large cell neuroendocrine carcinoma	0	1	1
80413	Small cell carcinoma, NOS	0	1	1
80523	Papillary squamous cell carcinoma	0	5	5
80703	Squamous cell carcinoma, NOS	0	71	71
80713	Squamous cell carcinoma, keratinizing, NOS	0	25	25
80723	Squamous cell carcinoma, large cell, nonkeratinizing, NOS	0	79	79
80733	Squamous cell carcinoma, small cell, nonkeratinizing	0	2	2
80763	Squamous cell carcinoma, microinvasive	0	1	1
81403	Adenocarcinoma, NOS	0	41	41
82463	Neuroendocrine carcinoma, NOS	0	5	5
82603	Papillary adenocarcinoma, NOS	0	1	1
83233	Mixed cell adenocarcinoma	0	1	1
83843	Adenocarcinoma, endocervical type	0	10	10
84803	Mucinous adenocarcinoma	0	2	2
85603	Adenosquamous carcinoma	0	12	12
91003	Choriocarcinoma, NOS	0	1	1
C54-C55	MALIGNANT NEOPLASM OF CORPUS UTERI AND UTERUS PART UNSPECIFIED	0	159	159
80103	Carcinoma, NOS	0	1	1
80713	Squamous cell carcinoma, keratinizing, NOS	0	1	1
81403	Adenocarcinoma, NOS	0	6	6
82553	Adenocarcinoma with mixed subtypes	0	1	1
83103	Clear cell adenocarcinoma, NOS	0	6	6
83233	Mixed cell adenocarcinoma	0	11	11
83803	Endometrioid adenocarcinoma, NOS	0	109	109
84413	Serous cystadenocarcinoma, NOS	0	3	3
84603	Papillary serous cystadenocarcinoma	0	1	1
88043	Epithelioid sarcoma	0	1	1
88903	Leiomyosarcoma, NOS	0	6	6
88963	Myxoid leiomyosarcoma	0	1	1
89303	Endometrial stromal sarcoma	0	3	3
89313	Endometrial stromal sarcoma, low grade	0	2	2
89503	Mullerian mixed tumor	0	1	1
89803	Carcinosarcoma, NOS	0	6	6

TABLE VI : PATHOLOGY ACCORDING TO SITE (cont.)

		No. of Cases		
		MALE	FEMALE	TOTAL
C56	MALIGNANT NEOPLASM OF OVARY	0	149	149
80703	Squamous cell carcinoma, NOS	0	2	2
81403	Adenocarcinoma, NOS	0	15	15
82463	Neuroendocrine carcinoma, NOS	0	1	1
82553	Adenocarcinoma with mixed subtypes	0	2	2
82603	Papillary adenocarcinoma, NOS	0	2	2
83103	Clear cell adenocarcinoma, NOS	0	32	32
83133	Clear cell adenocarcinofibroma	0	1	1
83233	Mixed cell adenocarcinoma	0	5	5
83803	Endometrioid adenocarcinoma, NOS	0	16	16
84413	Serous cystadenocarcinoma, NOS	0	37	37
84421	Serous cystadenoma, borderline malignancy	0	1	1
84603	Papillary serous cystadenocarcinoma	0	4	4
84703	Mucinous cystadenocarcinoma, NOS	0	5	5
84803	Mucinous adenocarcinoma	0	13	13
86203	Granulosa cell tumor, malignant	0	1	1
88903	Leiomyosarcoma, NOS	0	1	1
90003	Brenner tumor, malignant	0	2	2
90603	Dysgerminoma	0	3	3
90713	Yolk sac tumor	0	2	2
90803	Teratoma, malignant, NOS	0	2	2
90853	Mixed germ cell tumor	0	1	1
96803	Malignant lymphoma, large B-cell, diffuse, NOS	0	1	1
C57	OTHER AND UNSPECIFIED FEMALE GENITAL ORGANS	0	4	4
81403	Adenocarcinoma, NOS	0	1	1
84413	Serous cystadenocarcinoma, NOS	0	2	2
89333	Adenosarcoma	0	1	1
C58	MALIGNANT NEOPLASM OF PLACENTA	0	7	7
91003	Choriocarcinoma, NOS	0	7	7
C60	MALIGNANT NEOPLASM OF PENIS	15	0	15
80703	Squamous cell carcinoma, NOS	15	0	15
C61	MALIGNANT NEOPLASM OF PROSTATE	364	0	364
80413	Small cell carcinoma, NOS	1	0	1
81203	Transitional cell carcinoma, NOS	2	0	2
81403	Adenocarcinoma, NOS	359	0	359
85003	Infiltrating duct carcinoma, NOS	1	0	1
89003	Rhabdomyosarcoma, NOS	1	0	1
C62	MALIGNANT NEOPLASM OF TESTIS	14	0	14
90613	Seminoma, NOS	8	0	8
90713	Yolk sac tumor	1	0	1
90853	Mixed germ cell tumor	1	0	1
96803	Malignant lymphoma, large B-cell, diffuse, NOS	4	0	4

TABLE VI : PATHOLOGY ACCORDING TO SITE (cont.)

		No. of Cases		
		MALE	FEMALE	TOTAL
C63	MALIGNANT NEOPLASM OF OTHER AND UNSPECIFIED MALE GENITAL ORGAN	2	0	2
	85423 Paget's disease, extramammary	2	0	2
C64	MALIGNANT NEOPLASM OF KIDNEY	50	27	77
	80503 Papillary carcinoma, NOS	1	0	1
	81203 Transitional cell carcinoma, NOS	6	1	7
	82603 Papillary adenocarcinoma, NOS	6	1	7
	83103 Clear cell adenocarcinoma, NOS	22	10	32
	83123 Renal cell carcinoma, NOS	11	7	18
	83173 Renal cell carcinoma, chromophobe type	0	5	5
	83183 Renal cell carcinoma, sarcomatoid	2	1	3
	89603 Nephroblastome, NOS	2	2	4
C65	MALIGNANT NEOPLASM OF RENAL PELVIS	3	5	8
	81203 Transitional cell carcinoma, NOS	3	5	8
C66	MALIGNANT NEOPLASM OF URETER	7	7	14
	81203 Transitional cell carcinoma, NOS	7	6	13
	81303 Papillary transitional cell carcinoma	0	1	1
C67-C68	MALIGNANT NEOPLASM OF BLADDER AND OF OTHER AND UNSPECIFIED PART OF URINARY ORGANS	106	37	143
	80453 Combined small cell carcinoma	1	0	1
	81203 Transitional cell carcinoma, NOS	100	34	134
	81303 Papillary transitional cell carcinoma	5	1	6
	81403 Adenocarcinoma, NOS	0	1	1
	82103 Adenocarcinoma in adenomatous polyp	0	1	1
C69	MALIGNANT NEOPLASM OF EYE AND ADNEXA	28	21	49
	80703 Squamous cell carcinoma, NOS	1	1	2
	80723 Squamous cell carcinoma, large cell, nonkeratinizing, NOS	0	1	1
	81403 Adenocarcinoma, NOS	1	0	1
	82003 Adenoid cystic carcinoma	0	1	1
	84303 Mucoepidermoid carcinoma	3	0	3
	87203 Malignant melanoma, NOS	2	1	3
	88513 Liposarcoma, well differentiated	1	0	1
	95103 Retinoblastoma, NOS	8	6	14
	95903 Malignant lymphoma, NOS	1	0	1
	95913 Malignant lymphoma, non-Hodgkin, NOS	0	1	1
	96703 Malignant lymphoma, small B lymphocytic, NOS	1	0	1
	96803 Malignant lymphoma, large B-cell, diffuse, NOS	1	1	2
	96903 Follicular lymphoma, NOS	1	0	1
	96993 Marginal zone B-cell lymphoma, NOS	7	8	15
	97193 NK/T-cell lymphoma, nasal and nasal-type	0	1	1
	98263 Burkitt cell leukemia	1	0	1
C70	MALIGNANT NEOPLASM OF MEMINGES	1	1	2
	89103 Embryonal rhabdomyosarcoma, NOS	0	1	1
	93703 Chordoma, NOS	1	0	1

TABLE VI : PATHOLOGY ACCORDING TO SITE (cont.)

		No. of Cases		
		MALE	FEMALE	TOTAL
C71	MALIGNANT NEOPLASM OF BRAIN	55	46	101
87203	Malignant melanoma, NOS	0	1	1
90643	Germinoma	1	1	2
93703	Chordoma, NOS	0	1	1
93803	Glioma, malignant	1	2	3
93813	Gliomatosis cerebri	1	0	1
93823	Mixed glioma	8	5	13
93913	Ependymoma, NOS	1	1	2
93923	Ependymoma, anaplastic	1	1	2
94003	Astrocytoma, NOS	3	4	7
94013	Astrocytoma, anaplastic	2	3	5
94113	Gemistocytic astrocytoma	0	1	1
94213	Pilocytic astrocytoma	0	2	2
94243	Pleomorphic xanthoastrocytoma	0	1	1
94403	Glioblastoma, NOS	19	11	30
94503	Oligodendroglioma, NOS	3	2	5
94513	Oligodendroglioma, anaplastic	2	1	3
94703	Medulloblastoma, NOS	3	1	4
94713	Desmoplastic nodular medulloblastoma	0	1	1
94903	Ganglioneuroblastoma	1	0	1
95303	Meningioma, malignant	0	1	1
95913	Malignant lymphoma, non-Hodgkin, NOS	1	0	1
96803	Malignant lymphoma, large B-cell, diffuse, NOS	7	6	13
96873	Burkitt lymphoma, NOS	1	0	1
C72	MALIGNANT NEOPLASM OF SPINAL CORD, CRANIAL	5	7	12
88013	Spindle cell sarcoma	1	0	1
93913	Ependymoma, NOS	0	1	1
95903	Malignant lymphoma, NOS	1	0	1
96503	Hodgkin lymphoma, NOS	1	0	1
96803	Malignant lymphoma, large B-cell, diffuse, NOS	2	6	8
C73	MALIGNANT NEOPLASM OF THYROID	56	200	256
80213	Carcinoma, anaplastic, NOS	2	7	9
80503	Papillary carcinoma, NOS	6	37	43
82603	Papillary adenocarcinoma, NOS	25	80	105
82903	Oxyphilic adenocarcinoma	2	0	2
83303	Follicular adenocarcinoma, NOS	4	15	19
83353	Follicular carcinoma, minimally invasive	1	6	7
83403	Papillary carcinoma, follicular variant	5	11	16
83413	Papillary microcarcinoma	7	41	48
85103	Medullary carcinoma, NOS	1	0	1
85823	Thymoma, type AB, malignant	1	0	1
96803	Malignant lymphoma, large B-cell, diffuse, NOS	1	1	2
96983	Follicular lymphoma, grade 3	0	1	1
96993	Marginal zone B-cell lymphoma, NOS	1	1	2

TABLE VI : PATHOLOGY ACCORDING TO SITE (cont.)

		No. of Cases		
		MALE	FEMALE	TOTAL
C74	MALIGNANT NEOPLASM OF ADRENAL GLAND	3	5	8
	83703 Adrenal cortical carcinoma	0	1	1
	87003 Pheochromocytoma, malignant	1	2	3
	95003 Neuroblastoma, NOS	2	2	4
C75	MALIGNANT NEOPLASM OF OTHER ENDOCRINE GLANDS AND RELATE STRUCTURES	7	2	9
	81403 Adenocarcinoma, NOS	1	0	1
	90643 Germinoma	5	0	5
	90853 Mixed germ cell tumor	1	0	1
	93623 Pineoblastoma	0	1	1
	95003 Neuroblastoma, NOS	0	1	1
C76,C80	MALIGNANT NEOPLASM WITHOUT SPECIFIED SITE AND METASTATIC MALIGNANCY IN VARIOUS SITES	51	34	85
	80006 Tumor, metastatic	0	1	1
	80103 Carcinoma, NOS	8	4	12
	80203 Carcinoma, undifferentiated, NOS	1	0	1
	80223 Pleomorphic carcinoma	1	0	1
	80413 Small cell carcinoma, NOS	1	1	2
	80703 Squamous cell carcinoma, NOS	9	3	12
	80713 Squamous cell carcinoma, keratinizing, NOS	1	0	1
	80723 Squamous cell carcinoma, large cell, nonkeratinizing, NOS	1	0	1
	80833 Basaloid squamous cell carcinoma	1	0	1
	81403 Adenocarcinoma, NOS	23	22	45
	85003 Infiltrating duct carcinoma, NOS	0	1	1
	88503 Liposarcoma, NOS	0	1	1
	94903 Ganglioneuroblastoma	1	0	1
	96803 Malignant lymphoma, large B-cell, diffuse, NOS	2	1	3
	96993 Marginal zone B-cell lymphoma, NOS	1	0	1
	97053 Angioimmunoblastic T-cell lymphoma	1	0	1
C77	MALIGNANT LYMPHOMAS	75	83	158
	80703 Squamous cell carcinoma, NOS	1	0	1
	81403 Adenocarcinoma, NOS	3	1	4
	85003 Infiltrating duct carcinoma, NOS	0	4	4
	87203 Malignant melanoma, NOS	1	0	1
	88903 Leiomyosarcoma, NOS	0	1	1
	95903 Malignant lymphoma, NOS	1	1	2
	95913 Malignant lymphoma, non-Hodgkin, NOS	4	2	6
	96503 Hodgkin lymphoma, NOS	5	6	11
	96513 Hodgkin lymphoma, lymphocyte-rich	2	2	4
	96523 Hodgkin lymphoma, mixed cellularity, NOS	3	1	4
	96633 Hodgkin lymphoma, nodular sclerosis, NOS	3	4	7
	96703 Malignant lymphoma, small B lymphocytic, NOS	1	0	1
	96713 Malignant lymphoma, lymphoplasmacytic	0	1	1
	96733 Mantle cell lymphoma	4	0	4

TABLE VI : PATHOLOGY ACCORDING TO SITE (cont.)

		No. of Cases		
		MALE	FEMALE	TOTAL
96793	Mediastinal large B-cell lymphoma	1	0	1
96803	Malignant lymphoma, large B-cell, diffuse, NOS	29	41	70
96873	Burkitt lymphoma, NOS	1	0	1
96903	Follicular lymphoma, NOS	5	6	11
96913	Follicular lymphoma, grade 2	0	1	1
96953	Follicular lymphoma, grade 1	1	4	5
96983	Follicular lymphoma, grade 3	2	1	3
96993	Marginal zone B-cell lymphoma, NOS	2	3	5
97003	Mycosis fungoides	0	1	1
97023	Mature T-cell lymphoma, NOS	2	2	4
97053	Angioimmunoblastic T-cell lymphoma	2	0	2
97293	Precursor T-cell lymphoblastic lymphoma	1	0	1
98113	B lymphoblastic leukemia/lymphoma, NOS	1	0	1
98233	B-cell chronic lymphocytic leukemia/small lymphocytic lymphoma	0	1	1
Z850	PERSONAL HISTORY OF MALIGNANT NEOPLASM OF DIGESTIVE ORGANS	5	2	7
80703	Squamous cell carcinoma, NOS	1	1	2
81403	Adenocarcinoma, NOS	4	1	5
Z851	PERSONAL HISTORY OF MALIGNANT NEOPLASM OF TRACHEA, BRONCHUS AND LUNG	1	2	3
80463	Non-small cell carcinoma	1	0	1
81403	Adenocarcinoma, NOS	0	2	2
Z853	PERSONAL HISTORY OF MALIGNANT NEOPLASM OF BREAST	0	12	12
85002	Intraductal carcinoma, noninfiltrating, NOS	0	1	1
85003	Infiltrating duct carcinoma, NOS	0	10	10
85203	Lobular carcinoma, NOS	0	1	1
Z854	PERSONAL HISTORY OF MALIGNANT NEOPLASM OF GENITAL ORGANS	3	5	8
80703	Squamous cell carcinoma, NOS	0	1	1
80723	Squamous cell carcinoma, large cell, nonkeratinizing, NOS	0	1	1
81403	Adenocarcinoma, NOS	3	0	3
84413	Serous cystadenocarcinoma, NOS	0	2	2
89333	Adenosarcoma	0	1	1
Z855	PERSONAL HISTORY OF MALIGNANT NEOPLASM OF URINARY TRACT	1	0	1
81303	Papillary transitional cell carcinoma	1	0	1
Z856	PERSONAL HISTORY OF LEUKAEMIA	1	0	1
81403	Adenocarcinoma, NOS	1	0	1
Z858	PERSONAL HISTORY OF MALIGNANT NEOPLASM OF OTHER ORGANS AND SYSTEMS	2	1	3
87203	Malignant melanoma, NOS	1	0	1
91803	Osteosarcoma, NOS	0	1	1
97203	Malignant Histiocytosis	1	0	1

TABLE VII: PRIMARY SITE IN CHILDHOOD BY AGE GROUP

CODE		No. of cases			0 - 4		5 - 10		10 - 15	
		TOTAL	M	F	M	F	M	F	M	F
TOTAL		94	49	45	7	8	25	21	17	16
C00-C10,C12-C14	ORAL CAVITY	1	1	0	0	0	0	0	1	0
C11,C30-C32	EAR, NOSE, THROAT	1	1	0	0	0	0	0	1	0
C22-C25	LIVER	4	2	2	2	1	0	1	0	0
C33-C39	LUNG	1	0	1	0	1	0	0	0	0
C40-C41,C49	BONE	11	4	7	0	1	0	1	4	5
C42	HEMATOPOIETIC	21	11	10	1	2	9	4	1	4
C44	SKIN	3	3	0	0	0	1	0	2	0
C47	NEURO	3	1	2	0	0	0	2	1	0
C48	RETROPERITONEUM AND PERITONEUM	3	1	2	0	1	1	0	0	1
C56	OVARY	1	0	1	0	0	0	0	0	1
C60,C62-C63	MALE GENITAL ORGANS	1	1	0	1	0	0	0	0	0
C64-C68	URO	4	2	2	1	0	1	2	0	0
C69	EYE	15	9	6	1	0	8	6	0	0
C70-C72	NEURO	13	5	8	1	2	1	2	3	4
C73-C75	THYROID	7	3	4	0	0	2	3	1	1
C76	OTHER AND ILL-DEFINED PRIMARYSITE	1	1	0	0	0	1	0	0	0
C77	LYMPH NODES	4	4	0	0	0	1	0	3	0

TABLE VIII : LYMPHOMA PATHOLOGY ACCORDING TO SITE

CODE	SITE	No. of Cases		TOTAL
		MALE	FEMALE	
	NODAL LYMPHOMA AND EXTRANODAL LYMPHOMA	186	180	366
	NODAL LYMPHOMA	69	76	145
C770	Lymph Nodes: HeadFaceNeck	43	48	91
	95913 Malignant lymphoma, non-Hodgkin, NOS	2	2	4
	96503 Hodgkin lymphoma, NOS	3	6	9
	96513 Hodgkin lymphoma, lymphocyte-rich	1	2	3
	96523 Hodgkin lymphoma, mixed cellularity, NOS	3	1	4
	96633 Hodgkin lymphoma, nodular sclerosis, NOS	3	4	7
	96713 Malignant lymphoma, lymphoplasmacytic	0	1	1
	96733 Mantle cell lymphoma	3	0	3
	96793 Mediastinal large B-cell lymphoma	1	0	1
	96803 Malignant lymphoma, large B-cell, diffuse, NOS	17	19	36
	96903 Follicular lymphoma, NOS	2	5	7
	96913 Follicular lymphoma, grade 2	0	1	1
	96953 Follicular lymphoma, grade 1	1	2	3
	96983 Follicular lymphoma, grade 3	2	1	3
	96993 Marginal zone B-cell lymphoma, NOS	1	1	2
	97003 Mycosis fungoides	0	1	1
	97023 Mature T-cell lymphoma, NOS	2	2	4
	97053 Angioimmunoblastic T-cell lymphoma	1	0	1
	97293 Precursor T-cell lymphoblastic lymphoma	1	0	1
C771	Intrathoracic Lymph Nodes	6	2	8
	95903 Malignant lymphoma, NOS	1	0	1
	95913 Malignant lymphoma, non-Hodgkin, NOS	1	0	1
	96503 Hodgkin lymphoma, NOS	1	0	1
	96803 Malignant lymphoma, large B-cell, diffuse, NOS	2	2	4
	96993 Marginal zone B-cell lymphoma, NOS	1	0	1
C772	Intra-abdominal LymphNodes	6	7	13
	95913 Malignant lymphoma, non-Hodgkin, NOS	1	0	1
	96513 Hodgkin lymphoma, lymphocyte-rich	1	0	1
	96733 Mantle cell lymphoma	1	0	1
	96803 Malignant lymphoma, large B-cell, diffuse, NOS	3	6	9
	96993 Marginal zone B-cell lymphoma, NOS	0	1	1
C773	Lymph Nodes of axilla or arm	5	5	10
	96803 Malignant lymphoma, large B-cell, diffuse, NOS	4	4	8
	96993 Marginal zone B-cell lymphoma, NOS	0	1	1
	97053 Angioimmunoblastic T-cell lymphoma	1	0	1
C774	Lymph Nodes: Leg	6	9	15
	96503 Hodgkin lymphoma, NOS	1	0	1
	96803 Malignant lymphoma, large B-cell, diffuse, NOS	2	6	8
	96903 Follicular lymphoma, NOS	3	1	4
	96953 Follicular lymphoma, grade 1	0	2	2

TABLE VIII : LYMPHOMA PATHOLOGY ACCORDING TO SITE (cont.)

CODE	SITE	No. of Cases		
		MALE	FEMALE	TOTAL
C775	Pelvic Lymph Nodes	0	2	2
96803	Malignant lymphoma, large B-cell, diffuse, NOS	0	2	2
C779	Lymph Node NOS	3	3	6
95903	Malignant lymphoma, NOS	0	1	1
96703	Malignant lymphoma, small B lymphocytic, NOS	1	0	1
96803	Malignant lymphoma, large B-cell, diffuse, NOS	1	2	3
96873	Burkitt lymphoma, NOS	1	0	1

TABLE VIII : LYMPHOMA PATHOLOGY ACCORDING TO SITE (cont.)

CODE	SITE	No. of Cases		TOTAL
		MALE	FEMALE	
	EXTRANODAL LYMPHOMA	117	104	221
C019	Tongue: Base NOS	1	1	2
	96803 Malignant lymphoma, large B-cell, diffuse, NOS	1	1	2
C029	Tongue: NOS	0	1	1
	96803 Malignant lymphoma, large B-cell, diffuse, NOS	0	1	1
C039	Gum NOS	1	0	1
	96713 Malignant lymphoma, lymphoplasmacytic	1	0	1
C050	Hard Palate	2	1	3
	96803 Malignant lymphoma, large B-cell, diffuse, NOS	2	1	3
C079	Parotid Gland	3	4	7
	96803 Malignant lymphoma, large B-cell, diffuse, NOS	1	3	4
	96953 Follicular lymphoma, grade 1	1	0	1
	96983 Follicular lymphoma, grade 3	0	1	1
	96993 Marginal zone B-cell lymphoma, NOS	1	0	1
C080	Submandibular Gland	1	0	1
	96803 Malignant lymphoma, large B-cell, diffuse, NOS	1	0	1
C099	Tonsil NOS	9	8	17
	95913 Malignant lymphoma, non-Hodgkin, NOS	0	1	1
	96803 Malignant lymphoma, large B-cell, diffuse, NOS	9	6	15
	97143 Anaplastic large cell lymphoma, T cell and null cell type	0	1	1
C113	Nasopharynx: Anterior Wall	1	0	1
	96803 Malignant lymphoma, large B-cell, diffuse, NOS	1	0	1
C119	Nasopharynx NOS	3	5	8
	96803 Malignant lymphoma, large B-cell, diffuse, NOS	1	3	4
	96993 Marginal zone B-cell lymphoma, NOS	0	2	2
	97193 NK/T-cell lymphoma, nasal and nasal-type	2	0	2
C164	Stomach: Pylorus	1	0	1
	96803 Malignant lymphoma, large B-cell, diffuse, NOS	1	0	1
C168	Stomach: Overlapping	1	0	1
	96993 Marginal zone B-cell lymphoma, NOS	1	0	1
C169	Stomach, NOS	7	5	12
	96703 Malignant lymphoma, small B lymphocytic, NOS	1	0	1
	96803 Malignant lymphoma, large B-cell, diffuse, NOS	2	3	5
	96873 Burkitt lymphoma, NOS	1	1	2
	96993 Marginal zone B-cell lymphoma, NOS	3	1	4

TABLE VIII : LYMPHOMA PATHOLOGY ACCORDING TO SITE (cont.)

CODE	SITE	No. of Cases		
		MALE	FEMALE	TOTAL
C171	Jejunum	2	1	3
	96803 Malignant lymphoma, large B-cell, diffuse, NOS	2	1	3
C172	Ileum	4	0	4
	96803 Malignant lymphoma, large B-cell, diffuse, NOS	3	0	3
	96873 Burkitt lymphoma, NOS	1	0	1
C180	Colon: Caecum	0	1	1
	96803 Malignant lymphoma, large B-cell, diffuse, NOS	0	1	1
C181	Colon: Appendix	0	1	1
	96993 Marginal zone B-cell lymphoma, NOS	0	1	1
C182	Colon: Ascending	1	0	1
	96873 Burkitt lymphoma, NOS	1	0	1
C187	Colon: Sigmoid	1	1	2
	96803 Malignant lymphoma, large B-cell, diffuse, NOS	1	0	1
	96903 Follicular lymphoma, NOS	0	1	1
C189	Colon NOS	1	2	3
	96803 Malignant lymphoma, large B-cell, diffuse, NOS	1	2	3
C209	Rectum NOS	1	1	2
	96803 Malignant lymphoma, large B-cell, diffuse, NOS	1	1	2
C220	Liver	0	2	2
	96803 Malignant lymphoma, large B-cell, diffuse, NOS	0	1	1
	96903 Follicular lymphoma, NOS	0	1	1
C250	Pancreas: Head	1	0	1
	96803 Malignant lymphoma, large B-cell, diffuse, NOS	1	0	1
C259	Pancreas NOS	1	0	1
	96893 Splenic marginal zone-B-cell lymphoma	1	0	1
C300	Nasal Cavity	6	7	13
	96803 Malignant lymphoma, large B-cell, diffuse, NOS	3	5	8
	97193 NK/T-cell lymphoma, nasal and nasal-type	3	2	5
C310	Maxillary Sinus	2	0	2
	96713 Malignant lymphoma, lymphoplasmacytic	1	0	1
	96803 Malignant lymphoma, large B-cell, diffuse, NOS	1	0	1
C311	Ethmoid Sinus	1	0	1
	96803 Malignant lymphoma, large B-cell, diffuse, NOS	1	0	1

TABLE VIII : LYMPHOMA PATHOLOGY ACCORDING TO SITE (cont.)

CODE	SITE	No. of Cases		TOTAL
		MALE	FEMALE	
C320	Glottis	1	0	1
96993	Marginal zone B-cell lymphoma, NOS	1	0	1
C321	Supraglottis	1	0	1
96993	Marginal zone B-cell lymphoma, NOS	1	0	1
C341	Lung: Upper Lobe	2	1	3
96803	Malignant lymphoma, large B-cell, diffuse, NOS	2	1	3
C342	Lung: Middle Lobe	0	1	1
96993	Marginal zone B-cell lymphoma, NOS	0	1	1
C343	Lung: Lower Lobe	0	1	1
96803	Malignant lymphoma, large B-cell, diffuse, NOS	0	1	1
C349	Lung NOS	0	1	1
96803	Malignant lymphoma, large B-cell, diffuse, NOS	0	1	1
C379	Thymus	1	0	1
96503	Hodgkin lymphoma, NOS	1	0	1
C381	Mediastinum: Anterior	2	2	4
96503	Hodgkin lymphoma, NOS	1	1	2
96803	Malignant lymphoma, large B-cell, diffuse, NOS	1	1	2
C383	Mediastinum NOS	2	1	3
96503	Hodgkin lymphoma, NOS	1	0	1
96793	Mediastinal large B-cell lymphoma	0	1	1
97293	Precursor T-cell lymphoblastic lymphoma	1	0	1
C384	Pleura NOS	0	2	2
95913	Malignant lymphoma, non-Hodgkin, NOS	0	1	1
96873	Burkitt lymphoma, NOS	0	1	1
C400	Bone: Upper Long	0	1	1
97023	Mature T-cell lymphoma, NOS	0	1	1
C402	Bone: Lower Long	1	1	2
96803	Malignant lymphoma, large B-cell, diffuse, NOS	1	1	2
C412	Bone: Vertebral Column	2	1	3
96803	Malignant lymphoma, large B-cell, diffuse, NOS	2	1	3
C414	Bone: Pelvic, Sacrum, Coccyx	0	1	1
96803	Malignant lymphoma, large B-cell, diffuse, NOS	0	1	1

TABLE VIII : LYMPHOMA PATHOLOGY ACCORDING TO SITE (cont.)

CODE	SITE	No. of Cases		
		MALE	FEMALE	TOTAL
C421	Bone Marrow	0	2	2
96803	Malignant lymphoma, large B-cell, diffuse, NOS	0	2	2
C422	Spleen	1	0	1
96803	Malignant lymphoma, large B-cell, diffuse, NOS	1	0	1
C443	Skin: Cheek ChinFaceForehead	2	0	2
96803	Malignant lymphoma, large B-cell, diffuse, NOS	1	0	1
97053	Angioimmunoblastic T-cell lymphoma	1	0	1
C445	Skin of Trunk	6	3	9
96803	Malignant lymphoma, large B-cell, diffuse, NOS	0	1	1
97003	Mycosis fungoides	3	1	4
97023	Mature T-cell lymphoma, NOS	1	0	1
97083	Subcutaneous panniculitis-like-T-cell lymphoma	0	1	1
97143	Anaplastic large cell lymphoma, T cell and null cell type	1	0	1
97193	NK/T-cell lymphoma, nasal and nasal-type	1	0	1
C446	Skin of upper limb & shoulder	1	0	1
97003	Mycosis fungoides	1	0	1
C447	Skin of lower limb and hip	1	2	3
97003	Mycosis fungoides	1	1	2
97083	Subcutaneous panniculitis-like-T-cell lymphoma	0	1	1
C449	Skin NOS	2	2	4
97003	Mycosis fungoides	1	2	3
97023	Mature T-cell lymphoma, NOS	1	0	1
C481	Peritoneum: Specified pts	1	0	1
96803	Malignant lymphoma, large B-cell, diffuse, NOS	1	0	1
C490	Connective: Head, Face, Neck	1	4	5
96803	Malignant lymphoma, large B-cell, diffuse, NOS	1	2	3
96873	Burkitt lymphoma, NOS	0	1	1
96993	Marginal zone B-cell lymphoma, NOS	0	1	1
C491	Connective Upperlimb Shoulder	0	1	1
96803	Malignant lymphoma, large B-cell, diffuse, NOS	0	1	1
C492	Connective: Lower limb & hip	0	1	1
95903	Malignant lymphoma, NOS	0	1	1
C493	Connective: Thorax	3	1	4
96803	Malignant lymphoma, large B-cell, diffuse, NOS	3	0	3
96903	Follicular lymphoma, NOS	0	1	1

TABLE VIII : LYMPHOMA PATHOLOGY ACCORDING TO SITE (cont.)

CODE	SITE	No. of Cases		TOTAL
		MALE	FEMALE	
C494	Connective: Abdomen	0	1	1
	96503 Hodgkin lymphoma, NOS	0	1	1
C495	Connective: Pelvis	1	1	2
	96803 Malignant lymphoma, large B-cell, diffuse, NOS	1	1	2
C501	Central portion of breast	0	1	1
	96803 Malignant lymphoma, large B-cell, diffuse, NOS	0	1	1
C508	Overlapping lesion of breast	0	1	1
	96803 Malignant lymphoma, large B-cell, diffuse, NOS	0	1	1
C509	Breast NOS	0	2	2
	96803 Malignant lymphoma, large B-cell, diffuse, NOS	0	2	2
C569	Ovary	0	1	1
	96803 Malignant lymphoma, large B-cell, diffuse, NOS	0	1	1
C629	Testis NOS	4	0	4
	96803 Malignant lymphoma, large B-cell, diffuse, NOS	4	0	4
C690	Conjunctiva	1	0	1
	96993 Marginal zone B-cell lymphoma, NOS	1	0	1
C694	Ciliary Body	0	1	1
	95913 Malignant lymphoma, non-Hodgkin, NOS	0	1	1
C695	Lacrimal Gland	0	2	2
	96803 Malignant lymphoma, large B-cell, diffuse, NOS	0	1	1
	96993 Marginal zone B-cell lymphoma, NOS	0	1	1
C696	Orbit NOS	10	8	18
	95903 Malignant lymphoma, NOS	1	0	1
	96703 Malignant lymphoma, small B lymphocytic, NOS	1	0	1
	96803 Malignant lymphoma, large B-cell, diffuse, NOS	1	0	1
	96903 Follicular lymphoma, NOS	1	0	1
	96993 Marginal zone B-cell lymphoma, NOS	6	7	13
	97193 NK/T-cell lymphoma, nasal and nasal-type	0	1	1
C711	Frontal Lobe	2	3	5
	96803 Malignant lymphoma, large B-cell, diffuse, NOS	2	3	5
C713	Parietal Lobe	0	1	1
	96803 Malignant lymphoma, large B-cell, diffuse, NOS	0	1	1
C716	Cerebellum NOS	1	0	1
	96803 Malignant lymphoma, large B-cell, diffuse, NOS	1	0	1

TABLE VIII : LYMPHOMA PATHOLOGY ACCORDING TO SITE (cont.)

CODE	SITE	No. of Cases		
		MALE	FEMALE	TOTAL
C718	Brain: Overlap	1	0	1
	96873 Burkitt lymphoma, NOS	1	0	1
C719	Brain NOS	5	2	7
	95913 Malignant lymphoma, non-Hodgkin, NOS	1	0	1
	96803 Malignant lymphoma, large B-cell, diffuse, NOS	4	2	6
C729	Nervous System NOS	4	6	10
	95903 Malignant lymphoma, NOS	1	0	1
	96503 Hodgkin lymphoma, NOS	1	0	1
	96803 Malignant lymphoma, large B-cell, diffuse, NOS	2	6	8
C739	Thyroid Gland	2	3	5
	96803 Malignant lymphoma, large B-cell, diffuse, NOS	1	1	2
	96983 Follicular lymphoma, grade 3	0	1	1
	96993 Marginal zone B-cell lymphoma, NOS	1	1	2
C762	Abdomen NOS	1	0	1
	96803 Malignant lymphoma, large B-cell, diffuse, NOS	1	0	1
C809	Unknown Primary Site	3	1	4
	96803 Malignant lymphoma, large B-cell, diffuse, NOS	1	1	2
	96993 Marginal zone B-cell lymphoma, NOS	1	0	1
	97053 Angioimmunoblastic T-cell lymphoma	1	0	1
Z858	Personal history of malignant neoplasm of other organs and systems	1	0	1
	97203 Malignant Histiocytosis	1	0	1

TABLE IX : MALIGNANT LYMPHOMA BY PATHOLOGY

CODE	SITE	No. of Cases		
		MALE	FEMALE	TOTAL
	GRAND TOTAL	186	180	366
MALIGNANT LYMPHOMA, NOS OR DIFFUSE		3	2	5
95903	Malignant lymphoma, NOS	3	2	5
HODGKINS DISEASE		17	15	32
96503	Hodgkin lymphoma, NOS	9	8	17
96513	Hodgkin lymphoma, lymphocyte-rich	2	2	4
96523	Hodgkin lymphoma, mixed cellularity, NOS	3	1	4
96633	Hodgkin lymphoma, nodular sclerosis, NOS	3	4	7
NON-HODGKINS DISEASE		166	163	329
95913	Malignant lymphoma, non-Hodgkin, NOS	5	5	10
96703	Malignant lymphoma, small B lymphocytic, NOS	3	0	3
96713	Malignant lymphoma, lymphoplasmacytic	2	1	3
96733	Mantle cell lymphoma	4	0	4
96793	Mediastinal large B-cell lymphoma	1	1	2
96803	Malignant lymphoma, large B-cell, diffuse, NOS	93	104	197
96873	Burkitt lymphoma, NOS	5	3	8
96893	Splenic marginal zone-B-cell lymphoma	1	0	1
96903	Follicular lymphoma, NOS	6	9	15
96913	Follicular lymphoma, grade 2	0	1	1
96953	Follicular lymphoma, grade 1	2	4	6
96983	Follicular lymphoma, grade 3	2	3	5
96993	Marginal zone B-cell lymphoma, NOS	18	18	36
97003	Mycosis fungoides	6	5	11
97023	Mature T-cell lymphoma, NOS	4	3	7
97053	Angioimmunoblastic T-cell lymphoma	4	0	4
97083	Subcutaneous panniculitis-like-T-cell lymphoma	0	2	2
97143	Anaplastic large cell lymphoma, T cell and null cell type	1	1	2
97193	NK/T-cell lymphoma, nasal and nasal-type	6	3	9
97203	Malignant Histiocytosis	1	0	1
97293	Precursor T-cell lymphoblastic lymphoma	2	0	2

TABLE X : LYMPHOMA INCIDENCE BY AGE GROUP

AGE	MALE		FEMALE		TOTAL	
	n	%	n	%	n	%
ALL AGE	186	100.00	180	100.00	366	100.00
5+	2	1.08	0	0.00	2	0.55
10+	3	1.61	1	0.56	4	1.09
15+	7	3.76	4	2.22	11	3.01
20+	6	3.23	4	2.22	10	2.73
25+	3	1.61	5	2.78	8	2.19
30+	2	1.08	8	4.44	10	2.73
35+	5	2.69	9	5.00	14	3.83
40+	10	5.38	6	3.33	16	4.37
45+	6	3.23	16	8.89	22	6.01
50+	19	10.22	12	6.67	31	8.47
55+	19	10.22	21	11.67	40	10.93
60+	23	12.37	22	12.22	45	12.30
65+	19	10.22	14	7.78	33	9.02
70+	23	12.37	19	10.56	42	11.48
75+	22	11.83	12	6.67	34	9.29
80+	9	4.84	20	11.11	29	7.92
85+	6	3.23	4	2.22	10	2.73
90+	1	0.54	1	0.56	2	0.55
95+	1	0.54	2	1.11	3	0.82

FIGURE X.I : LYMPHOMA INCIDENCE BY AGE GROUP

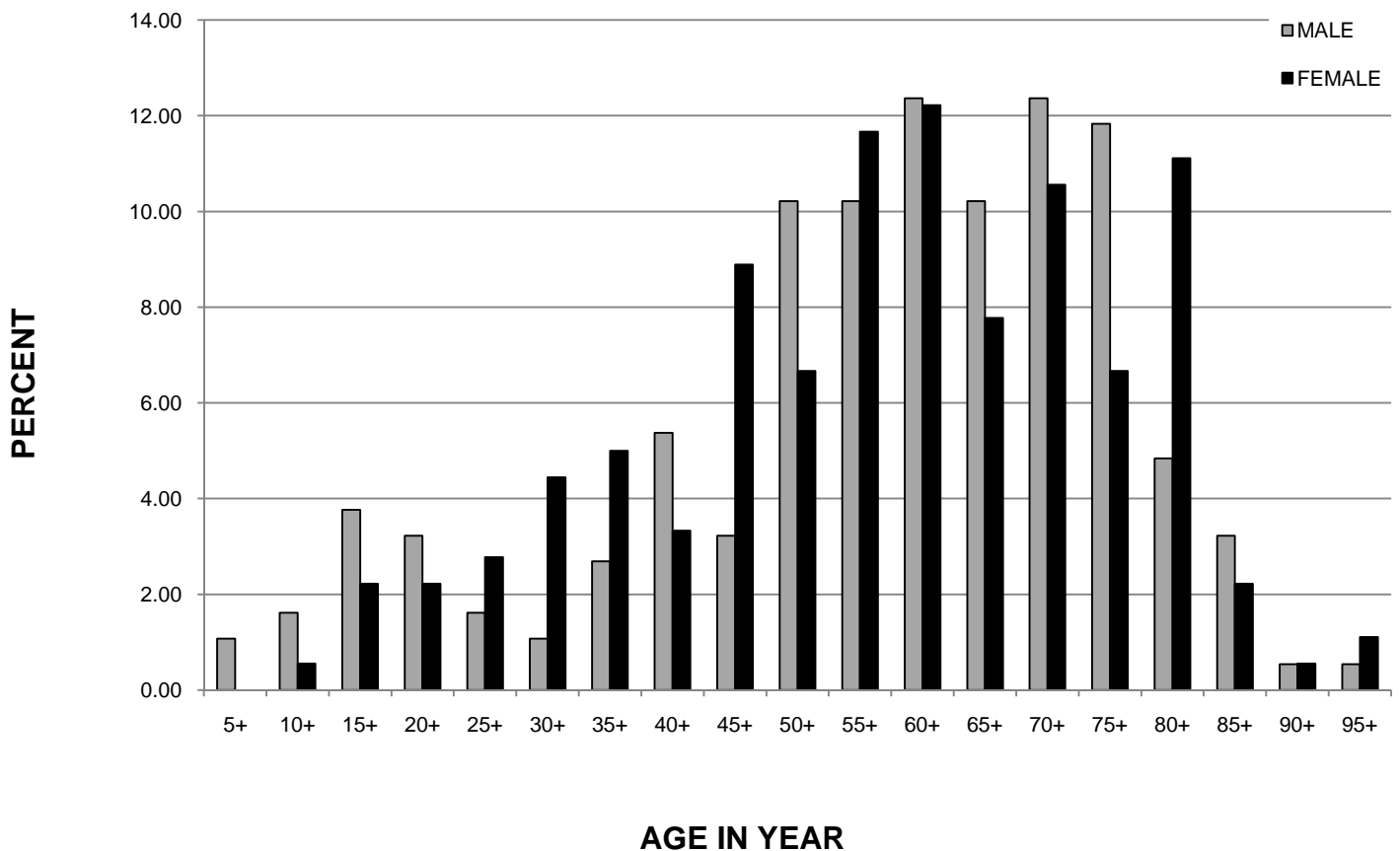


TABLE XI : LEADING CANCER

SITE	MALE	FEMALE	TOTAL	%
ALL SITE	2929	3324	6253	100.00
BREAST	4	911	915	14.63
LIVER	472	171	643	10.28
LUNG	344	215	559	8.94
LOWER GI	283	260	543	8.68
PROSTATE	369	0	369	5.90
ORAL CAVITY	203	88	291	4.65
THYROID	67	207	274	4.38
CERVIX	0	262	262	4.19
HEMATOPOIETIC	148	110	258	4.13
EAR, NOSE, THROAT	184	69	253	4.05

FIGURE XI.I : LEADING CANCER

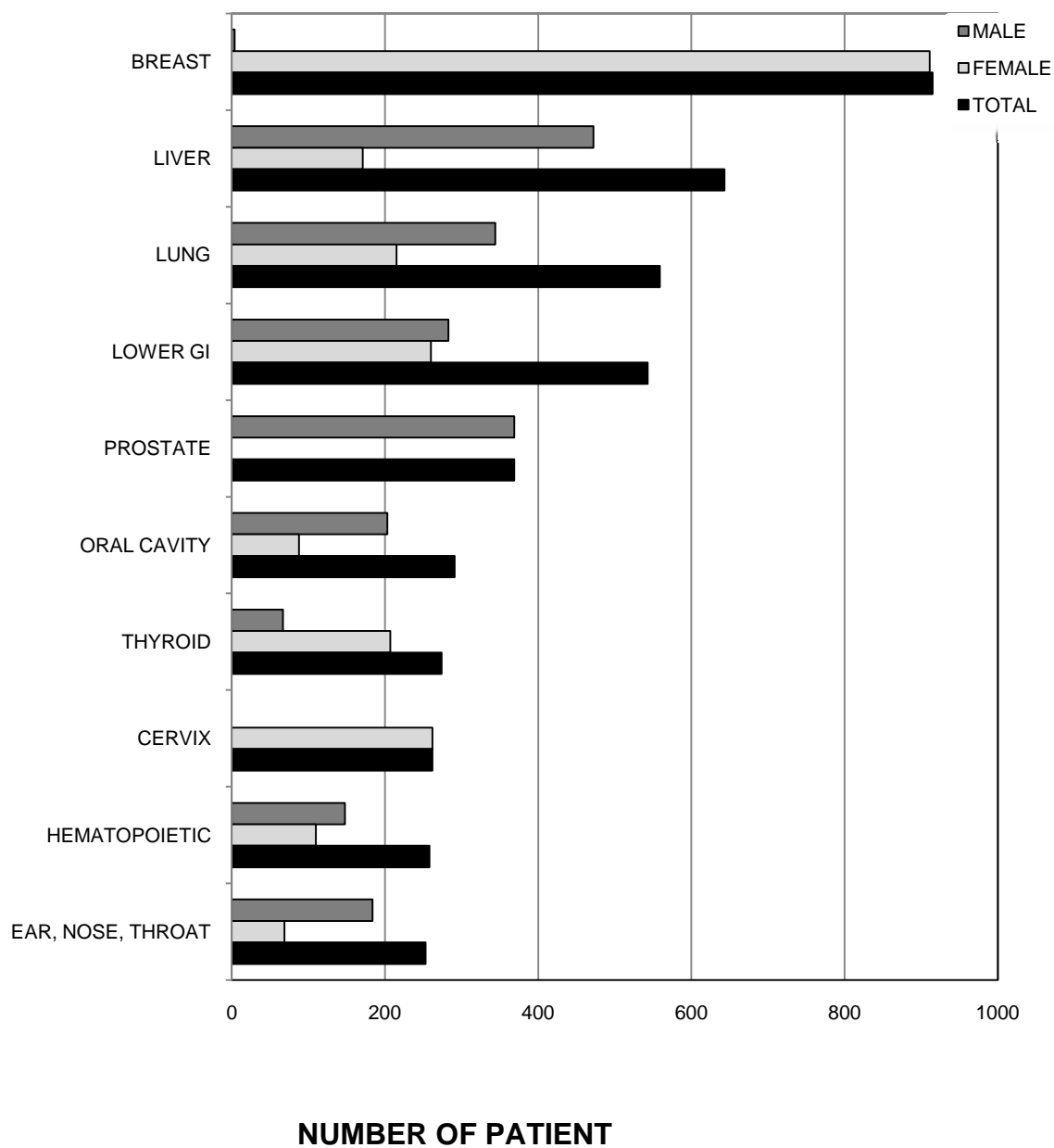


TABLE XII : LEADING CANCER IN MALE

SITE	MALE	%
ALL SITE	2929	100.00
LIVER	472	16.11
PROSTATE	369	12.60
LUNG	344	11.74
LOWER GI	283	9.66
ORAL CAVITY	203	6.93
EAR, NOSE, THROAT	184	6.28
URO	167	5.70
HEMATOPOIETIC	148	5.05
UPPER GI	127	4.34
UNKNOWN PRIMARY	89	3.04

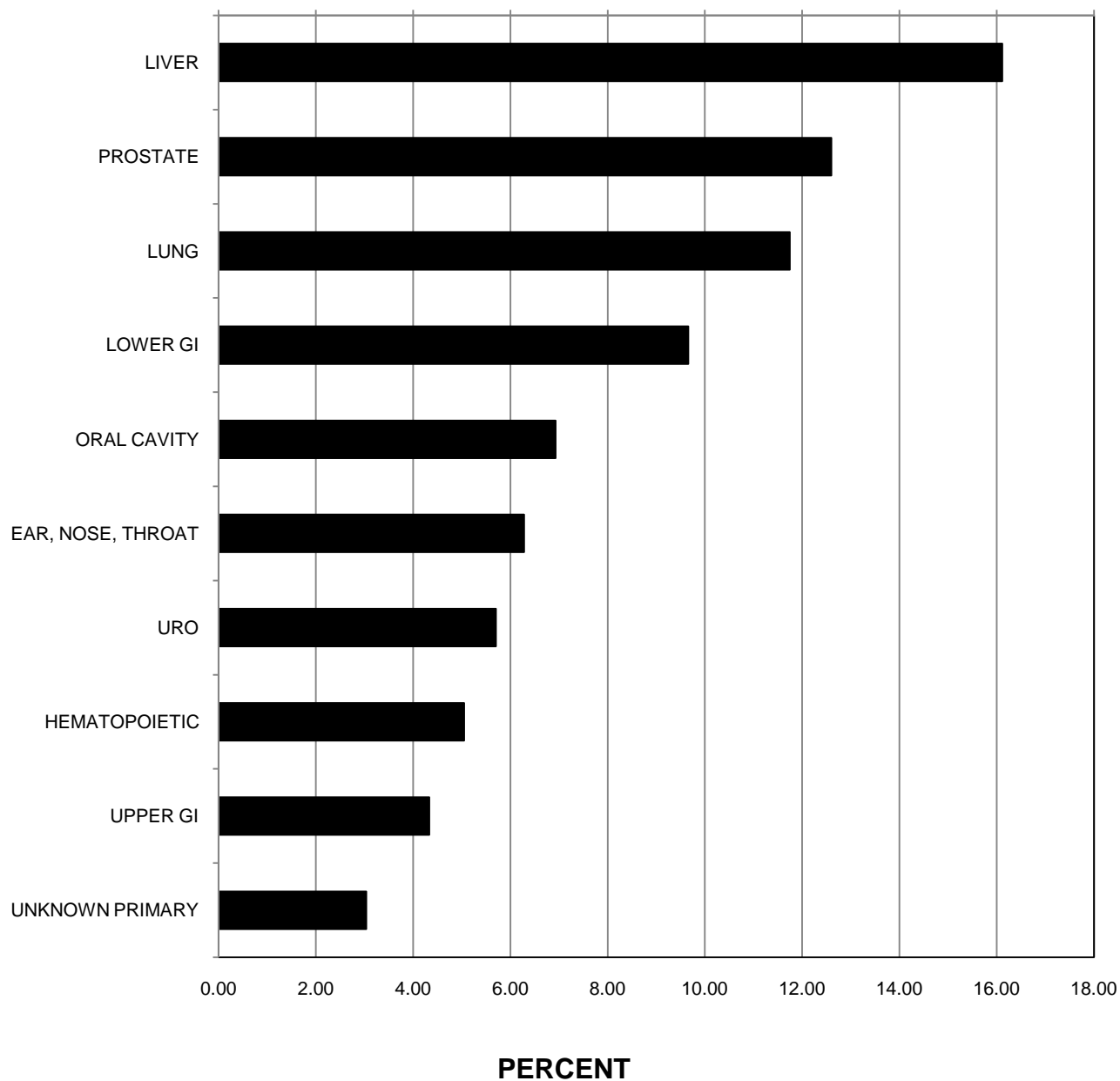
FIGURE XII.I : LEADING CANCER IN MALE

TABLE XIII : LEADING CANCER IN FEMALE

SITE	FEMALE	%
ALL SITE	3324	100.00
BREAST	911	27.41
CERVIX	262	7.88
LOWER GI	260	7.82
LUNG	215	6.47
THYROID	207	6.23
GYNE	191	5.75
LIVER	171	5.14
OVARY	152	4.57
HEMATOPOIETIC	110	3.31
GALL BLADDER, PANCREAS	91	2.74

FIGURE XIII.I : LEADING CANCER IN FEMALE

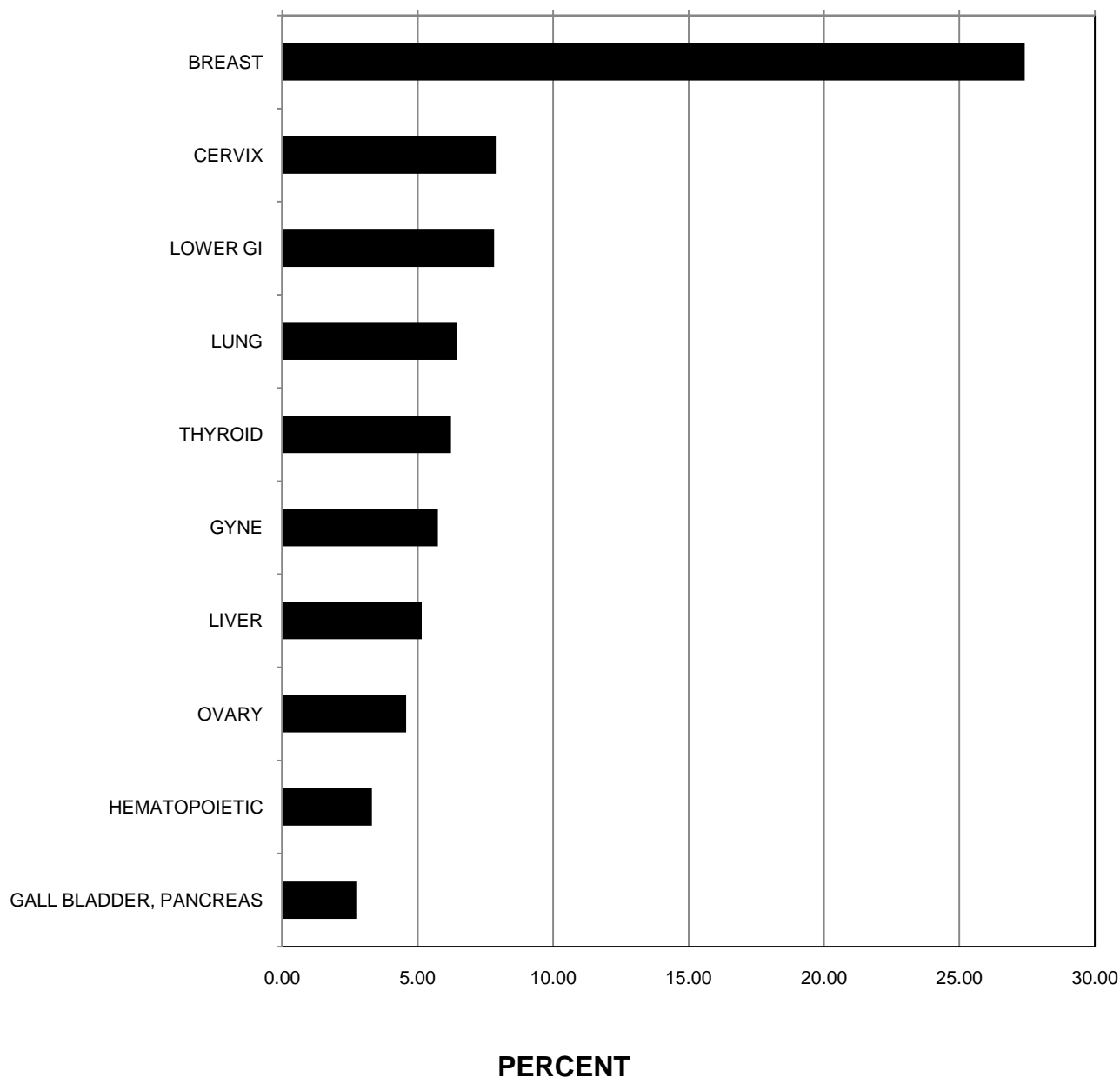


TABLE XIV: 5 YEAR TRENDS OF INCIDENCE (2007 - 2011)

SITE	2011	2010	2009	2008	2007
ALL SITE (cases)	6253	7000	7208	8256	7195
BREAST (%)	14.63	12.93	13.51	13.67	14.04
LIVER	10.28	9.51	10.06	11.19	9.10
LUNG	9.42	8.83	8.57	8.76	8.12
LOWER GI	8.68	9.30	8.85	7.55	8.26
PROSTATE	5.90	6.87	6.96	6.83	7.30
ORAL CAVITY	4.65	4.96	4.15	3.62	4.52
THYROID	4.38	3.80	3.65	3.84	3.56
CERVIX	4.19	4.76	5.90	5.81	7.59
HEMATOPOIETIC	4.13	3.94	4.59	5.26	3.54
EAR, NOSE, THROAT	4.05	4.51	3.97	1.70	1.70

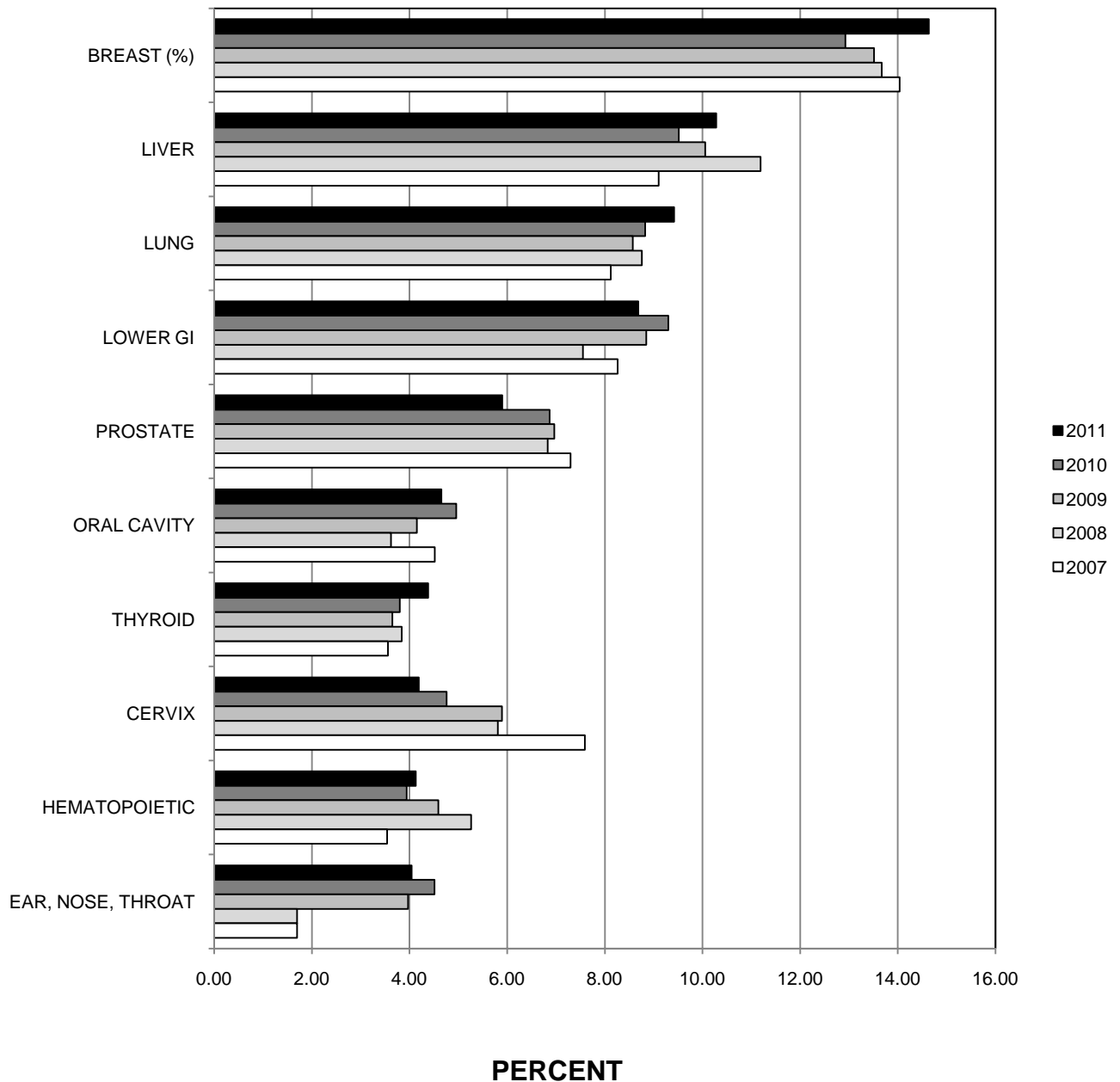
FIGURE XIV : 5 YEAR TRENDS OF INCIDENCE (2007 - 2011)

TABLE XV : CANCER BY OCCUPATION

OCCUPATION	NORTH	N-EAST	CENTRAL	SOUTH	TOTAL
NON-EMPLOYED	19	78	1783	76	1956
EMPLOYEES	7	26	1072	39	1144
BUSINESS	8	42	881	40	971
GOVERNMENT SERVICE	13	48	697	49	807
OTHERS	4	24	689	21	738
PROFESSIONAL	7	39	356	59	461
FARMERS OR AGRICULTURE	0	19	92	19	130
PRIESTS	1	4	35	1	41
FOREIGNERS					5
TOTAL	59	280	5605	304	6253

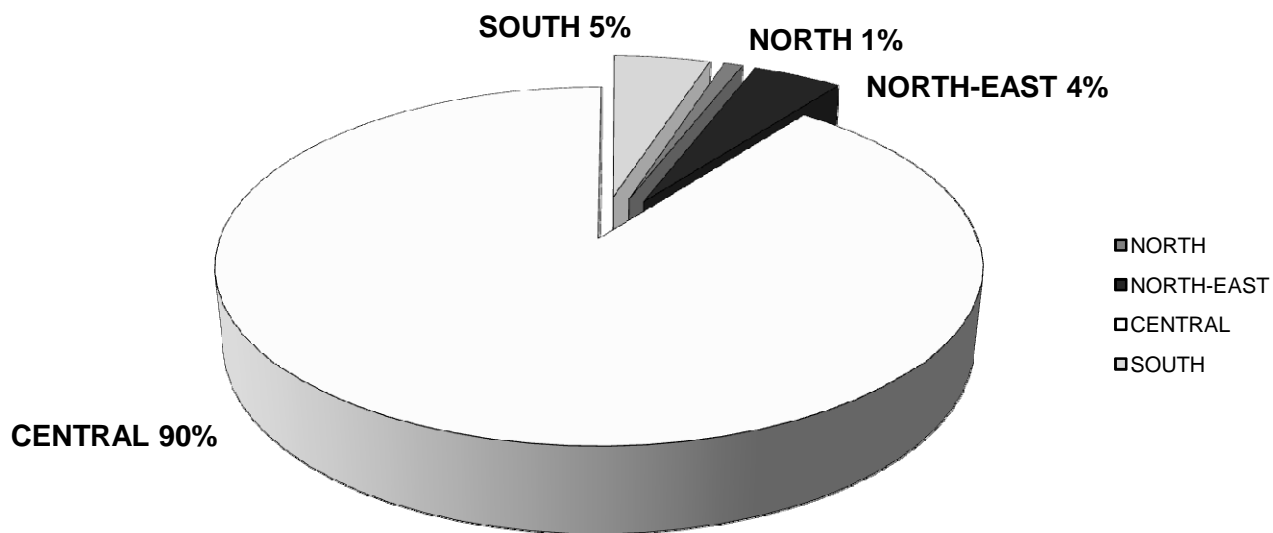
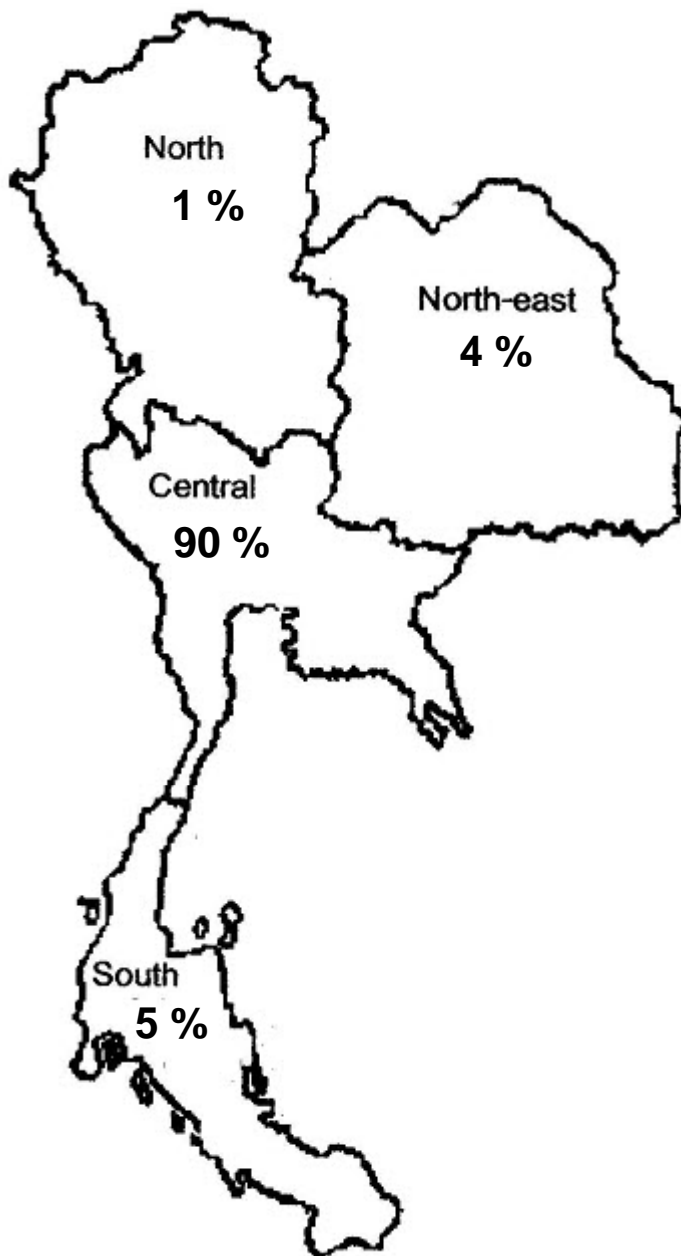
TABLE XVI : CANCER BY PROVINCE

PROVINCE	MALE	FEMALE	TOTAL
ALL PROVINCE	2929	3324	6253
AMNAT CHAROEN	0	2	2
ANG THONG	9	15	24
BANGKOK	1182	1436	2618
BURI RAM	18	10	28
CHACHOENSAO	22	24	46
CHAI NAT	14	17	31
CHAIYAPHUM	8	10	18
CHANTHABURI	23	15	38
CHIANG MAI	3	5	8
CHIANG RAI	10	3	13
CHON BURI	61	49	110
CHUMPHON	45	34	79
KALASIN	3	3	6
KAMPHAENG PHET	8	14	22
KANCHANABURI	71	66	137
KHON KAEN	5	3	8
KRABI	3	7	10
LAMPANG	7	4	11
LAMPHUN	0	1	1
LOEI	4	7	11
LOP BURI	29	18	47
MAHA SARAKHAM	3	4	7
MUKDAHAN	0	3	3
NAKHON NAYOK	5	1	6
NAKHON PATHOM	202	242	444
NAKHON PHANOM	3	2	5
NAKHON RATCHASIMA	35	28	63
NAKHON SAWAN	39	24	63
NAKHON SI THAMMARAT	30	22	52
NAN	2	4	6
NARATHIWAT	2	1	3
NONG BUA LAM PHU	1	1	2
NONG KHAI	2	1	3
NONTHABURI	208	223	431
PATHUM THANI	72	65	137
PATTANI	1	3	4
PHANGNGA	7	9	16
PHATTHALUNG	3	3	6
PHAYAO	1	2	3
PHETCHABUN	13	28	41
PHETCHABURI	62	67	129
PHICHIT	11	7	18
PHITSANULOK	11	11	22
PHRA NAKHON SI AYUTTHAYA	44	35	79
PHRAE	7	4	11
PHUKET	12	8	20
PRACHIN BURI	11	10	21
PRACHUAP KHIRI KHAN	44	64	108
RANONG	8	9	17

TABLE XVI : CANCER BY PROVINCE (cont.)

PROVINCE	MALE	FEMALE	TOTAL
RATCHABURI	108	161	269
RAYONG	17	24	41
ROI ET	7	10	17
SA KAEO	11	12	23
SAKON NAKHON	3	5	8
SAMUT PRAKAN	95	101	196
SAMUT SAKHON	81	116	197
SAMUT SONGKHRAM	27	19	46
SARABURI	14	20	34
SI SA KET	12	10	22
SING BURI	6	9	15
SONGKHLA	7	3	10
SUKHOTHAI	7	4	11
SUPHAN BURI	62	104	166
SURAT THANI	35	32	67
SURIN	19	15	34
TAK	8	3	11
TRANG	8	10	18
TRAT	8	2	10
UBON RATCHATHANI	9	11	20
UDON THANI	9	7	16
UTHAI THANI	4	10	14
UTTARADIT	3	3	6
YALA	2	0	2
YASOTHON	1	6	7
FOREIGNERS	2	3	5

FIGURE XVI.I : CANCER BY REGION



THE COMMITTEE OF SIRIRAJ CANCER REGISTRY

Cheerasook	Chongkolwatana	MD.	Consultant
Vichien	Srimuninnimit	MD.	Consultant
Gavivann	Veerakul	MD.	Consultant
Suwanit	Therasakvichya	MD.	Chairman of the Committee
Darin	Lohsiriwat	MD.	Head of Upper and Lower Gastrointestinal Cancer Group
Saranatra	Waikakul	MD.	Head of Bone and Soft Tissue Cancer Group
Wanchai	Wanachiwanawin	MD.	Head of Hematologic malignancy and Lymphoma Group
Choakchai	Metheetrairut	MD.	Head of Head-Neck Cancer Group
Chaiyoung	Nualyoung	MD.	Head of Urology and Male Genital Organ Cancer Group
Teerawit	Phanchaipetch	MD.	Head of Lung Cancer Group
Apirag	Chuangsuanich	MD.	Head of Skin Cancer Group
Chairat	Leelaphatanadit	MD.	Head of Gynecologic Oncology Group
Gavivann	Veerakul	MD.	Head of Pediatrics Cancer Group
Yongyut	Sirivatanauksorn	MD.	Head of Liver Cancer Group
Sarun	Nunta-Aree	MD.	Head of Brain Cancer Group
Adune	Ratanawichitrasin	MD.	Head of Breast Cancer Group
Cheerasook	Chongkwatana	MD.	Head of Thyroid Cancer Group
Preeyanuch	Yamwong	MD.	Committee
Sirirat	Kooptiwoot	MD.	Committee
Apichat	Asavamongkolkul	MD.	Committee
Jamsak	Tscheikuna	MD.	Committee
Kanchana	Amornpichetkul	MD.	Committee
Nan	Suntornpong	MD.	Committee
KleebSabai	Sanpakit	MD.	Committee
Vitton	Chinswangwatanakul	MD.	Committee
Chanin	Limwongse	MD.	Committee
Charuwan	Akewanlop	MD.	Committee
Nopadol	Soparattanapaisarn	MD.	Committee
Woramin	Rainsuwan	MD.	Committee
Rapin	Phimolsarnti	MD.	Committee
Archrob	Khuhapinant	MD.	Committee
Supakarn	Tayjasanant	MD.	Committee
Somsri	Ratanawichitrasin	MD.	Committee and Secretary

OFFICE STAFF AND CODERS

Pranee	Mahamadsaolah	Wararat	Choochan
Thanit	Hirankhup	Aimon	Jaimai
Mattana	Saengta	Sravudh	Daengmak
Siriporn	Timpasert	Wirawan	Chainkamhan
Phimpakan	Thepkan	Sittisak	Rukkumkeaw
Phattaraporn	Charantorn	Kanokporn	Thamapala
Dolaya	Darachart	Cholticha	Songjang
Thapanee	Sae-jang	Seewan	Wiboonchart