

SIRIRAJ CANCER REGISTRY

2013



SIRIRAJ CANCER CENTER
FACULTY OF MEDICINE SIRIRAJ HOSPITAL
MAHIDOL UNIVERSITY
ISSN 00857-3840

SIRIRAJ CANCER REGISTRY

2013



EDITOR

Assistant Professor Dr. Suwanit Therasakvichya

SIRIRAJ CANCER CENTER
FACULTY OF MEDICINE SIRIRAJ HOSPITAL
MAHIDOL UNIVERSITY
ISSN 00857-3840

Introduction

Faculty of Medicine, Siriraj Hospital, Mahidol university is the first medical school in Thailand which found in 1888, and consists of 25 Departments, 6 specialized centers. Siriraj Cancer Center is a center which is responsible for collaborative functions in cancer care, cancer research and cancer registry. **This “Siriraj Cancer Registry 2013” is the 45th** annual official report of hospital based cancer registration of Siriraj hospital, since 1969. Data processing was performed by collecting and verification from medical records, pathological reports and image findings, finally proven by ICD-O coders with medical consultants. With computerized register-program helped to improve the work flow, efficiently.

In the year 2013, we served 2,878,575 hospital visits from 545,726 new patients which included 5,388 new cancer patients. There were some cancer patients who were treated in SirirajPiyamaharajkarun Hospital, that we had not included in the main report, but categorized separately as a supplement.

I would like to acknowledge the kindly support from the Medical Record Service, Medical Information Technology Service, Department of Pathology, Clinical Pathology, Microbiology, Immunology, Radiology, Surgery, Medicine, Orthopedic Surgery, Ophthalmology, Oto-rhino-laryngology, Pediatrics, Obstetrics and Gynecology, for data and medical records, as well as Siriraj Cancer Center organizing committees and all staffs in Siriraj Cancer Center who worked together as a team. And I hope, this report will be useful in improving our cancer patient management.



Assistant Professor Dr. Suwanit Therasakvichya

Chairman: Siriraj Cancer Center

Faculty of Medicine Siriraj Hospital

Mahidol University

SIRIRAJ CANCER CENTER

SIRIRAJ CANCER RIGISTRY 2013

Table of contents

Table I:	Number of patients	1
Table II:	Quality of diagnosis	1
Table III:	Primary site	1
Table IV:	Incidence by age group	8
	Figure IV.I: Incidence by age group	8
Table V:	Primary site by age group	9
Table VI:	Pathology according to site	29
Table VII:	Primary site in childhood by age group	45
Table VIII:	Lymphoma pathology according to site	46
Table IX:	Lymphoma by pathology	53
Table X:	Lymphoma incidence by age group	54
	Figure X.I: Lymphoma incidence by age group	54
Table XI:	Leading cancer	55
	Figure XI.I: Leading cancer	55
Table XII:	Leading cancer in male	56
	Figure XII.I: Leading cancer in male	56
Table XIII:	Leading cancer in female	57
	Figure XIII.I: Leading cancer in female	57
Table XIV:	5 year trends of incidence (2009 - 2013)	58
	Figure XIV.I: 5 year trends of incidence (2009 - 2013)	58
Table XV:	Cancer by occupation	59
Table XVI:	Cancer by province	60
	Figure XVI.I: Cancer by region	62

2013

TABLE I : NUMBER OF PATIENTS

Type of patient	No. of cases
Total No. of patient visits	2,878,575
Total No. of patients	545,726
Total No. of new cancer	5,388

Cancer incidence was 0.99 %

TABLE II : QUALITY OF DIAGNOSIS

Diagnosed by	Number	Percentage
Histological Pathology	4,989	92.59
Clinical & Imaging	399	7.41
Total	5,388	100.00

TABLE III : PRIMARY SITE

CODE	SITE	No. of Cases			%
		MALE	FEMALE	TOTAL	
	GRAND TOTAL	2489	2899	5388	100.00
C00 - C14 LIP, ORAL CAVITY AND PHARYNX		244	98	342	6.35
C001	External Lip: Lower NOS	0	5	5	0.09
C003	Lip: Upper Mucosa	1	0	1	0.02
C004	Lip: Lower Mucosa	0	1	1	0.02
C019	Tongue: Base NOS	21	2	23	0.43
C023	Tongue: Anterior NOS	0	2	2	0.04
C024	Lingual Tonsil	2	0	2	0.04
C028	Tongue: Overlapping	1	0	1	0.02
C029	Tongue: NOS	20	15	35	0.65
C030	Gum: Upper	1	0	1	0.02
C031	Gum: Lower	6	6	12	0.22
C039	Gum NOS	1	0	1	0.02
C041	Mouth: Lateral Floor	1	0	1	0.02
C049	Floor of Mouth NOS	15	1	16	0.30
C050	Hard Palate	5	1	6	0.11
C051	Soft Palate NOS	6	0	6	0.11
C052	Uvula	1	0	1	0.02
C059	Palate NOS	0	1	1	0.02
C060	Cheek Mucosa	4	7	11	0.20
C069	Mouth NOS	0	2	2	0.04
C079	Parotid Gland	8	8	16	0.30
C080	Submandibular Gland	1	0	1	0.02

TABLE III : PRIMARY SITE (cont.)

CODE	SITE	No. of Cases			%
		MALE	FEMALE	TOTAL	
C099	Tonsil NOS	37	10	47	0.87
C103	Oropharynx: Poster Wall	1	0	1	0.02
C108	Oropharynx: Overlapping	1	0	1	0.02
C109	Oropharynx NOS	12	1	13	0.24
C112	Nasopharynx: Lateral Wall	3	0	3	0.06
C119	Nasopharynx NOS	43	31	74	1.37
C129	Pyriiform Sinus	28	3	31	0.58
C130	Hypopharynx: Postcricoid	1	0	1	0.02
C132	Hypopharynx: Poster Wall	4	0	4	0.07
C138	Hypopharynx: Overlapping	3	0	3	0.06
C139	Hypopharynx NOS	14	2	16	0.30
C140	Pharynx NOS	3	0	3	0.06
C15 - C26 DIGESTIVE ORGANS		835	566	1401	26.00
C150	Esophagus: Cervical	4	0	4	0.07
C151	Esophagus: Thoracic	9	1	10	0.19
C153	Esophagus: Upper Third	8	1	9	0.17
C154	Esophagus: Middle Third	10	0	10	0.19
C155	Esophagus: Lower Third	2	2	4	0.07
C158	Esophagus: Overlapping	1	1	2	0.04
C159	Esophagus NOS	32	2	34	0.63
C160	Stomach: Cardia NOS	8	9	17	0.32
C161	Stomach: Fundus	0	1	1	0.02
C162	Stomach: Body	4	4	8	0.15
C163	Stomach: Pyl Antrum	7	4	11	0.20
C164	Stomach: Pylorus	2	0	2	0.04
C165	Stomach: Less Curv	1	2	3	0.06
C166	Stomach: Great Curv	1	1	2	0.04
C168	Stomach: Overlapping	0	2	2	0.04
C169	Stomach, NOS	20	36	56	1.04
C170	Duodenum	4	5	9	0.17
C171	Jejunum	0	2	2	0.04
C172	Ileum	2	1	3	0.06
C180	Colon: Caecum	12	18	30	0.56
C181	Colon: Appendix	3	7	10	0.19
C182	Colon: Ascending	14	13	27	0.50
C183	Colon: Hepatic Flexure	11	8	19	0.35
C184	Colon: Transverse	12	9	21	0.39
C185	Colon: Splenic Flexure	11	8	19	0.35
C186	Colon: Descending	4	10	14	0.26
C187	Colon: Sigmoid	67	50	117	2.17
C188	Colon: Overlapping	2	1	3	0.06
C189	Colon NOS	4	8	12	0.22
C199	Rectosigmoid Junction	24	18	42	0.78

TABLE III : PRIMARY SITE (cont.)

CODE	SITE	No. of Cases			%
		MALE	FEMALE	TOTAL	
C209	Rectum NOS	128	95	223	4.14
C210	Anus NOS	1	0	1	0.02
C211	Anal Canal	7	7	14	0.26
C218	Rectum: Overlapping	0	2	2	0.04
C220	Liver	290	106	396	7.35
C221	Intrahepatic Bile Duct	66	53	119	2.21
C239	Gallbladder	10	15	25	0.46
C240	Extrahepatic Bile Duct	5	5	10	0.19
C241	Ampulla of Vater	8	12	20	0.37
C250	Pancreas: Head	29	29	58	1.08
C251	Pancreas: Body	3	3	6	0.11
C252	Pancreas: Tail	2	3	5	0.09
C253	Pancreatic Duct	0	1	1	0.02
C258	Pancreas: Overlapping	2	0	2	0.04
C259	Pancreas NOS	5	11	16	0.30
C30 - C39 RESPIRATORY AND INTRATHORACIC ORGANS		416	204	620	11.51
C300	Nasal Cavity	13	10	23	0.43
C310	Maxillary Sinus	11	4	15	0.28
C311	Ethmoid Sinus	2	1	3	0.06
C313	Sphenoid Sinus	0	1	1	0.02
C320	Glottis	36	3	39	0.72
C321	Supraglottis	36	4	40	0.74
C328	Larynx: Overlapping	3	0	3	0.06
C329	Larynx NOS	4	1	5	0.09
C339	Trachea	0	1	1	0.02
C340	Bronchus: Main	8	2	10	0.19
C341	Lung: Upper Lobe	125	66	191	3.54
C342	Lung: Middle Lobe	13	10	23	0.43
C343	Lung: Lower Lobe	61	54	115	2.13
C348	Lung, Bronchus: Overlap	4	2	6	0.11
C349	Lung NOS	83	40	123	2.28
C379	Thymus	3	1	4	0.07
C381	Mediastinum: Anterior	9	4	13	0.24
C382	Mediastinum: Posterior	1	0	1	0.02
C383	Mediastinum NOS	3	0	3	0.06
C384	Pleura NOS	1	0	1	0.02

TABLE III : PRIMARY SITE (cont.)

CODE	SITE	No. of Cases			%
		MALE	FEMALE	TOTAL	
C40 - C41 BONE AND CARTILAGE		26	24	50	0.93
C400	Bone: Upper Long	4	2	6	0.11
C401	Bone: Upper Short	1	0	1	0.02
C402	Bone: Lower Long	7	13	20	0.37
C403	Bone: Lower Short	0	1	1	0.02
C409	Bone of Limb NOS	2	0	2	0.04
C410	Bone: Skull and Face	1	2	3	0.06
C411	Bone: Mandible	1	1	2	0.04
C412	Bone: Vertebral Column	2	1	3	0.06
C414	Bone: Pelvic, Sacrum, Coccyx	8	4	12	0.22
C42 HEMATOPOIETIC AND RETICULOENDOTHELIAL SYSTEMS		114	101	215	3.99
C421	Bone Marrow	113	101	214	3.97
C422	Spleen	1	0	1	0.02
C44 SKIN		65	94	159	2.95
C440	Skin of lip, NOS	0	8	8	0.15
C441	Eyelid	4	8	12	0.22
C442	External Ear	6	7	13	0.24
C443	Skin: Cheek ChinFaceForehead	17	34	51	0.95
C444	Skin of Scalp and Neck	4	6	10	0.19
C445	Skin of Trunk	11	9	20	0.37
C446	Skin of upper limb & shoulder	11	3	14	0.26
C447	Skin of lower limb and hip	12	17	29	0.54
C449	Skin NOS	0	2	2	0.04
C47 PERIPHERAL NERVES AND AUTONOMIC NERVOUS SYSTEM		8	6	14	0.26
C470	AutNervSys: HeadFaceNeck	0	1	1	0.02
C471	AutNervSystem: Upper Limb	5	0	5	0.09
C472	AutNervSystem:Lower Limb	1	1	2	0.04
C473	Aut Nerv System: Thorax	1	0	1	0.02
C474	AutNervSystem: Abdomen	0	1	1	0.02
C475	Aut Nerv System: Pelvis	1	2	3	0.06
C476	AutNervSys: Trunk NOS	0	1	1	0.02
C48 - C49 RETROPERITONEUM AND PERITONEUM		42	45	87	1.61
C480	Retroperitoneum	5	3	8	0.15
C481	Peritoneum: Specified pts	1	0	1	0.02
C482	Peritoneum NOS	0	10	10	0.19
C490	Connective: Head, Face, Neck	4	5	9	0.17
C491	Connective Upperlimb Shoulder	3	0	3	0.06
C492	Connective: Lower limb & hip	15	17	32	0.59
C493	Connective: Thorax	4	3	7	0.13
C494	Connective: Abdomen	3	2	5	0.09
C495	Connective: Pelvis	6	4	10	0.19
C496	Connective: Trunk NOS	1	1	2	0.04

TABLE III : PRIMARY SITE (cont.)

CODE	SITE	No. of Cases			%
		MALE	FEMALE	TOTAL	
C50 BREAST		4	816	820	15.22
C500	Nipple	0	5	5	0.09
C501	Central portion of breast	0	72	72	1.34
C502	Upper-inner quadrant breast	0	112	112	2.08
C503	Lower-inner quadrant breast	0	45	45	0.84
C504	Upper-outer quadrant breast	2	280	282	5.23
C505	Lower-outer quadrant breast	0	59	59	1.10
C506	Axillary tail of breast	0	1	1	0.02
C508	Overlapping lesion of breast	1	135	136	2.52
C509	Breast NOS	1	107	108	2.00
C51 - C58 FEMALE GENITAL ORGANS		0	545	545	10.12
C510	Labium majus	0	4	4	0.07
C519	Vulva NOS	0	5	5	0.09
C529	Vagina NOS	0	14	14	0.26
C530	Endocervix	0	4	4	0.07
C539	Cervix uteri	0	227	227	4.21
C541	Endometrium	0	164	164	3.04
C542	Myometrium	0	4	4	0.07
C548	Corpus uteri: Overlap	0	8	8	0.15
C549	Corpus uteri	0	3	3	0.06
C559	Uterus NOS	0	1	1	0.02
C569	Ovary	0	104	104	1.93
C570	Fallopian tube	0	3	3	0.06
C589	Placenta	0	4	4	0.07
C60 - C63 MALE GENITAL ORGANS		351	0	351	6.51
C600	Prepuce	1	0	1	0.02
C601	Glans penis	3	0	3	0.06
C609	Penis NOS	3	0	3	0.06
C619	Prostate gland	338	0	338	6.27
C629	Testis NOS	6	0	6	0.11

TABLE III : PRIMARY SITE (cont.)

CODE	SITE	No. of Cases			%
		MALE	FEMALE	TOTAL	
C64 - C68 URINARY TRACT		129	53	182	3.38
C649	Kidney NOS	37	17	54	1.00
C659	Renal pelvis	7	8	15	0.28
C669	Ureter	5	7	12	0.22
C670	Trigone of Bladder	0	1	1	0.02
C671	Dome of Bladder	1	0	1	0.02
C672	Lateral wall of Bladder	7	2	9	0.17
C673	Anterior wall of Bladder	2	1	3	0.06
C674	Posterior wall of Bladder	6	2	8	0.15
C675	Bladder Neck	1	1	2	0.04
C676	Ureteric Orifice	0	1	1	0.02
C677	Urachus	2	0	2	0.04
C678	Bladder: Overlap	2	1	3	0.06
C679	Bladder NOS	57	12	69	1.28
C680	Urethra	2	0	2	0.04
C69 - C72 EYE, BRAIN AND OTHER PARTS OF CENTRAL NERVOUS SYSTEM		76	49	125	2.32
C690	Conjunctiva	4	1	5	0.09
C692	Retina	8	5	13	0.24
C695	Lacrimal Gland	3	1	4	0.07
C696	Orbit NOS	4	3	7	0.13
C699	Eye NOS	0	3	3	0.06
C710	Cerebrum	7	2	9	0.17
C711	Frontal Lobe	8	8	16	0.30
C712	Temporal Lobe	10	5	15	0.28
C713	Parietal Lobe	7	3	10	0.19
C714	Occipital Lobe	3	0	3	0.06
C715	Ventricle NOS	2	1	3	0.06
C716	Cerebellum NOS	2	2	4	0.07
C717	Brain Stem	1	4	5	0.09
C718	Brain: Overlap	3	2	5	0.09
C719	Brain NOS	8	3	11	0.20
C720	Spinal Cord	1	1	2	0.04
C729	Nervous System NOS	5	5	10	0.19
C73 - C75 THYROID AND OTHER ENDOCRINE GLANDS		46	174	220	4.08
C739	Thyroid Gland	39	169	208	3.86
C741	Medulla of Adrenal Gland	1	0	1	0.02
C749	Adrenal Gland NOS	1	4	5	0.09
C751	Pituitary Gland	0	1	1	0.02
C753	Pineal Gland	5	0	5	0.09
C76 OTHER AND ILL-DEFINED SITES		0	3	3	0.06
C763	Pelvis NOS	0	3	3	0.06

TABLE III : PRIMARY SITE (cont.)

CODE	SITE	No. of Cases			%
		MALE	FEMALE	TOTAL	
C77 LYMPH NODES		61	59	120	2.23
C770	Lymph Nodes: HeadFaceNeck	36	34	70	1.30
C771	Intrathoracic Lymph Nodes	1	3	4	0.07
C772	Intra-abdominal LymphNodes	10	3	13	0.24
C773	Lymph Nodes of axilla or arm	4	7	11	0.20
C774	Lymph Nodes: Leg	7	9	16	0.30
C775	Pelvic Lymph Nodes	2	1	3	0.06
C778	Lymph Nodes: multiple region	0	2	2	0.04
C779	Lymph Node NOS	1	0	1	0.02
C80 UNKNOW PRIMARY SITE		70	58	128	2.38
C809	Unknown Primary Site	70	58	128	2.38
Z85 PERSONAL HISTORY OF MALIGNANT NEOPLASM		2	4	6	0.11
Z850	Personal history of malignant neoplasm of digestive organs	2	1	3	0.06
Z853	Personal history of malignant neoplasm of breast	0	1	1	0.02
Z858	Personal history of malignant neoplasm of other organs and systems	0	2	2	0.04

TABLE IV: INCIDENCE BY AGE GROUP

AGE	MALE		FEMALE		TOTAL	
	n	%	n	%	n	%
ALL AGE	2489	100.00	2899	100.00	5388	100.00
1+	22	0.88	20	0.69	42	0.78
5+	10	0.40	9	0.31	19	0.35
10+	14	0.56	10	0.34	24	0.45
15+	22	0.88	17	0.59	39	0.72
20+	18	0.72	23	0.79	41	0.76
25+	17	0.68	31	1.07	48	0.89
30+	34	1.37	64	2.21	98	1.82
35+	40	1.61	124	4.28	164	3.04
40+	67	2.69	183	6.31	250	4.64
45+	136	5.46	288	9.93	424	7.87
50+	227	9.12	362	12.49	589	10.93
55+	301	12.09	369	12.73	670	12.44
60+	363	14.58	383	13.21	746	13.85
65+	380	15.27	338	11.66	718	13.33
70+	300	12.05	248	8.55	548	10.17
75+	296	11.89	220	7.59	516	9.58
80+	155	6.23	130	4.48	285	5.29
85+	63	2.53	57	1.97	120	2.23
90+	22	0.88	18	0.62	40	0.74
95+	2	0.08	5	0.17	7	0.13

FIGURE IV.I : INCIDENCE BY AGE GROUP

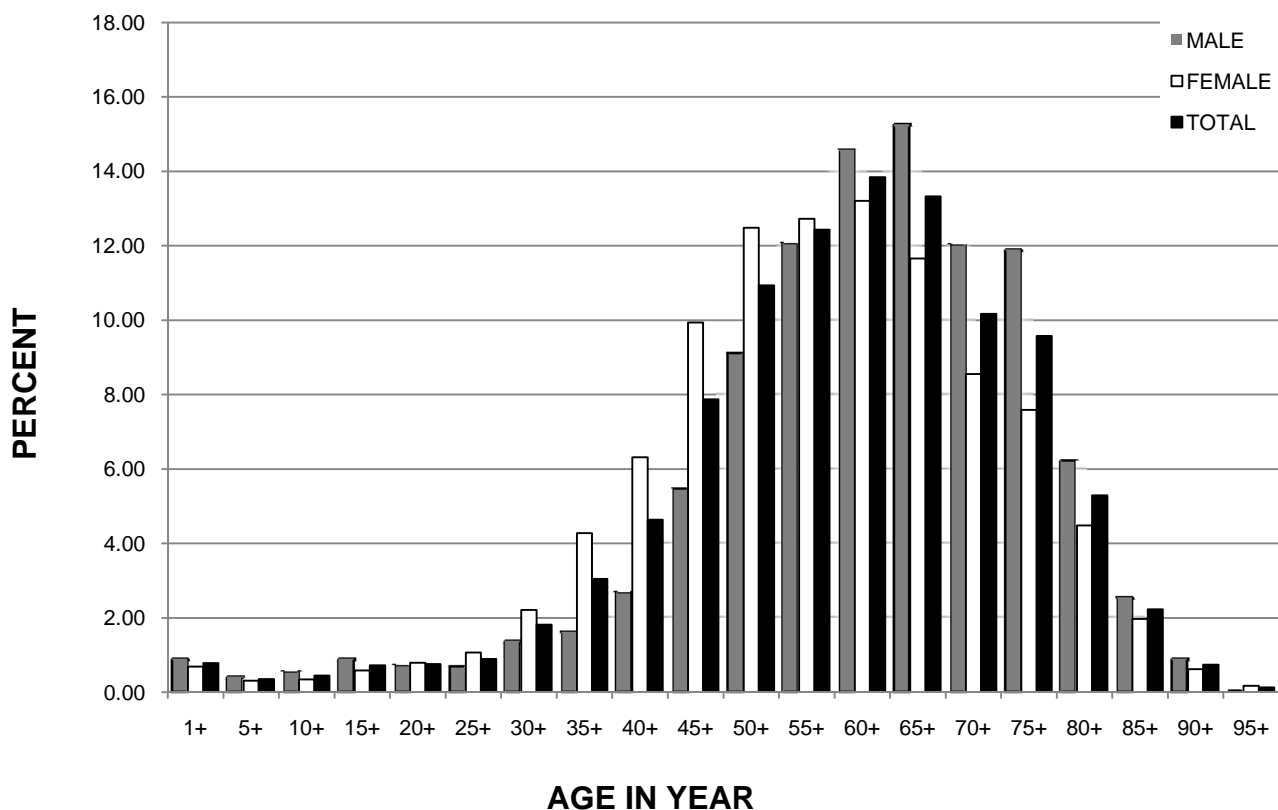


TABLE V : PRIMARY SITE BY AGE GROUP

SITE / AGE - GROUP		1+	5+	10+	15+	20+	25+	30+	35+	40+	45+	50+	55+	60+	65+	70+	75+	80+	85+	90+	95+	
GRAND TOTAL 5388		42	19	24	39	41	48	98	164	250	424	589	670	746	718	548	516	285	120	40	7	
MALE 2489		22	10	14	22	18	17	34	40	67	136	227	301	363	380	300	296	155	63	22	2	
FEMALE 2899		20	9	10	17	23	31	64	124	183	288	362	369	383	338	248	220	130	57	18	5	
C001 External Lip: Lower NOS	T	5	0	0	0	0	0	0	0	0	0	0	0	0	0	2	1	1	1	0	0	
	M	0	0	0	0	0	0	0	0	0	0	0	0	0	0	0	0	0	0	0	0	0
	F	5	0	0	0	0	0	0	0	0	0	0	0	0	0	2	1	1	1	0	0	
C003 Lip: Upper Mucosa	T	1	0	0	0	0	0	0	0	0	0	0	0	0	0	0	1	0	0	0	0	
	M	1	0	0	0	0	0	0	0	0	0	0	0	0	0	0	1	0	0	0	0	
	F	0	0	0	0	0	0	0	0	0	0	0	0	0	0	0	0	0	0	0	0	
C004 Lip: Lower Mucosa	T	1	0	0	0	0	0	0	0	0	0	0	0	0	0	1	0	0	0	0	0	
	M	0	0	0	0	0	0	0	0	0	0	0	0	0	0	0	0	0	0	0	0	
	F	1	0	0	0	0	0	0	0	0	0	0	0	0	0	1	0	0	0	0	0	
C019 Tongue: Base NOS	T	23	0	0	0	0	0	0	0	0	1	6	3	2	4	2	2	2	1	0	0	
	M	21	0	0	0	0	0	0	0	0	1	6	2	2	4	1	2	2	1	0	0	
	F	2	0	0	0	0	0	0	0	0	0	0	1	0	0	1	0	0	0	0	0	
C023 Tongue: Anterior NOS	T	2	0	0	0	0	0	1	0	0	0	0	0	0	0	0	1	0	0	0	0	
	M	0	0	0	0	0	0	0	0	0	0	0	0	0	0	0	0	0	0	0	0	
	F	2	0	0	0	0	0	1	0	0	0	0	0	0	0	0	1	0	0	0	0	
C024 Lingual Tonsil	T	2	0	0	0	0	0	1	0	0	0	0	0	0	1	0	0	0	0	0	0	
	M	2	0	0	0	0	0	1	0	0	0	0	0	0	1	0	0	0	0	0	0	
	F	0	0	0	0	0	0	0	0	0	0	0	0	0	0	0	0	0	0	0	0	
C028 Tongue: Overlapping	T	1	0	0	0	0	0	0	0	0	0	1	0	0	0	0	0	0	0	0	0	
	M	1	0	0	0	0	0	0	0	0	0	1	0	0	0	0	0	0	0	0	0	
	F	0	0	0	0	0	0	0	0	0	0	0	0	0	0	0	0	0	0	0	0	
C029 Tongue: NOS	T	35	0	0	0	0	0	0	2	2	3	1	5	5	6	6	3	1	1	0	0	
	M	20	0	0	0	0	0	0	1	1	2	1	3	3	4	3	1	0	1	0	0	
	F	15	0	0	0	0	0	0	1	1	1	0	2	2	2	3	2	1	0	0	0	
C030 Gum: Upper	T	1	0	0	0	0	0	0	0	0	0	0	0	0	0	0	0	0	1	0	0	
	M	1	0	0	0	0	0	0	0	0	0	0	0	0	0	0	0	0	1	0	0	
	F	0	0	0	0	0	0	0	0	0	0	0	0	0	0	0	0	0	0	0	0	
C031 Gum: Lower	T	12	0	0	0	0	0	0	1	0	0	1	0	0	2	2	2	1	3	0	0	
	M	6	0	0	0	0	0	0	0	0	0	0	0	0	2	1	1	1	1	0	0	
	F	6	0	0	0	0	0	0	1	0	0	1	0	0	0	1	1	0	2	0	0	

TABLE V : PRIMARY SITE BY AGE GROUP (cont.)

SITE / AGE - GROUP		1+	5+	10+	15+	20+	25+	30+	35+	40+	45+	50+	55+	60+	65+	70+	75+	80+	85+	90+	95+
C039 Gum NOS	T	1	0	0	0	0	0	0	0	0	0	0	0	0	0	1	0	0	0	0	0
	M	1	0	0	0	0	0	0	0	0	0	0	0	0	0	1	0	0	0	0	0
	F	0	0	0	0	0	0	0	0	0	0	0	0	0	0	0	0	0	0	0	0
C041 Mouth: Lateral Floor	T	1	0	0	0	0	0	0	0	0	0	0	0	0	0	1	0	0	0	0	0
	M	1	0	0	0	0	0	0	0	0	0	0	0	0	0	1	0	0	0	0	0
	F	0	0	0	0	0	0	0	0	0	0	0	0	0	0	0	0	0	0	0	0
C049 Floor of Mouth NOS	T	16	0	0	0	0	0	0	0	0	1	3	2	4	2	2	2	0	0	0	0
	M	15	0	0	0	0	0	0	0	0	1	2	2	4	2	2	2	0	0	0	0
	F	1	0	0	0	0	0	0	0	0	0	1	0	0	0	0	0	0	0	0	0
C050 Hard Palate	T	6	0	0	0	0	0	0	0	0	1	1	0	1	0	1	2	0	0	0	0
	M	5	0	0	0	0	0	0	0	0	1	1	0	1	0	0	2	0	0	0	0
	F	1	0	0	0	0	0	0	0	0	0	0	0	0	0	1	0	0	0	0	0
C051 Soft Palate NOS	T	6	0	0	0	0	0	0	0	0	0	1	1	1	1	0	2	0	0	0	0
	M	6	0	0	0	0	0	0	0	0	0	1	1	1	1	0	2	0	0	0	0
	F	0	0	0	0	0	0	0	0	0	0	0	0	0	0	0	0	0	0	0	0
C052 Uvula	T	1	0	0	0	0	0	0	0	0	1	0	0	0	0	0	0	0	0	0	0
	M	1	0	0	0	0	0	0	0	0	1	0	0	0	0	0	0	0	0	0	0
	F	0	0	0	0	0	0	0	0	0	0	0	0	0	0	0	0	0	0	0	0
C059 Palate NOS	T	1	0	0	0	0	0	0	0	0	0	0	0	0	1	0	0	0	0	0	0
	M	0	0	0	0	0	0	0	0	0	0	0	0	0	0	0	0	0	0	0	0
	F	1	0	0	0	0	0	0	0	0	0	0	0	0	1	0	0	0	0	0	0
C060 Cheek Mucosa	T	11	0	0	0	0	0	0	0	1	0	1	0	2	1	1	3	0	1	0	1
	M	4	0	0	0	0	0	0	0	1	0	0	0	1	1	0	0	0	1	0	0
	F	7	0	0	0	0	0	0	0	0	0	1	0	1	0	1	3	0	0	0	1
C069 Mouth NOS	T	2	0	0	0	0	1	0	0	0	0	0	0	0	0	0	1	0	0	0	0
	M	0	0	0	0	0	0	0	0	0	0	0	0	0	0	0	0	0	0	0	0
	F	2	0	0	0	0	1	0	0	0	0	0	0	0	0	0	1	0	0	0	0
C079 Parotid Gland	T	16	0	0	0	0	0	1	0	1	1	2	2	2	1	2	2	1	0	1	0
	M	8	0	0	0	0	0	1	0	0	0	2	0	1	1	1	1	0	1	0	0
	F	8	0	0	0	0	0	0	0	1	1	2	0	2	0	1	1	0	0	0	0
C080 Submandibular Gland	T	1	0	0	0	0	0	0	0	0	0	0	0	0	0	1	0	0	0	0	0
	M	1	0	0	0	0	0	0	0	0	0	0	0	0	0	1	0	0	0	0	0
	F	0	0	0	0	0	0	0	0	0	0	0	0	0	0	0	0	0	0	0	0

TABLE V : PRIMARY SITE BY AGE GROUP (cont.)

SITE / AGE - GROUP		1+	5+	10+	15+	20+	25+	30+	35+	40+	45+	50+	55+	60+	65+	70+	75+	80+	85+	90+	95+	
C099 Tonsil NOS	T	47	0	0	0	0	0	0	1	3	1	5	12	4	6	6	1	4	1	2	1	0
	M	37	0	0	0	0	0	0	1	3	0	5	10	3	5	4	1	4	1	0	0	0
	F	10	0	0	0	0	0	0	0	0	1	0	2	1	1	2	0	0	0	2	1	0
C103 Oropharynx: Poster Wall	T	1	0	0	0	0	0	0	0	0	0	0	0	0	0	0	0	0	1	0	0	0
	M	1	0	0	0	0	0	0	0	0	0	0	0	0	0	0	0	0	1	0	0	0
	F	0	0	0	0	0	0	0	0	0	0	0	0	0	0	0	0	0	0	0	0	0
C108 Oropharynx: Overlapping	T	1	0	0	0	0	0	0	0	0	0	0	0	0	0	0	0	0	1	0	0	0
	M	1	0	0	0	0	0	0	0	0	0	0	0	0	0	0	0	0	1	0	0	0
	F	0	0	0	0	0	0	0	0	0	0	0	0	0	0	0	0	0	0	0	0	0
C109 Oropharynx NOS	T	13	0	0	0	0	0	0	0	0	0	0	0	3	2	0	2	5	0	1	0	0
	M	12	0	0	0	0	0	0	0	0	0	0	0	3	2	0	2	4	0	1	0	0
	F	1	0	0	0	0	0	0	0	0	0	0	0	0	0	0	0	1	0	0	0	0
C112 Nasopharynx: Lateral Wall	T	3	0	0	0	0	0	0	0	1	1	0	1	0	0	0	0	0	0	0	0	0
	M	3	0	0	0	0	0	0	0	1	1	0	1	0	0	0	0	0	0	0	0	0
	F	0	0	0	0	0	0	0	0	0	0	0	0	0	0	0	0	0	0	0	0	0
C119 Nasopharynx NOS	T	74	0	0	0	0	1	3	1	3	5	13	11	11	6	6	4	9	1	0	0	0
	M	43	0	0	0	0	0	1	0	1	4	6	8	6	4	4	3	6	0	0	0	0
	F	31	0	0	0	0	1	2	1	2	1	7	3	5	2	2	1	3	1	0	0	0
C129 Pyriform Sinus	T	31	0	0	0	0	0	0	0	1	0	1	4	6	2	3	4	6	3	1	0	0
	M	28	0	0	0	0	0	0	0	1	0	0	4	6	2	3	4	4	3	1	0	0
	F	3	0	0	0	0	0	0	0	0	0	1	0	0	0	0	0	2	0	0	0	0
C130 Hypopharynx: Postcricoid	T	1	0	0	0	0	0	0	0	0	0	0	1	0	0	0	0	0	0	0	0	0
	M	1	0	0	0	0	0	0	0	0	0	0	1	0	0	0	0	0	0	0	0	0
	F	0	0	0	0	0	0	0	0	0	0	0	0	0	0	0	0	0	0	0	0	0
C132 Hypopharynx: Poster Wall	T	4	0	0	0	0	0	0	0	0	0	0	0	2	2	0	0	0	0	0	0	0
	M	4	0	0	0	0	0	0	0	0	0	0	0	2	2	0	0	0	0	0	0	0
	F	0	0	0	0	0	0	0	0	0	0	0	0	0	0	0	0	0	0	0	0	0
C138 Hypopharynx: Overlapping	T	3	0	0	0	0	0	0	0	0	0	0	0	2	0	0	0	1	0	0	0	0
	M	3	0	0	0	0	0	0	0	0	0	0	0	2	0	0	0	1	0	0	0	0
	F	0	0	0	0	0	0	0	0	0	0	0	0	0	0	0	0	0	0	0	0	0
C139 Hypopharynx NOS	T	16	0	0	0	0	0	0	0	0	0	1	2	4	7	1	0	1	0	0	0	0
	M	14	0	0	0	0	0	0	0	0	0	1	2	4	5	1	0	1	0	0	0	0
	F	2	0	0	0	0	0	0	0	0	0	0	0	0	2	0	0	0	0	0	0	0

TABLE V : PRIMARY SITE BY AGE GROUP (cont.)

SITE / AGE - GROUP		1+	5+	10+	15+	20+	25+	30+	35+	40+	45+	50+	55+	60+	65+	70+	75+	80+	85+	90+	95+
C140 Pharynx NOS	T	3	0	0	0	0	0	1	0	0	0	1	0	0	0	0	1	0	0	0	0
	M	3	0	0	0	0	0	1	0	0	0	1	0	0	0	0	1	0	0	0	0
	F	0	0	0	0	0	0	0	0	0	0	0	0	0	0	0	0	0	0	0	0
C150 Esophagus: Cervical	T	4	0	0	0	0	0	0	1	1	0	0	0	1	0	1	0	0	0	0	0
	M	4	0	0	0	0	0	0	1	1	0	0	0	1	0	1	0	0	0	0	0
	F	0	0	0	0	0	0	0	0	0	0	0	0	0	0	0	0	0	0	0	0
C151 Esophagus: Thoracic	T	10	0	0	0	0	0	0	0	1	0	1	3	3	1	0	1	0	0	0	0
	M	9	0	0	0	0	0	0	0	1	0	1	3	3	0	0	1	0	0	0	0
	F	1	0	0	0	0	0	0	0	0	0	0	0	0	1	0	0	0	0	0	0
C153 Esophagus: Upper Third	T	9	0	0	0	0	0	0	0	0	0	1	2	3	0	0	2	1	0	0	0
	M	8	0	0	0	0	0	0	0	0	0	1	2	2	0	0	2	1	0	0	0
	F	1	0	0	0	0	0	0	0	0	0	0	0	1	0	0	0	0	0	0	0
C154 Esophagus: Middle Third	T	10	0	0	0	0	0	0	0	0	0	2	1	1	2	3	0	0	1	0	0
	M	10	0	0	0	0	0	0	0	0	0	2	1	1	2	3	0	0	1	0	0
	F	0	0	0	0	0	0	0	0	0	0	0	0	0	0	0	0	0	0	0	0
C155 Esophagus: Lower Third	T	4	0	0	0	0	0	0	0	0	0	1	2	0	0	1	0	0	0	0	0
	M	2	0	0	0	0	0	0	0	0	0	1	1	0	0	0	0	0	0	0	0
	F	2	0	0	0	0	0	0	0	0	0	0	1	0	0	1	0	0	0	0	0
C158 Esophagus: Overlapping	T	2	0	0	0	0	0	0	0	0	0	0	0	0	1	0	1	0	0	0	0
	M	1	0	0	0	0	0	0	0	0	0	0	0	0	1	0	0	0	0	0	0
	F	1	0	0	0	0	0	0	0	0	0	0	0	0	0	0	1	0	0	0	0
C159 Esophagus NOS	T	34	0	0	0	0	0	0	0	1	3	5	5	10	4	1	3	1	1	0	0
	M	32	0	0	0	0	0	0	0	1	3	4	5	9	4	1	3	1	1	0	0
	F	2	0	0	0	0	0	0	0	0	0	1	0	1	0	0	0	0	0	0	0
C160 Stomach: Cardia NOS	T	17	0	0	0	0	0	0	0	0	0	3	5	1	3	1	1	1	2	0	0
	M	8	0	0	0	0	0	0	0	0	0	1	2	0	2	0	1	1	1	0	0
	F	9	0	0	0	0	0	0	0	0	0	2	3	1	1	1	0	0	1	0	0
C161 Stomach: Fundus	T	1	0	0	0	0	0	0	0	0	0	0	0	0	0	0	0	0	1	0	0
	M	0	0	0	0	0	0	0	0	0	0	0	0	0	0	0	0	0	0	0	0
	F	1	0	0	0	0	0	0	0	0	0	0	0	0	0	0	0	0	0	1	0
C162 Stomach: Body	T	8	0	0	0	0	0	0	0	0	0	0	3	0	2	1	2	0	0	0	0
	M	4	0	0	0	0	0	0	0	0	0	0	1	0	2	1	0	0	0	0	0
	F	4	0	0	0	0	0	0	0	0	0	0	2	0	0	0	2	0	0	0	0

TABLE V : PRIMARY SITE BY AGE GROUP (cont.)

SITE / AGE - GROUP		1+	5+	10+	15+	20+	25+	30+	35+	40+	45+	50+	55+	60+	65+	70+	75+	80+	85+	90+	95+	
C163 Stomach: Pyl Antrum	T	11	0	0	0	0	0	1	0	0	1	0	0	0	0	3	2	3	0	0	1	0
	M	7	0	0	0	0	0	1	0	0	1	0	0	0	0	1	1	2	0	0	1	0
	F	4	0	0	0	0	0	0	0	0	0	0	0	0	0	2	1	1	0	0	0	0
C164 Stomach: Pylorus	T	2	0	0	0	0	0	0	0	0	0	0	0	1	0	0	0	0	0	0	1	0
	M	2	0	0	0	0	0	0	0	0	0	0	1	0	0	0	0	0	0	0	1	0
	F	0	0	0	0	0	0	0	0	0	0	0	0	0	0	0	0	0	0	0	0	0
C165 Stomach: Less Curv	T	3	0	0	0	0	0	0	0	0	1	0	0	0	1	0	1	0	0	0	0	0
	M	1	0	0	0	0	0	0	0	0	1	0	0	0	0	0	0	0	0	0	0	0
	F	2	0	0	0	0	0	0	0	0	0	0	0	0	1	0	1	0	0	0	0	0
C166 Stomach: Great Curv	T	2	0	0	0	0	0	0	0	0	0	0	0	1	1	0	0	0	0	0	0	0
	M	1	0	0	0	0	0	0	0	0	0	0	0	1	0	0	0	0	0	0	0	0
	F	1	0	0	0	0	0	0	0	0	0	0	0	0	1	0	0	0	0	0	0	0
C168 Stomach: Overlapping	T	2	0	0	0	0	0	0	0	0	0	0	0	1	1	0	0	0	0	0	0	0
	M	0	0	0	0	0	0	0	0	0	0	0	0	0	0	0	0	0	0	0	0	0
	F	2	0	0	0	0	0	0	0	0	0	0	0	1	1	0	0	0	0	0	0	0
C169 Stomach, NOS	T	56	0	0	0	0	0	1	6	3	6	2	8	10	11	2	5	0	2	0	0	0
	M	20	0	0	0	0	0	0	1	0	1	0	2	7	7	1	1	0	0	0	0	0
	F	36	0	0	0	0	0	1	5	3	5	2	6	3	4	1	4	0	2	0	0	0
C170 Duodenum	T	9	0	0	0	0	0	0	0	0	0	1	3	1	1	0	2	1	0	0	0	0
	M	4	0	0	0	0	0	0	0	0	0	0	0	1	1	0	2	0	0	0	0	0
	F	5	0	0	0	0	0	0	0	0	0	1	3	0	0	0	0	1	0	0	0	0
C171 Jejunum	T	2	0	0	0	0	0	0	0	0	1	0	0	1	0	0	0	0	0	0	0	0
	M	0	0	0	0	0	0	0	0	0	0	0	0	0	0	0	0	0	0	0	0	0
	F	2	0	0	0	0	0	0	0	0	1	0	0	1	0	0	0	0	0	0	0	0
C172 Ileum	T	3	0	0	0	0	0	0	0	1	0	0	0	0	1	1	0	0	0	0	0	0
	M	2	0	0	0	0	0	0	0	0	0	0	0	0	1	1	0	0	0	0	0	0
	F	1	0	0	0	0	0	0	0	1	0	0	0	0	0	0	0	0	0	0	0	0
C180 Colon: Caecum	T	30	0	0	0	0	0	0	0	0	2	1	3	2	6	5	6	4	1	0	0	0
	M	12	0	0	0	0	0	0	0	0	2	0	1	1	2	2	3	1	0	0	0	0
	F	18	0	0	0	0	0	0	0	0	0	1	2	1	4	3	3	3	1	0	0	0
C181 Colon: Appendix	T	10	0	0	0	0	0	0	0	0	1	1	2	2	2	0	1	1	0	0	0	0
	M	3	0	0	0	0	0	0	0	0	0	0	0	2	0	0	0	1	0	0	0	0
	F	7	0	0	0	0	0	0	0	0	1	1	2	0	2	0	1	0	0	0	0	0

TABLE V : PRIMARY SITE BY AGE GROUP (cont.)

SITE / AGE - GROUP		1+	5+	10+	15+	20+	25+	30+	35+	40+	45+	50+	55+	60+	65+	70+	75+	80+	85+	90+	95+
C182 Colon: Ascending	T	27	0	0	0	0	1	0	0	0	1	3	1	4	7	2	5	2	1	0	0
	M	14	0	0	0	0	1	0	0	0	1	2	0	2	2	2	2	1	1	0	0
	F	13	0	0	0	0	0	0	0	0	0	1	1	2	5	0	3	1	0	0	0
C183 Colon: Hepatic Flexure	T	19	0	0	0	0	0	0	0	1	0	2	4	2	1	2	4	3	0	0	0
	M	11	0	0	0	0	0	0	0	1	0	1	3	0	1	1	3	1	0	0	0
	F	8	0	0	0	0	0	0	0	0	0	1	1	2	0	1	1	2	0	0	0
C184 Colon: Transverse	T	21	0	0	0	0	0	0	2	1	0	0	1	4	3	3	4	3	0	0	0
	M	12	0	0	0	0	0	0	1	1	0	0	1	2	2	0	3	2	0	0	0
	F	9	0	0	0	0	0	0	1	0	0	0	0	2	1	3	1	1	0	0	0
C185 Colon: Splenic Flexure	T	19	0	0	0	0	0	1	1	2	2	2	1	1	2	1	2	2	2	0	0
	M	11	0	0	0	0	0	1	1	2	0	1	1	0	2	0	1	0	2	0	0
	F	8	0	0	0	0	0	0	0	0	2	1	0	1	0	1	1	2	0	0	0
C186 Colon: Descending	T	14	0	0	0	0	0	1	0	2	1	0	3	2	2	1	2	0	0	0	0
	M	4	0	0	0	0	0	0	0	1	1	0	1	0	0	1	0	0	0	0	0
	F	10	0	0	0	0	0	1	0	1	0	0	2	2	2	0	2	0	0	0	0
C187 Colon: Sigmoid	T	117	0	0	0	0	0	2	0	2	4	16	17	25	14	17	11	6	0	2	1
	M	67	0	0	0	0	0	0	0	1	2	8	9	15	8	11	8	4	0	1	0
	F	50	0	0	0	0	0	2	0	1	2	8	8	10	6	6	3	2	0	1	1
C188 Colon: Overlapping	T	3	0	0	0	0	0	0	0	0	0	0	1	1	0	1	0	0	0	0	0
	M	2	0	0	0	0	0	0	0	0	0	0	1	1	0	0	0	0	0	0	0
	F	1	0	0	0	0	0	0	0	0	0	0	0	0	0	1	0	0	0	0	0
C189 Colon NOS	T	12	0	0	0	0	0	0	0	1	1	1	0	2	4	1	2	0	0	0	0
	M	4	0	0	0	0	0	0	0	0	0	0	0	2	1	1	0	0	0	0	0
	F	8	0	0	0	0	0	0	0	1	1	1	0	0	3	0	2	0	0	0	0
C199 Rectosigmoid Junction	T	42	0	0	0	0	0	1	0	3	4	5	4	9	11	3	1	0	1	0	0
	M	24	0	0	0	0	0	0	0	1	3	2	2	4	8	3	0	0	1	0	0
	F	18	0	0	0	0	0	1	0	2	1	3	2	5	3	0	1	0	0	0	0
C209 Rectum NOS	T	223	0	0	0	0	0	3	2	5	6	26	39	43	29	25	25	13	5	2	0
	M	128	0	0	0	0	0	0	1	3	3	18	21	24	17	14	12	10	4	1	0
	F	95	0	0	0	0	0	3	1	2	3	8	18	19	12	11	13	3	1	1	0
C210 Anus NOS	T	1	0	0	0	0	0	0	0	0	0	1	0	0	0	0	0	0	0	0	0
	M	1	0	0	0	0	0	0	0	0	0	1	0	0	0	0	0	0	0	0	0
	F	0	0	0	0	0	0	0	0	0	0	0	0	0	0	0	0	0	0	0	0

TABLE V : PRIMARY SITE BY AGE GROUP (cont.)

SITE / AGE - GROUP		1+	5+	10+	15+	20+	25+	30+	35+	40+	45+	50+	55+	60+	65+	70+	75+	80+	85+	90+	95+
C211 Anal Canal	T	14	0	0	0	0	0	0	0	0	2	3	0	4	1	3	1	0	0	0	0
	M	7	0	0	0	0	0	0	0	0	1	2	0	3	1	0	0	0	0	0	0
	F	7	0	0	0	0	0	0	0	0	1	1	0	1	0	3	1	0	0	0	0
C218 Rectum: Overlapping	T	2	0	0	0	0	0	0	0	0	0	0	0	0	1	0	0	0	1	0	0
	M	0	0	0	0	0	0	0	0	0	0	0	0	0	0	0	0	0	0	0	0
	F	2	0	0	0	0	0	0	0	0	0	0	0	0	1	0	0	0	1	0	0
C220 Liver	T	396	1	0	1	1	0	2	2	13	23	47	65	64	71	51	29	20	4	2	0
	M	290	1	0	0	1	0	2	2	11	22	41	52	54	45	29	18	10	1	1	0
	F	106	0	0	1	0	0	0	0	2	1	6	13	10	26	22	11	10	3	1	0
C221 Intrahepatic Bile Duct	T	119	0	0	0	0	0	0	0	4	14	9	22	18	24	13	8	5	1	1	0
	M	66	0	0	0	0	0	0	0	4	8	6	14	10	10	6	7	0	0	1	0
	F	53	0	0	0	0	0	0	0	0	6	3	8	8	14	7	1	5	1	0	0
C239 Gallbladder	T	25	0	0	0	0	0	0	0	2	3	5	2	3	3	3	4	0	0	0	0
	M	10	0	0	0	0	0	0	0	2	1	1	1	1	1	1	2	0	0	0	0
	F	15	0	0	0	0	0	0	0	0	2	4	1	2	2	2	2	0	0	0	0
C240 Extrahepatic Bile Duct	T	10	0	0	0	0	0	0	0	2	1	0	2	0	3	1	0	1	0	0	0
	M	5	0	0	0	0	0	0	0	1	0	0	1	0	3	0	0	0	0	0	0
	F	5	0	0	0	0	0	0	0	1	1	0	1	0	0	1	0	1	0	0	0
C241 Ampulla of Vater	T	20	0	0	0	0	0	0	0	0	2	2	2	4	2	2	3	2	0	1	0
	M	8	0	0	0	0	0	0	0	0	0	1	1	1	2	1	1	1	0	0	0
	F	12	0	0	0	0	0	0	0	0	2	1	1	3	0	1	2	1	0	1	0
C250 Pancreas: Head	T	58	0	0	0	0	1	1	0	1	1	2	9	11	11	8	8	4	0	1	0
	M	29	0	0	0	0	1	1	0	1	0	1	4	6	5	5	4	1	0	0	0
	F	29	0	0	0	0	0	0	0	0	1	1	5	5	6	3	4	3	0	1	0
C251 Pancreas: Body	T	6	0	0	0	0	0	0	0	0	1	0	0	1	0	1	3	0	0	0	0
	M	3	0	0	0	0	0	0	0	0	1	0	0	1	0	1	0	0	0	0	0
	F	3	0	0	0	0	0	0	0	0	0	0	0	0	0	0	3	0	0	0	0
C252 Pancreas: Tail	T	5	0	0	0	0	0	0	0	0	0	0	0	2	1	0	2	0	0	0	0
	M	2	0	0	0	0	0	0	0	0	0	0	0	2	0	0	0	0	0	0	0
	F	3	0	0	0	0	0	0	0	0	0	0	0	0	1	0	2	0	0	0	0
C253 Pancreatic Duct	T	1	0	0	0	0	0	0	0	0	0	0	0	1	0	0	0	0	0	0	0
	M	0	0	0	0	0	0	0	0	0	0	0	0	0	0	0	0	0	0	0	0
	F	1	0	0	0	0	0	0	0	0	0	0	0	1	0	0	0	0	0	0	0

TABLE V : PRIMARY SITE BY AGE GROUP (cont.)

SITE / AGE - GROUP		1+	5+	10+	15+	20+	25+	30+	35+	40+	45+	50+	55+	60+	65+	70+	75+	80+	85+	90+	95+
C258 Pancreas: Overlapping	T	2	0	0	0	0	0	0	0	1	0	0	0	0	1	0	0	0	0	0	0
	M	2	0	0	0	0	0	0	0	1	0	0	0	0	1	0	0	0	0	0	0
	F	0	0	0	0	0	0	0	0	0	0	0	0	0	0	0	0	0	0	0	0
C259 Pancreas NOS	T	16	0	0	0	0	0	0	0	0	2	0	2	4	2	2	2	2	0	0	0
	M	5	0	0	0	0	0	0	0	0	2	0	1	1	1	0	0	0	0	0	0
	F	11	0	0	0	0	0	0	0	0	0	0	1	3	1	2	2	2	0	0	0
C300 Nasal Cavity	T	23	0	0	0	1	0	1	0	1	0	1	1	8	3	1	3	1	1	0	1
	M	13	0	0	0	1	0	1	0	1	0	0	1	5	2	1	1	0	0	0	0
	F	10	0	0	0	0	0	0	0	0	0	1	0	3	1	0	2	1	1	0	1
C310 Maxillary Sinus	T	15	0	0	1	1	0	0	0	2	2	3	2	0	1	0	2	0	1	0	0
	M	11	0	0	1	1	0	0	0	0	2	2	2	0	1	0	1	0	1	0	0
	F	4	0	0	0	0	0	0	0	2	0	1	0	0	0	0	1	0	0	0	0
C311 Ethmoid Sinus	T	3	0	0	0	0	0	0	0	0	1	1	1	0	0	0	0	0	0	0	0
	M	2	0	0	0	0	0	0	0	0	0	1	1	0	0	0	0	0	0	0	0
	F	1	0	0	0	0	0	0	0	0	1	0	0	0	0	0	0	0	0	0	0
C313 Sphenoid Sinus	T	1	0	0	0	0	0	0	0	0	0	0	0	0	0	1	0	0	0	0	0
	M	0	0	0	0	0	0	0	0	0	0	0	0	0	0	0	0	0	0	0	0
	F	1	0	0	0	0	0	0	0	0	0	0	0	0	0	1	0	0	0	0	0
C320 Glottis	T	39	0	0	0	0	0	0	0	0	2	6	5	5	2	7	4	5	2	1	0
	M	36	0	0	0	0	0	0	0	0	1	5	5	5	2	6	4	5	2	1	0
	F	3	0	0	0	0	0	0	0	0	1	1	0	0	0	1	0	0	0	0	0
C321 Supraglottis	T	40	0	0	0	0	0	0	0	0	5	6	4	5	9	7	1	1	2	0	0
	M	36	0	0	0	0	0	0	0	0	4	5	4	5	8	6	1	1	2	0	0
	F	4	0	0	0	0	0	0	0	0	1	1	0	0	1	1	0	0	0	0	0
C328 Larynx: Overlapping	T	3	0	0	0	0	0	0	0	0	1	1	0	0	0	0	0	1	0	0	0
	M	3	0	0	0	0	0	0	0	0	1	1	0	0	0	0	0	1	0	0	0
	F	0	0	0	0	0	0	0	0	0	0	0	0	0	0	0	0	0	0	0	0
C329 Larynx NOS	T	5	0	0	0	0	0	0	0	0	0	0	0	3	0	1	0	1	0	0	0
	M	4	0	0	0	0	0	0	0	0	0	0	0	3	0	1	0	0	0	0	0
	F	1	0	0	0	0	0	0	0	0	0	0	0	0	0	0	0	1	0	0	0
C339 Trachea	T	1	0	0	0	0	0	0	0	0	0	0	0	0	0	0	0	1	0	0	0
	M	0	0	0	0	0	0	0	0	0	0	0	0	0	0	0	0	0	0	0	0
	F	1	0	0	0	0	0	0	0	0	0	0	0	0	0	0	0	1	0	0	0

TABLE V : PRIMARY SITE BY AGE GROUP (cont.)

SITE / AGE - GROUP		1+	5+	10+	15+	20+	25+	30+	35+	40+	45+	50+	55+	60+	65+	70+	75+	80+	85+	90+	95+	
C340 Bronchus: Main	T	10	0	0	0	0	0	0	1	0	0	0	2	0	0	2	3	1	0	0	1	0
	M	8	0	0	0	0	0	0	1	0	0	0	2	0	0	0	3	1	0	0	1	0
	F	2	0	0	0	0	0	0	0	0	0	0	0	0	0	2	0	0	0	0	0	0
C341 Lung: Upper Lobe	T	191	0	0	0	0	2	0	0	0	4	10	11	25	33	38	26	21	15	5	1	0
	M	125	0	0	0	0	1	0	0	0	2	7	5	18	20	26	16	16	10	3	1	0
	F	66	0	0	0	0	1	0	0	0	2	3	6	7	13	12	10	5	5	2	0	0
C342 Lung: Middle Lobe	T	23	0	0	0	0	0	0	1	0	1	2	1	2	2	5	1	4	2	1	1	0
	M	13	0	0	0	0	0	0	1	0	1	1	0	1	1	3	1	2	0	1	1	0
	F	10	0	0	0	0	0	0	0	0	0	1	1	1	1	2	0	2	2	0	0	0
C343 Lung: Lower Lobe	T	115	0	0	0	0	0	0	1	3	3	6	9	13	16	22	14	17	8	3	0	0
	M	61	0	0	0	0	0	0	0	1	1	3	5	6	5	16	8	7	7	2	0	0
	F	54	0	0	0	0	0	0	1	2	2	3	4	7	11	6	6	10	1	1	0	0
C348 Lung, Bronchus: Overlap	T	6	0	0	0	0	0	0	0	0	0	1	1	0	0	1	2	0	0	1	0	0
	M	4	0	0	0	0	0	0	0	0	0	1	0	0	0	1	1	0	0	1	0	0
	F	2	0	0	0	0	0	0	0	0	0	0	1	0	0	0	1	0	0	0	0	0
C349 Lung NOS	T	123	0	0	0	0	0	0	1	1	1	8	11	9	19	21	21	18	11	2	0	0
	M	83	0	0	0	0	0	0	1	0	1	4	8	8	11	15	10	14	9	2	0	0
	F	40	0	0	0	0	0	0	0	1	0	4	3	1	8	6	11	4	2	0	0	0
C379 Thymus	T	4	0	0	0	0	0	0	0	2	1	0	0	0	1	0	0	0	0	0	0	0
	M	3	0	0	0	0	0	0	0	1	1	0	0	0	1	0	0	0	0	0	0	0
	F	1	0	0	0	0	0	0	0	1	0	0	0	0	0	0	0	0	0	0	0	0
C381 Mediastinum: Anterior	T	13	0	0	0	1	2	1	0	3	1	0	0	2	2	0	1	0	0	0	0	0
	M	9	0	0	0	1	2	0	0	1	1	0	0	1	2	0	1	0	0	0	0	0
	F	4	0	0	0	0	0	1	0	2	0	0	0	1	0	0	0	0	0	0	0	0
C382 Mediastinum: Posterior	T	1	0	0	1	0	0	0	0	0	0	0	0	0	0	0	0	0	0	0	0	0
	M	1	0	0	1	0	0	0	0	0	0	0	0	0	0	0	0	0	0	0	0	0
	F	0	0	0	0	0	0	0	0	0	0	0	0	0	0	0	0	0	0	0	0	0
C383 Mediastinum NOS	T	3	0	0	0	0	1	1	1	0	0	0	0	0	0	0	0	0	0	0	0	0
	M	3	0	0	0	0	1	1	1	0	0	0	0	0	0	0	0	0	0	0	0	0
	F	0	0	0	0	0	0	0	0	0	0	0	0	0	0	0	0	0	0	0	0	0
C384 Pleura NOS	T	1	0	0	0	0	0	0	0	0	0	1	0	0	0	0	0	0	0	0	0	0
	M	1	0	0	0	0	0	0	0	0	0	1	0	0	0	0	0	0	0	0	0	0
	F	0	0	0	0	0	0	0	0	0	0	0	0	0	0	0	0	0	0	0	0	0

TABLE V : PRIMARY SITE BY AGE GROUP (cont.)

SITE / AGE - GROUP		1+	5+	10+	15+	20+	25+	30+	35+	40+	45+	50+	55+	60+	65+	70+	75+	80+	85+	90+	95+		
C400 Bone: Upper Long	T	6	0	0	2	0	0	0	1	0	0	1	0	1	0	0	0	1	0	0	0	0	
	M	4	0	0	2	0	0	0	0	0	0	0	0	1	0	0	0	1	0	0	0	0	
	F	2	0	0	0	0	0	0	1	0	0	1	0	0	0	0	0	0	0	0	0	0	0
C401 Bone: Upper Short	T	1	0	1	0	0	0	0	0	0	0	0	0	0	0	0	0	0	0	0	0	0	0
	M	1	0	1	0	0	0	0	0	0	0	0	0	0	0	0	0	0	0	0	0	0	0
	F	0	0	0	0	0	0	0	0	0	0	0	0	0	0	0	0	0	0	0	0	0	0
C402 Bone: Lower Long	T	20	0	1	4	3	1	2	2	1	2	1	1	0	1	0	0	1	0	0	0	0	0
	M	7	0	0	3	0	0	1	1	0	1	0	1	0	0	0	0	0	0	0	0	0	0
	F	13	0	1	1	3	1	1	1	1	1	1	0	0	1	0	0	1	0	0	0	0	0
C403 Bone: Lower Short	T	1	0	0	0	0	0	0	0	0	0	0	0	0	1	0	0	0	0	0	0	0	0
	M	0	0	0	0	0	0	0	0	0	0	0	0	0	0	0	0	0	0	0	0	0	0
	F	1	0	0	0	0	0	0	0	0	0	0	0	0	1	0	0	0	0	0	0	0	0
C409 Bone of Limb NOS	T	2	0	0	0	0	0	0	0	0	0	1	0	0	1	0	0	0	0	0	0	0	0
	M	2	0	0	0	0	0	0	0	0	0	1	0	0	1	0	0	0	0	0	0	0	0
	F	0	0	0	0	0	0	0	0	0	0	0	0	0	0	0	0	0	0	0	0	0	0
C410 Bone: Skull and Face	T	3	0	0	2	0	0	0	0	0	0	0	0	0	0	0	1	0	0	0	0	0	0
	M	1	0	0	0	0	0	0	0	0	0	0	0	0	0	0	1	0	0	0	0	0	0
	F	2	0	0	2	0	0	0	0	0	0	0	0	0	0	0	0	0	0	0	0	0	0
C411 Bone: Mandible	T	2	0	0	0	0	0	0	0	0	0	1	0	0	0	1	0	0	0	0	0	0	0
	M	1	0	0	0	0	0	0	0	0	0	1	0	0	0	0	0	0	0	0	0	0	0
	F	1	0	0	0	0	0	0	0	0	0	0	0	0	0	1	0	0	0	0	0	0	0
C412 Bone: Vertebral Column	T	3	0	0	0	0	0	0	0	0	0	1	0	1	0	0	0	1	0	0	0	0	0
	M	2	0	0	0	0	0	0	0	0	0	1	0	1	0	0	0	0	0	0	0	0	0
	F	1	0	0	0	0	0	0	0	0	0	0	0	0	0	0	0	1	0	0	0	0	0
C414 Bone: Pelvic, Sacrum, Coccyx	T	12	0	0	0	1	1	0	2	1	1	1	1	0	2	1	0	0	1	0	0	0	0
	M	8	0	0	0	1	0	0	1	1	1	1	0	0	2	0	0	0	1	0	0	0	0
	F	4	0	0	0	0	1	0	1	0	0	0	1	0	0	1	0	0	0	0	0	0	0
C421 Bone Marrow	T	214	12	7	3	12	3	2	6	13	8	11	19	25	22	19	15	13	16	6	2	0	0
	M	113	8	4	2	7	2	0	4	4	4	7	6	14	10	14	8	8	12	2	1	0	0
	F	101	4	3	1	5	1	2	6	9	4	4	13	11	12	5	7	5	4	4	1	0	0
C422 Spleen	T	1	0	0	0	0	0	0	0	0	0	0	0	0	0	1	0	0	0	0	0	0	0
	M	1	0	0	0	0	0	0	0	0	0	0	0	0	0	1	0	0	0	0	0	0	0
	F	0	0	0	0	0	0	0	0	0	0	0	0	0	0	0	0	0	0	0	0	0	0

TABLE V : PRIMARY SITE BY AGE GROUP (cont.)

SITE / AGE - GROUP		1+	5+	10+	15+	20+	25+	30+	35+	40+	45+	50+	55+	60+	65+	70+	75+	80+	85+	90+	95+	
C440 Skin of lip, NOS	T	8	0	0	0	0	0	0	0	1	0	0	0	1	0	1	2	2	1	0	0	0
	M	0	0	0	0	0	0	0	0	0	0	0	0	0	0	0	0	0	0	0	0	0
	F	8	0	0	0	0	0	0	0	1	0	0	0	1	0	1	2	2	1	0	0	0
C441 Eyelid	T	12	0	0	0	0	0	0	0	0	1	1	0	1	1	0	1	1	4	1	1	0
	M	4	0	0	0	0	0	0	0	0	0	0	0	1	0	0	1	0	1	1	0	0
	F	8	0	0	0	0	0	0	0	0	1	1	0	0	1	0	0	1	3	0	1	0
C442 External Ear	T	13	0	0	0	0	0	0	0	1	2	0	1	3	0	1	3	1	1	0	0	0
	M	6	0	0	0	0	0	0	0	0	1	0	1	1	0	1	1	0	1	0	0	0
	F	7	0	0	0	0	0	0	0	1	1	0	0	2	0	0	2	1	0	0	0	0
C443 Skin: Cheek ChinFaceForehead	T	51	0	0	0	0	0	0	1	0	1	0	1	3	4	5	5	11	10	8	2	0
	M	17	0	0	0	0	0	0	0	0	0	0	1	0	1	3	2	4	2	3	1	0
	F	34	0	0	0	0	0	0	1	0	1	0	0	3	3	2	3	7	8	5	1	0
C444 Skin of Scalp and Neck	T	10	0	0	0	0	0	0	0	0	0	0	3	0	0	1	2	2	0	1	0	1
	M	4	0	0	0	0	0	0	0	0	0	0	1	0	0	1	2	0	0	0	0	0
	F	6	0	0	0	0	0	0	0	0	0	0	2	0	0	0	0	2	0	1	0	1
C445 Skin of Trunk	T	20	1	0	0	0	1	1	1	0	1	1	1	1	1	2	4	0	1	3	1	0
	M	11	0	0	0	0	1	1	0	0	1	0	0	1	0	1	2	0	1	2	1	0
	F	9	1	0	0	0	0	0	1	0	0	1	1	0	1	1	2	0	0	1	0	0
C446 Skin of upper limb & shoulder	T	14	0	0	0	0	1	0	0	0	0	1	1	0	1	1	3	3	0	2	1	0
	M	11	0	0	0	0	1	0	0	0	0	0	1	0	0	1	3	3	0	1	1	0
	F	3	0	0	0	0	0	0	0	0	0	1	0	0	1	0	0	0	0	1	0	0
C447 Skin of lower limb and hip	T	29	1	1	0	0	0	0	2	0	1	4	1	2	3	2	5	3	4	0	0	0
	M	12	0	1	0	0	0	0	2	0	0	1	0	0	1	2	3	1	1	0	0	0
	F	17	1	0	0	0	0	0	0	0	1	3	1	2	2	0	2	2	3	0	0	0
C449 Skin NOS	T	2	0	0	0	0	1	0	0	0	0	0	0	0	1	0	0	0	0	0	0	0
	M	0	0	0	0	0	0	0	0	0	0	0	0	0	0	0	0	0	0	0	0	0
	F	2	0	0	0	0	1	0	0	0	0	0	0	0	1	0	0	0	0	0	0	0
C470 AutNervSys: HeadFaceNeck	T	1	0	0	0	0	0	0	0	0	1	0	0	0	0	0	0	0	0	0	0	0
	M	0	0	0	0	0	0	0	0	0	0	0	0	0	0	0	0	0	0	0	0	0
	F	1	0	0	0	0	0	0	0	0	1	0	0	0	0	0	0	0	0	0	0	0
C471 AutNervSystem: Upper Limb	T	5	1	1	0	0	0	0	1	0	0	0	0	1	0	0	0	1	0	0	0	0
	M	5	1	1	0	0	0	0	1	0	0	0	0	1	0	0	0	1	0	0	0	0
	F	0	0	0	0	0	0	0	0	0	0	0	0	0	0	0	0	0	0	0	0	0

TABLE V : PRIMARY SITE BY AGE GROUP (cont.)

SITE / AGE - GROUP		1+	5+	10+	15+	20+	25+	30+	35+	40+	45+	50+	55+	60+	65+	70+	75+	80+	85+	90+	95+
C472 AutNervSystem:Lower Limb	T	2	0	0	0	0	0	0	0	0	1	0	0	0	0	1	0	0	0	0	0
	M	1	0	0	0	0	0	0	0	0	0	0	0	0	0	1	0	0	0	0	0
	F	1	0	0	0	0	0	0	0	0	0	1	0	0	0	0	0	0	0	0	0
C473 Aut Nerv System: Thorax	T	1	0	0	0	0	0	0	0	0	1	0	0	0	0	0	0	0	0	0	0
	M	1	0	0	0	0	0	0	0	0	1	0	0	0	0	0	0	0	0	0	0
	F	0	0	0	0	0	0	0	0	0	0	0	0	0	0	0	0	0	0	0	0
C474 AutNervSystem: Abdomen	T	1	0	0	0	1	0	0	0	0	0	0	0	0	0	0	0	0	0	0	0
	M	0	0	0	0	0	0	0	0	0	0	0	0	0	0	0	0	0	0	0	0
	F	1	0	0	0	1	0	0	0	0	0	0	0	0	0	0	0	0	0	0	0
C475 Aut Nerv System: Pelvis	T	3	0	0	1	0	0	0	0	0	1	0	0	0	1	0	0	0	0	0	0
	M	1	0	0	1	0	0	0	0	0	0	0	0	0	0	0	0	0	0	0	0
	F	2	0	0	0	0	0	0	0	0	1	0	0	0	1	0	0	0	0	0	0
C476 AutNervSys: Trunk NOS	T	1	0	0	0	0	0	0	0	0	0	0	0	0	0	0	1	0	0	0	0
	M	0	0	0	0	0	0	0	0	0	0	0	0	0	0	0	0	0	0	0	0
	F	1	0	0	0	0	0	0	0	0	0	0	0	0	0	0	1	0	0	0	0
C480 Retroperitoneum	T	8	0	0	0	0	1	0	0	1	1	1	1	0	1	1	0	1	0	0	0
	M	5	0	0	0	0	0	0	0	1	0	0	1	0	1	1	0	1	0	0	0
	F	3	0	0	0	0	1	0	0	0	1	1	0	0	0	0	0	0	0	0	0
C481 Peritoneum: Specified pts	T	1	0	0	0	0	0	0	0	0	0	0	0	1	0	0	0	0	0	0	0
	M	1	0	0	0	0	0	0	0	0	0	0	0	1	0	0	0	0	0	0	0
	F	0	0	0	0	0	0	0	0	0	0	0	0	0	0	0	0	0	0	0	0
C482 Peritoneum NOS	T	10	0	0	0	0	0	0	1	0	1	0	1	1	2	2	2	0	0	0	0
	M	0	0	0	0	0	0	0	0	0	0	0	0	0	0	0	0	0	0	0	0
	F	10	0	0	0	0	0	0	1	0	1	0	1	1	2	2	2	0	0	0	0
C490 Connective: Head, Face, Neck	T	9	0	0	1	0	1	0	0	1	0	0	2	1	0	0	1	2	0	0	0
	M	4	0	0	0	0	0	0	0	0	0	0	1	1	0	0	1	1	0	0	0
	F	5	0	0	1	0	1	0	0	1	0	0	1	0	0	0	0	1	0	0	0
C491 Connective Upperlimb Shoulder	T	3	0	0	0	1	0	0	0	1	0	0	0	0	1	0	0	0	0	0	0
	M	3	0	0	0	1	0	0	0	1	0	0	0	0	1	0	0	0	0	0	0
	F	0	0	0	0	0	0	0	0	0	0	0	0	0	0	0	0	0	0	0	0
C492 Connective: Lower limb & hip	T	32	1	0	2	2	0	4	1	2	1	6	3	2	2	0	4	0	1	0	1
	M	15	0	0	2	0	0	2	1	1	1	3	1	1	1	0	2	0	0	0	0
	F	17	1	0	0	2	0	2	0	1	0	3	2	1	1	0	2	0	1	0	1

TABLE V : PRIMARY SITE BY AGE GROUP (cont.)

SITE / AGE - GROUP		1+	5+	10+	15+	20+	25+	30+	35+	40+	45+	50+	55+	60+	65+	70+	75+	80+	85+	90+	95+	
C493 Connective: Thorax	T	7	0	0	0	0	0	1	0	0	0	0	2	2	2	0	0	0	0	0	0	0
	M	4	0	0	0	0	0	1	0	0	0	0	1	1	1	0	0	0	0	0	0	0
	F	3	0	0	0	0	0	0	0	0	0	0	1	1	1	0	0	0	0	0	0	0
C494 Connective: Abdomen	T	5	0	0	0	0	0	0	0	0	1	0	3	1	0	0	0	0	0	0	0	0
	M	3	0	0	0	0	0	0	0	0	0	0	3	0	0	0	0	0	0	0	0	0
	F	2	0	0	0	0	0	0	0	0	1	0	0	1	0	0	0	0	0	0	0	0
C495 Connective: Pelvis	T	10	2	0	0	1	0	0	0	0	0	2	0	0	2	2	0	1	0	0	0	0
	M	6	1	0	0	0	0	0	0	0	0	2	0	0	1	1	0	1	0	0	0	0
	F	4	1	0	0	1	0	0	0	0	0	0	0	0	1	1	0	0	0	0	0	0
C496 Connective: Trunk NOS	T	2	0	0	0	1	0	0	0	0	0	0	0	0	1	0	0	0	0	0	0	0
	M	1	0	0	0	1	0	0	0	0	0	0	0	0	0	0	0	0	0	0	0	0
	F	1	0	0	0	0	0	0	0	0	0	0	0	0	1	0	0	0	0	0	0	0
C500 Nipple	T	5	0	0	0	0	0	0	0	0	0	0	0	0	4	0	0	1	0	0	0	0
	M	0	0	0	0	0	0	0	0	0	0	0	0	0	0	0	0	0	0	0	0	0
	F	5	0	0	0	0	0	0	0	0	0	0	0	0	4	0	0	1	0	0	0	0
C501 Central portion of breast	T	72	0	0	0	0	0	1	0	3	8	9	12	13	12	4	4	2	3	1	0	0
	M	0	0	0	0	0	0	0	0	0	0	0	0	0	0	0	0	0	0	0	0	0
	F	72	0	0	0	0	0	1	0	3	8	9	12	13	12	4	4	2	3	1	0	0
C502 Upper-inner quadrant breast	T	112	0	0	0	0	0	1	5	13	16	24	13	16	13	4	2	2	1	2	0	0
	M	0	0	0	0	0	0	0	0	0	0	0	0	0	0	0	0	0	0	0	0	0
	F	112	0	0	0	0	0	1	5	13	16	24	13	16	13	4	2	2	1	2	0	0
C503 Lower-inner quadrant breast	T	45	0	0	0	0	0	2	1	1	7	2	11	2	5	8	3	1	1	0	1	0
	M	0	0	0	0	0	0	0	0	0	0	0	0	0	0	0	0	0	0	0	0	0
	F	45	0	0	0	0	0	2	1	1	7	2	11	2	5	8	3	1	1	0	1	0
C504 Upper-outer quadrant breast	T	282	0	0	0	0	0	1	3	10	25	57	54	37	36	24	11	10	9	4	1	0
	M	2	0	0	0	0	0	0	0	0	0	0	0	2	0	0	0	0	0	0	0	0
	F	280	0	0	0	0	0	1	3	10	25	57	54	37	34	24	11	10	9	4	1	0
C505 Lower-outer quadrant breast	T	59	0	0	0	0	0	0	2	2	4	8	11	11	9	5	2	4	1	0	0	0
	M	0	0	0	0	0	0	0	0	0	0	0	0	0	0	0	0	0	0	0	0	0
	F	59	0	0	0	0	0	0	2	2	4	8	11	11	9	5	2	4	1	0	0	0
C506 Axillary tail of breast	T	1	0	0	0	0	0	0	0	0	0	0	1	0	0	0	0	0	0	0	0	0
	M	0	0	0	0	0	0	0	0	0	0	0	0	0	0	0	0	0	0	0	0	0
	F	1	0	0	0	0	0	0	0	0	0	0	1	0	0	0	0	0	0	0	0	0

TABLE V : PRIMARY SITE BY AGE GROUP (cont.)

SITE / AGE - GROUP		1+	5+	10+	15+	20+	25+	30+	35+	40+	45+	50+	55+	60+	65+	70+	75+	80+	85+	90+	95+
C508 Overlapping lesion of breast	T	136	0	0	0	0	1	2	6	5	17	28	28	17	16	7	6	3	0	0	0
	M	1	0	0	0	0	0	0	0	0	0	0	0	1	0	0	0	0	0	0	0
	F	135	0	0	0	0	1	2	6	5	17	28	28	16	16	7	6	3	0	0	0
C509 Breast NOS	T	108	0	0	1	0	1	2	5	20	12	15	13	17	13	5	1	3	0	0	0
	M	1	0	0	0	0	0	0	0	0	0	0	0	0	0	0	0	1	0	0	0
	F	107	0	0	1	0	1	2	5	20	12	15	13	17	13	5	1	2	0	0	0
C510 Labium majus	T	4	0	0	0	0	0	0	0	0	0	1	0	1	0	1	1	0	0	0	0
	M	0	0	0	0	0	0	0	0	0	0	0	0	0	0	0	0	0	0	0	0
	F	4	0	0	0	0	0	0	0	0	0	1	0	1	0	1	1	0	0	0	0
C519 Vulva NOS	T	5	0	0	0	0	0	1	0	0	0	0	0	1	2	1	0	0	0	0	0
	M	0	0	0	0	0	0	0	0	0	0	0	0	0	0	0	0	0	0	0	0
	F	5	0	0	0	0	0	1	0	0	0	0	0	1	2	1	0	0	0	0	0
C529 Vagina NOS	T	14	0	0	0	0	0	0	0	0	1	3	2	3	1	0	2	2	0	0	0
	M	0	0	0	0	0	0	0	0	0	0	0	0	0	0	0	0	0	0	0	0
	F	14	0	0	0	0	0	0	0	0	1	3	2	3	1	0	2	2	0	0	0
C530 Endocervix	T	4	0	0	0	0	0	0	0	1	0	2	1	0	0	0	0	0	0	0	0
	M	0	0	0	0	0	0	0	0	0	0	0	0	0	0	0	0	0	0	0	0
	F	4	0	0	0	0	0	0	0	1	0	2	1	0	0	0	0	0	0	0	0
C539 Cervix uteri	T	227	0	0	0	0	1	7	19	22	31	23	32	28	20	18	10	10	5	1	0
	M	0	0	0	0	0	0	0	0	0	0	0	0	0	0	0	0	0	0	0	0
	F	227	0	0	0	0	1	7	19	22	31	23	32	28	20	18	10	10	5	1	0
C541 Endometrium	T	164	0	0	0	0	1	1	5	5	14	22	33	26	22	15	11	8	1	0	0
	M	0	0	0	0	0	0	0	0	0	0	0	0	0	0	0	0	0	0	0	0
	F	164	0	0	0	0	1	1	5	5	14	22	33	26	22	15	11	8	1	0	0
C542 Myometrium	T	4	0	0	0	0	0	0	0	0	0	1	0	3	0	0	0	0	0	0	0
	M	0	0	0	0	0	0	0	0	0	0	0	0	0	0	0	0	0	0	0	0
	F	4	0	0	0	0	0	0	0	0	0	1	0	3	0	0	0	0	0	0	0
C548 Corpus uteri: Overlap	T	8	0	0	0	0	0	0	1	0	0	1	2	2	1	1	0	0	0	0	0
	M	0	0	0	0	0	0	0	0	0	0	0	0	0	0	0	0	0	0	0	0
	F	8	0	0	0	0	0	0	1	0	0	1	2	2	1	1	0	0	0	0	0
C549 Corpus uteri	T	3	0	0	0	0	0	0	0	0	0	0	1	0	1	1	0	0	0	0	0
	M	0	0	0	0	0	0	0	0	0	0	0	0	0	0	0	0	0	0	0	0
	F	3	0	0	0	0	0	0	0	0	0	0	1	0	1	1	0	0	0	0	0

TABLE V : PRIMARY SITE BY AGE GROUP (cont.)

SITE / AGE - GROUP		1+	5+	10+	15+	20+	25+	30+	35+	40+	45+	50+	55+	60+	65+	70+	75+	80+	85+	90+	95+	
C559 Uterus NOS	T	1	0	0	0	0	0	0	0	0	0	0	0	1	0	0	0	0	0	0	0	0
	M	0	0	0	0	0	0	0	0	0	0	0	0	0	0	0	0	0	0	0	0	0
	F	1	0	0	0	0	0	0	0	0	0	0	0	1	0	0	0	0	0	0	0	0
C569 Ovary	T	104	1	0	1	0	1	2	4	7	5	18	17	11	13	9	4	6	2	1	2	0
	M	0	0	0	0	0	0	0	0	0	0	0	0	0	0	0	0	0	0	0	0	0
	F	104	1	0	1	0	1	2	4	7	5	18	17	11	13	9	4	6	2	1	2	0
C570 Fallopian tube	T	3	0	0	0	0	0	0	0	1	0	0	0	1	0	0	1	0	0	0	0	0
	M	0	0	0	0	0	0	0	0	0	0	0	0	0	0	0	0	0	0	0	0	0
	F	3	0	0	0	0	0	0	0	1	0	0	0	1	0	0	1	0	0	0	0	0
C589 Placenta	T	4	0	0	0	1	1	0	0	0	1	1	0	0	0	0	0	0	0	0	0	0
	M	0	0	0	0	0	0	0	0	0	0	0	0	0	0	0	0	0	0	0	0	0
	F	4	0	0	0	1	1	0	0	0	1	1	0	0	0	0	0	0	0	0	0	0
C600 Prepuce	T	1	0	0	0	0	0	0	0	0	0	0	0	1	0	0	0	0	0	0	0	0
	M	1	0	0	0	0	0	0	0	0	0	0	0	1	0	0	0	0	0	0	0	0
	F	0	0	0	0	0	0	0	0	0	0	0	0	0	0	0	0	0	0	0	0	0
C601 Glans penis	T	3	0	0	0	0	0	0	0	0	1	1	0	0	0	0	0	0	1	0	0	0
	M	3	0	0	0	0	0	0	0	0	1	1	0	0	0	0	0	0	1	0	0	0
	F	0	0	0	0	0	0	0	0	0	0	0	0	0	0	0	0	0	0	0	0	0
C609 Penis NOS	T	3	0	0	0	0	0	0	0	1	0	0	0	1	0	1	0	0	0	0	0	0
	M	3	0	0	0	0	0	0	0	1	0	0	0	1	0	1	0	0	0	0	0	0
	F	0	0	0	0	0	0	0	0	0	0	0	0	0	0	0	0	0	0	0	0	0
C619 Prostate gland	T	338	0	0	0	0	0	0	0	0	0	4	20	52	63	71	77	31	14	4	2	0
	M	338	0	0	0	0	0	0	0	0	0	4	20	52	63	71	77	31	14	4	2	0
	F	0	0	0	0	0	0	0	0	0	0	0	0	0	0	0	0	0	0	0	0	0
C629 Testis NOS	T	6	0	0	0	1	0	0	0	1	0	2	0	0	1	1	0	0	0	0	0	0
	M	6	0	0	0	1	0	0	0	1	0	2	0	0	1	1	0	0	0	0	0	0
	F	0	0	0	0	0	0	0	0	0	0	0	0	0	0	0	0	0	0	0	0	0
C649 Kidney NOS	T	54	0	1	0	0	0	1	1	0	5	4	5	9	10	7	8	2	1	0	0	0
	M	37	0	0	0	0	0	1	1	0	3	3	3	8	8	2	6	1	1	0	0	0
	F	17	0	1	0	0	0	0	0	0	2	1	2	1	2	5	2	1	0	0	0	0
C659 Renal pelvis	T	15	0	0	0	0	0	0	0	0	0	1	1	4	2	2	1	4	0	0	0	0
	M	7	0	0	0	0	0	0	0	0	0	0	1	1	1	2	0	2	0	0	0	0
	F	8	0	0	0	0	0	0	0	0	0	1	0	3	1	0	1	2	0	0	0	0

TABLE V : PRIMARY SITE BY AGE GROUP (cont.)

SITE / AGE - GROUP		1+	5+	10+	15+	20+	25+	30+	35+	40+	45+	50+	55+	60+	65+	70+	75+	80+	85+	90+	95+	
C669 Ureter	T	12	0	0	0	0	0	0	0	0	0	1	0	3	4	2	1	0	1	0	0	
	M	5	0	0	0	0	0	0	0	0	0	1	0	1	3	0	0	0	0	0	0	
	F	7	0	0	0	0	0	0	0	0	0	0	0	2	1	2	1	0	1	0	0	
C670 Trigone of Bladder	T	1	0	0	0	0	0	0	0	0	0	0	0	0	0	0	0	0	0	1	0	0
	M	0	0	0	0	0	0	0	0	0	0	0	0	0	0	0	0	0	0	0	0	0
	F	1	0	0	0	0	0	0	0	0	0	0	0	0	0	0	0	0	0	1	0	0
C671 Dome of Bladder	T	1	0	0	0	0	0	0	0	0	0	0	0	0	1	0	0	0	0	0	0	0
	M	1	0	0	0	0	0	0	0	0	0	0	0	0	1	0	0	0	0	0	0	0
	F	0	0	0	0	0	0	0	0	0	0	0	0	0	0	0	0	0	0	0	0	0
C672 Lateral wall of Bladder	T	9	0	0	0	0	0	0	0	0	0	0	2	0	2	0	1	2	1	1	0	0
	M	7	0	0	0	0	0	0	0	0	0	0	2	0	1	0	1	1	1	1	0	0
	F	2	0	0	0	0	0	0	0	0	0	0	0	0	1	0	0	1	0	0	0	0
C673 Anterior wall of Bladder	T	3	0	0	0	0	0	0	0	0	0	1	0	0	1	1	0	0	0	0	0	0
	M	2	0	0	0	0	0	0	0	0	0	1	0	0	0	1	0	0	0	0	0	0
	F	1	0	0	0	0	0	0	0	0	0	0	0	0	1	0	0	0	0	0	0	0
C674 Posterior wall of Bladder	T	8	0	0	0	0	0	0	0	0	0	0	0	0	1	2	2	3	0	0	0	0
	M	6	0	0	0	0	0	0	0	0	0	0	0	0	1	1	2	2	0	0	0	0
	F	2	0	0	0	0	0	0	0	0	0	0	0	0	0	1	0	1	0	0	0	0
C675 Bladder Neck	T	2	0	0	0	0	0	0	0	0	0	1	1	0	0	0	0	0	0	0	0	0
	M	1	0	0	0	0	0	0	0	0	0	0	1	0	0	0	0	0	0	0	0	0
	F	1	0	0	0	0	0	0	0	0	0	1	0	0	0	0	0	0	0	0	0	0
C676 Ureteric Orifice	T	1	0	0	0	0	0	0	0	0	0	0	0	1	0	0	0	0	0	0	0	0
	M	0	0	0	0	0	0	0	0	0	0	0	0	0	0	0	0	0	0	0	0	0
	F	1	0	0	0	0	0	0	0	0	0	0	0	1	0	0	0	0	0	0	0	0
C677 Urachus	T	2	0	0	0	0	1	0	0	0	1	0	0	0	0	0	0	0	0	0	0	0
	M	2	0	0	0	0	1	0	0	0	1	0	0	0	0	0	0	0	0	0	0	0
	F	0	0	0	0	0	0	0	0	0	0	0	0	0	0	0	0	0	0	0	0	0
C678 Bladder: Overlap	T	3	0	0	0	0	0	0	0	0	0	0	0	0	2	1	0	0	0	0	0	0
	M	2	0	0	0	0	0	0	0	0	0	0	0	0	1	1	0	0	0	0	0	0
	F	1	0	0	0	0	0	0	0	0	0	0	0	0	1	0	0	0	0	0	0	0
C679 Bladder NOS	T	69	0	0	0	0	0	0	0	1	3	3	5	12	8	7	17	8	4	1	0	0
	M	57	0	0	0	0	0	0	0	0	3	3	5	12	7	6	11	7	2	1	0	0
	F	12	0	0	0	0	0	0	0	0	1	0	0	0	1	1	6	1	2	0	0	0

TABLE V : PRIMARY SITE BY AGE GROUP (cont.)

SITE / AGE - GROUP		1+	5+	10+	15+	20+	25+	30+	35+	40+	45+	50+	55+	60+	65+	70+	75+	80+	85+	90+	95+
C680 Urethra	T	2	0	0	0	0	0	0	0	0	0	0	0	0	1	0	1	0	0	0	0
	M	2	0	0	0	0	0	0	0	0	0	0	0	0	0	1	0	1	0	0	0
	F	0	0	0	0	0	0	0	0	0	0	0	0	0	0	0	0	0	0	0	0
C690 Conjunctiva	T	5	0	0	0	0	0	0	3	0	0	1	0	0	0	1	0	0	0	0	0
	M	4	0	0	0	0	0	0	2	0	0	1	0	0	0	1	0	0	0	0	0
	F	1	0	0	0	0	0	0	1	0	0	0	0	0	0	0	0	0	0	0	0
C692 Retina	T	13	12	1	0	0	0	0	0	0	0	0	0	0	0	0	0	0	0	0	0
	M	8	8	0	0	0	0	0	0	0	0	0	0	0	0	0	0	0	0	0	0
	F	5	4	1	0	0	0	0	0	0	0	0	0	0	0	0	0	0	0	0	0
C695 Lacrimal Gland	T	4	0	0	0	0	0	0	0	0	1	0	1	0	1	0	0	1	0	0	0
	M	3	0	0	0	0	0	0	0	0	1	0	0	0	1	0	0	1	0	0	0
	F	1	0	0	0	0	0	0	0	0	0	0	1	0	0	0	0	0	0	0	0
C696 Orbit NOS	T	7	1	0	0	0	1	0	1	0	0	1	1	0	0	1	1	0	0	0	0
	M	4	0	0	0	0	1	0	0	0	0	1	1	0	0	0	1	0	0	0	0
	F	3	1	0	0	0	0	0	1	0	0	0	0	0	0	1	0	0	0	0	0
C699 Eye NOS	T	3	0	0	0	0	0	0	0	0	0	0	0	1	0	0	2	0	0	0	0
	M	0	0	0	0	0	0	0	0	0	0	0	0	0	0	0	0	0	0	0	0
	F	3	0	0	0	0	0	0	0	0	0	0	0	1	0	0	2	0	0	0	0
C710 Cerebrum	T	9	0	2	1	1	0	1	0	0	1	1	1	0	1	0	0	0	0	0	0
	M	7	0	1	0	1	0	1	0	0	1	1	1	0	1	0	0	0	0	0	0
	F	2	0	1	1	0	0	0	0	0	0	0	0	0	0	0	0	0	0	0	0
C711 Frontal Lobe	T	16	0	0	0	1	2	0	1	1	2	3	1	1	1	3	0	0	0	0	0
	M	8	0	0	0	1	1	0	0	0	1	2	1	0	0	2	0	0	0	0	0
	F	8	0	0	0	0	1	0	1	1	1	1	0	1	1	1	0	0	0	0	0
C712 Temporal Lobe	T	15	0	0	3	0	0	1	0	1	0	2	1	3	1	1	1	1	0	0	0
	M	10	0	0	3	0	0	0	0	0	0	2	1	1	1	1	0	1	0	0	0
	F	5	0	0	0	0	0	1	0	1	0	0	0	2	0	0	1	0	0	0	0
C713 Parietal Lobe	T	10	0	0	0	0	0	0	1	0	1	2	2	1	0	3	0	0	0	0	0
	M	7	0	0	0	0	0	0	0	0	1	2	2	1	0	1	0	0	0	0	0
	F	3	0	0	0	0	0	0	1	0	0	0	0	0	0	2	0	0	0	0	0
C714 Occipital Lobe	T	3	0	0	1	0	0	0	0	0	0	1	0	1	0	0	0	0	0	0	0
	M	3	0	0	1	0	0	0	0	0	0	1	0	1	0	0	0	0	0	0	0
	F	0	0	0	0	0	0	0	0	0	0	0	0	0	0	0	0	0	0	0	0

TABLE V : PRIMARY SITE BY AGE GROUP (cont.)

SITE / AGE - GROUP		1+	5+	10+	15+	20+	25+	30+	35+	40+	45+	50+	55+	60+	65+	70+	75+	80+	85+	90+	95+	
C715 Ventricle NOS	T	3	2	0	0	0	0	1	0	0	0	0	0	0	0	0	0	0	0	0	0	0
	M	2	1	0	0	0	0	1	0	0	0	0	0	0	0	0	0	0	0	0	0	0
	F	1	1	0	0	0	0	0	0	0	0	0	0	0	0	0	0	0	0	0	0	0
C716 Cerebellum NOS	T	4	0	0	0	2	0	0	0	0	1	1	0	0	0	0	0	0	0	0	0	0
	M	2	0	0	0	1	0	0	0	0	0	1	0	0	0	0	0	0	0	0	0	0
	F	2	0	0	0	1	0	0	0	0	1	0	0	0	0	0	0	0	0	0	0	0
C717 Brain Stem	T	5	1	2	0	0	0	0	0	0	1	0	1	0	0	0	0	0	0	0	0	0
	M	1	0	1	0	0	0	0	0	0	0	0	0	0	0	0	0	0	0	0	0	0
	F	4	1	1	0	0	0	0	0	0	1	0	1	0	0	0	0	0	0	0	0	0
C718 Brain: Overlap	T	5	0	0	0	0	0	0	0	1	1	2	0	0	0	0	1	0	0	0	0	0
	M	3	0	0	0	0	0	0	0	0	1	2	0	0	0	0	0	0	0	0	0	0
	F	2	0	0	0	0	0	0	0	1	0	0	0	0	0	0	1	0	0	0	0	0
C719 Brain NOS	T	11	2	1	2	1	0	0	1	1	0	0	1	0	0	2	0	0	0	0	0	0
	M	8	1	1	1	1	0	0	1	1	0	0	1	0	0	1	0	0	0	0	0	0
	F	3	1	0	1	0	0	0	0	0	0	0	0	0	1	0	0	0	0	0	0	0
C720 Spinal Cord	T	2	0	0	0	0	1	0	0	0	0	0	0	0	0	1	0	0	0	0	0	0
	M	1	0	0	0	0	0	0	0	0	0	0	0	0	0	1	0	0	0	0	0	0
	F	1	0	0	0	0	1	0	0	0	0	0	0	0	0	0	0	0	0	0	0	0
C729 Nervous System NOS	T	10	0	0	2	0	0	0	0	0	1	2	2	1	0	1	0	1	0	0	0	0
	M	5	0	0	1	0	0	0	0	0	1	1	1	0	0	0	0	1	0	0	0	0
	F	5	0	0	1	0	0	0	0	0	0	1	1	1	0	1	0	0	0	0	0	0
C739 Thyroid Gland	T	208	0	1	1	2	6	10	17	22	18	24	25	20	10	18	14	13	1	5	1	0
	M	39	0	0	0	0	1	2	4	3	2	4	4	2	0	5	6	6	0	0	0	0
	F	169	0	1	1	2	5	8	13	19	16	20	21	18	10	13	8	7	1	5	1	0
C741 Medulla of Adrenal Gland	T	1	0	0	0	0	0	0	0	0	0	0	1	0	0	0	0	0	0	0	0	0
	M	1	0	0	0	0	0	0	0	0	0	0	1	0	0	0	0	0	0	0	0	0
	F	0	0	0	0	0	0	0	0	0	0	0	0	0	0	0	0	0	0	0	0	0
C749 Adrenal Gland NOS	T	5	3	0	0	0	0	0	0	0	0	0	0	0	1	0	1	0	0	0	0	0
	M	1	1	0	0	0	0	0	0	0	0	0	0	0	0	0	0	0	0	0	0	0
	F	4	2	0	0	0	0	0	0	0	0	0	0	0	1	0	1	0	0	0	0	0
C751 Pituitary Gland	T	1	0	0	0	0	0	0	0	0	0	1	0	0	0	0	0	0	0	0	0	0
	M	0	0	0	0	0	0	0	0	0	0	0	0	0	0	0	0	0	0	0	0	0
	F	1	0	0	0	0	0	0	0	0	0	1	0	0	0	0	0	0	0	0	0	0

TABLE V : PRIMARY SITE BY AGE GROUP (cont.)

SITE / AGE - GROUP		1+	5+	10+	15+	20+	25+	30+	35+	40+	45+	50+	55+	60+	65+	70+	75+	80+	85+	90+	95+	
C753 Pineal Gland	T	5	0	0	1	1	2	0	1	0	0	0	0	0	0	0	0	0	0	0	0	0
	M	5	0	0	1	1	2	0	1	0	0	0	0	0	0	0	0	0	0	0	0	0
	F	0	0	0	0	0	0	0	0	0	0	0	0	0	0	0	0	0	0	0	0	0
C763 Pelvis NOS	T	3	0	0	1	0	0	0	0	0	0	0	0	2	0	0	0	0	0	0	0	0
	M	0	0	0	0	0	0	0	0	0	0	0	0	0	0	0	0	0	0	0	0	0
	F	3	0	0	1	0	0	0	0	0	0	0	0	2	0	0	0	0	0	0	0	0
C770 Lymph Nodes: HeadFaceNeck	T	70	1	0	0	1	5	2	5	3	3	4	3	7	6	11	9	6	2	2	0	0
	M	36	0	0	0	1	2	2	4	2	1	2	0	6	2	5	4	3	1	1	0	0
	F	34	1	0	0	0	3	0	1	1	2	2	3	1	4	6	5	3	1	1	0	0
C771 Intrathoracic Lymph Nodes	T	4	0	0	0	0	1	2	0	0	0	0	0	0	0	1	0	0	0	0	0	0
	M	1	0	0	0	0	0	0	0	0	0	0	0	0	0	1	0	0	0	0	0	0
	F	3	0	0	0	0	1	2	0	0	0	0	0	0	0	0	0	0	0	0	0	0
C772 Intra-abdominal LymphNodes	T	13	0	0	0	0	0	0	0	0	0	2	0	2	2	4	1	1	0	1	0	0
	M	10	0	0	0	0	0	0	0	0	0	1	0	1	1	4	1	1	0	1	0	0
	F	3	0	0	0	0	0	0	0	0	0	1	0	1	1	0	0	0	0	0	0	0
C773 Lymph Nodes of axilla or arm	T	11	0	0	0	0	0	0	0	0	0	1	3	2	2	2	0	1	0	0	0	0
	M	4	0	0	0	0	0	0	0	0	0	1	1	1	0	1	0	0	0	0	0	0
	F	7	0	0	0	0	0	0	0	0	0	0	2	1	2	1	0	1	0	0	0	0
C774 Lymph Nodes: Leg	T	16	0	0	0	1	0	0	1	0	3	0	3	3	1	2	1	0	0	0	1	0
	M	7	0	0	0	0	0	0	1	0	1	0	1	1	0	2	0	0	0	0	1	0
	F	9	0	0	0	1	0	0	0	0	2	0	2	2	1	0	1	0	0	0	0	0
C775 Pelvic Lymph Nodes	T	3	0	0	0	0	0	0	0	0	0	0	1	0	0	0	2	0	0	0	0	0
	M	2	0	0	0	0	0	0	0	0	0	0	0	0	0	0	2	0	0	0	0	0
	F	1	0	0	0	0	0	0	0	0	0	0	1	0	0	0	0	0	0	0	0	0
C778 Lymph Nodes: multiple region	T	2	0	0	0	0	1	0	0	0	0	0	0	1	0	0	0	0	0	0	0	0
	M	0	0	0	0	0	0	0	0	0	0	0	0	0	0	0	0	0	0	0	0	0
	F	2	0	0	0	0	1	0	0	0	0	0	0	1	0	0	0	0	0	0	0	0
C779 Lymph Node NOS	T	1	0	0	0	0	0	0	1	0	0	0	0	0	0	0	0	0	0	0	0	0
	M	1	0	0	0	0	0	0	1	0	0	0	0	0	0	0	0	0	0	0	0	0
	F	0	0	0	0	0	0	0	0	0	0	0	0	0	0	0	0	0	0	0	0	0
C809 Unknown Primary Site	T	128	0	0	0	0	1	5	8	9	8	11	17	17	17	10	13	9	2	1	0	0
	M	70	0	0	0	0	0	3	4	3	5	6	11	9	11	4	8	5	1	0	0	0
	F	58	0	0	0	0	1	2	4	6	3	5	6	8	6	6	5	4	1	1	0	0

TABLE V : PRIMARY SITE BY AGE GROUP (cont.)

SITE / AGE - GROUP			1+	5+	10+	15+	20+	25+	30+	35+	40+	45+	50+	55+	60+	65+	70+	75+	80+	85+	90+	95+
Z850 Personal history of malignant neoplasm of digestive organs	T	3	0	0	0	0	0	0	0	0	0	0	2	0	0	0	1	0	0	0	0	0
	M	2	0	0	0	0	0	0	0	0	0	0	1	0	0	0	1	0	0	0	0	0
	F	1	0	0	0	0	0	0	0	0	0	0	1	0	0	0	0	0	0	0	0	0
Z853 Personal history of malignant neoplasm of breast	T	1	0	0	0	0	0	0	0	0	0	0	1	0	0	0	0	0	0	0	0	0
	M	0	0	0	0	0	0	0	0	0	0	0	0	0	0	0	0	0	0	0	0	0
	F	1	0	0	0	0	0	0	0	0	0	0	1	0	0	0	0	0	0	0	0	0
Z858 Personal history of malignant neoplasm of other organs and systems	T	2	0	0	0	0	0	0	0	0	1	0	0	1	0	0	0	0	0	0	0	0
	M	0	0	0	0	0	0	0	0	0	0	0	0	0	0	0	0	0	0	0	0	0
	F	2	0	0	0	0	0	0	0	0	1	0	0	1	0	0	0	0	0	0	0	0

TABLE VI : PATHOLOGY ACCORDING TO SITE

CODE	GRAND TOTAL	No. of Cases		
		MALE	FEMALE	TOTAL
		2239	2750	4989
C00	MALIGNANT NEOPLASM OF LIP	1	6	7
	80703 Squamous cell carcinoma, NOS	1	6	7
C01-C02	MALIGNANT NEOPLASM OF TONGUE	43	19	62
	80703 Squamous cell carcinoma, NOS	39	15	54
	80713 Squamous cell carcinoma, keratinizing, NOS	4	2	6
	96803 Malignant lymphoma, large B-cell, diffuse, NOS	0	2	2
C03-C06	MALIGNANT NEOPLASM OF GUM,FLOOR OF MOUTH,PALATE AND OTHER UNSPECIFIED PARTS OF MOUTH	40	18	58
		32	14	46
	80703 Squamous cell carcinoma, NOS			
	80713 Squamous cell carcinoma, keratinizing, NOS	1	2	3
	80743 Squamous cell carcinoma, spindle cell	0	1	1
	80833 Basaloid squamous cell carcinoma	1	0	1
	82003 Adenoid cystic carcinoma	2	0	2
	87433 Superficial spreading melanoma	1	0	1
	96713 Malignant lymphoma, lymphoplasmacytic	1	0	1
	96803 Malignant lymphoma, large B-cell, diffuse, NOS	2	0	2
	96993 Marginal zone B-cell lymphoma, NOS	0	1	1
C07-C08	MALIGNANT NEOPLASM OF PARAOTID AND OTHER MAJOR SALIVARY GLANDS	9	8	17
	80223 Pleomorphic carcinoma	1	0	1
	80413 Small cell carcinoma, NOS	0	1	1
	80703 Squamous cell carcinoma, NOS	3	0	3
	80713 Squamous cell carcinoma, keratinizing, NOS	1	0	1
	81403 Adenocarcinoma, NOS	0	2	2
	82003 Adenoid cystic carcinoma	0	1	1
	84303 Mucoepidermoid carcinoma	1	3	4
	85503 Acinar cell carcinoma	2	0	2
	85623 Epithelial-myoepithelial carcinoma	1	0	1
	96953 Follicular lymphoma, grade 1	0	1	1
C09	MALIGNANT NEOPLASM OF TONSIL	37	10	47
	80323 Spindle cell carcinoma, NOS	0	1	1
	80703 Squamous cell carcinoma, NOS	31	2	33
	80723 Squamous cell carcinoma, large cell, nonkeratinizing, NOS	3	0	3
	82003 Adenoid cystic carcinoma	0	1	1
	96803 Malignant lymphoma, large B-cell, diffuse, NOS	2	6	8
	96993 Marginal zone B-cell lymphoma, NOS	1	0	1
C10	MALIGNANT NEOPLASM OF OROPHARYNX	14	1	15
	80703 Squamous cell carcinoma, NOS	14	1	15

TABLE VI : PATHOLOGY ACCORDING TO SITE (cont.)

		No. of Cases		
		MALE	FEMALE	TOTAL
C11	MALIGNANT NEOPLASM OF NASOPHARYNX	46	31	77
	80103 Carcinoma, NOS	1	0	1
	80523 Papillary squamous cell carcinoma	0	1	1
	80703 Squamous cell carcinoma, NOS	8	6	14
	80713 Squamous cell carcinoma, keratinizing, NOS	2	0	2
	80723 Squamous cell carcinoma, large cell, nonkeratinizing, NOS	12	6	18
	80733 Squamous cell carcinoma, small cell, nonkeratinizing	5	3	8
	80823 Lymphoepithelial carcinoma	14	10	24
	84303 Mucoepidermoid carcinoma	0	1	1
	96803 Malignant lymphoma, large B-cell, diffuse, NOS	1	3	4
	96993 Marginal zone B-cell lymphoma, NOS	2	0	2
	97143 Anaplastic large cell lymphoma, T cell and null cell type	0	1	1
	97193 NK/T-cell lymphoma, nasal and nasal-type	1	0	1
C12	MALIG NEOPLASM OF PYRIFORM SINUS	28	3	31
	80103 Carcinoma, NOS	1	0	1
	80703 Squamous cell carcinoma, NOS	24	3	27
	80713 Squamous cell carcinoma, keratinizing, NOS	1	0	1
	80723 Squamous cell carcinoma, large cell, nonkeratinizing, NOS	1	0	1
	80833 Basaloid squamous cell carcinoma	1	0	1
C13	MALIGNANT NEOPLASM OF HYPOPHARYNX	22	2	24
	80523 Papillary squamous cell carcinoma	1	0	1
	80703 Squamous cell carcinoma, NOS	19	1	20
	80713 Squamous cell carcinoma, keratinizing, NOS	1	0	1
	80723 Squamous cell carcinoma, large cell, nonkeratinizing, NOS	1	1	2
C14	MALIGNANT NEOPLASM OF OTHER AND ILL-DEFINE D SITE IN THE LIP ORAL CAVITY AND PHARYNX	3	0	3
	80703 Squamous cell carcinoma, NOS	2	0	2
	87203 Malignant melanoma, NOS	1	0	1
C15	MALIGNANT NEOPLASM OF ESOPHAGUS	65	7	72
	80703 Squamous cell carcinoma, NOS	61	5	66
	80713 Squamous cell carcinoma, keratinizing, NOS	1	1	2
	80723 Squamous cell carcinoma, large cell, nonkeratinizing, NOS	1	0	1
	81403 Adenocarcinoma, NOS	2	1	3

TABLE VI : PATHOLOGY ACCORDING TO SITE (cont.)

		No. of Cases		
		MALE	FEMALE	TOTAL
C16	MALIGNANT NEOPLASM OF STOMACH	39	56	95
80413	Small cell carcinoma, NOS	0	1	1
80703	Squamous cell carcinoma, NOS	1	0	1
81403	Adenocarcinoma, NOS	25	29	54
81443	Adenocarcinoma, intestinal type	0	1	1
81453	Adenocarcinoma, diffuse type	3	2	5
82553	Adenocarcinoma with mixed subtypes	1	0	1
84903	Signet ring cell carcinoma	3	15	18
89361	Gastrointestinal stromal tumor, NOS	1	3	4
89363	Gastrointestinal stromal sarcoma	0	2	2
96803	Malignant lymphoma, large B-cell, diffuse, NOS	2	3	5
96873	Burkitt lymphoma, NOS	1	0	1
96993	Marginal zone B-cell lymphoma, NOS	2	0	2
C17	MALIGNANT NEOPLASM SMALL INTESTINE	6	8	14
81403	Adenocarcinoma, NOS	2	2	4
82463	Neuroendocrine carcinoma, NOS	1	1	2
84903	Signet ring cell carcinoma	0	1	1
89361	Gastrointestinal stromal tumor, NOS	1	1	2
89363	Gastrointestinal stromal sarcoma	1	2	3
96803	Malignant lymphoma, large B-cell, diffuse, NOS	0	1	1
96903	Follicular lymphoma, NOS	1	0	1
C18	MALIGNANT NEOPLASM OF COLON	136	132	268
80103	Carcinoma, NOS	0	1	1
81403	Adenocarcinoma, NOS	119	118	237
82103	Adenocarcinoma in adenomatous polyp	3	0	3
82463	Neuroendocrine carcinoma, NOS	1	0	1
82613	Adenocarcinoma in villous adenoma	0	1	1
82633	Adenocarcinoma in tubulovillous adenoma	1	1	2
84803	Mucinous adenocarcinoma	8	8	16
84813	Mucin-producing adenocarcinoma	0	1	1
84903	Signet ring cell carcinoma	1	0	1
85743	Adenocarcinoma with neuroendocrine differentiation	1	0	1
96733	Mantle cell lymphoma	1	0	1
96803	Malignant lymphoma, large B-cell, diffuse, NOS	1	1	2
96873	Burkitt lymphoma, NOS	0	1	1
C19	MALIGNANT NEOPLASM OF RECTOSIGMOID	23	18	41
81403	Adenocarcinoma, NOS	21	17	38
82103	Adenocarcinoma in adenomatous polyp	0	1	1
84813	Mucin-producing adenocarcinoma	1	0	1
84903	Signet ring cell carcinoma	1	0	1

TABLE VI : PATHOLOGY ACCORDING TO SITE (cont.)

		No. of Cases		
		MALE	FEMALE	TOTAL
C20	MALIGNANT NEOPLASM OF RECTUM	125	94	219
80703	Squamous cell carcinoma, NOS	0	1	1
81403	Adenocarcinoma, NOS	115	86	201
82553	Adenocarcinoma with mixed subtypes	1	0	1
82613	Adenocarcinoma in villous adenoma	1	1	2
82633	Adenocarcinoma in tubulovillous adenoma	3	1	4
84803	Mucinous adenocarcinoma	4	5	9
89361	Gastrointestinal stromal tumor, NOS	1	0	1
C21	MALIGNANT NEOPLASM OF ANUS AND ANAL CANAL	8	9	17
80703	Squamous cell carcinoma, NOS	1	4	5
80943	Basosquamous carcinoma	0	1	1
81403	Adenocarcinoma, NOS	4	4	8
82103	Adenocarcinoma in adenomatous polyp	1	0	1
82463	Neuroendocrine carcinoma, NOS	1	0	1
85743	Adenocarcinoma with neuroendocrine differentiation	1	0	1
C22	MALIGNANT NEOPLASM OF LIVER AND INTRAHEPATIC BILE DUCTS	184	81	265
81403	Adenocarcinoma, NOS	17	16	33
81603	Cholangiocarcinoma	37	26	63
81703	Hepatocellular carcinoma, NOS	124	36	160
81713	Hepatocellular carcinoma, fibrolamellar	2	1	3
81803	Combined hepatocellular carcinoma and cholangiocarcinoma	1	0	1
84303	Mucoepidermoid carcinoma	1	0	1
88303	Malignant fibrous histiocytoma	0	1	1
88583	Dedifferentiated liposarcoma	1	0	1
89703	Hepatoblastoma	1	1	2
C23	MALIGNANT NEOPLASM OF GALL BLADDER	9	13	22
80103	Carcinoma, NOS	0	2	2
80413	Small cell carcinoma, NOS	0	1	1
80703	Squamous cell carcinoma, NOS	1	0	1
81403	Adenocarcinoma, NOS	7	10	17
81603	Cholangiocarcinoma	1	0	1
C24	MALIGNANT NEOPLASM OF OTHER AND UNSPECIFIED PARTS AND BILIARY TRACT	13	16	29
81403	Adenocarcinoma, NOS	12	13	25
81603	Cholangiocarcinoma	1	3	4

TABLE VI : PATHOLOGY ACCORDING TO SITE (cont.)

		No. of Cases		
		MALE	FEMALE	TOTAL
C25	MALIGNANT NEOPLASM OF PANCREAS	31	33	64
	80103 Carcinoma, NOS	3	1	4
	80203 Carcinoma, undifferentiated, NOS	0	2	2
	80703 Squamous cell carcinoma, NOS	2	1	3
	81403 Adenocarcinoma, NOS	21	25	46
	82463 Neuroendocrine carcinoma, NOS	2	0	2
	85003 Infiltrating duct carcinoma, NOS	3	3	6
	85503 Acinar cell carcinoma	0	1	1
C30	MALIGNANT NEOPLASM OF NASAL CAVITY AND MIDDLE EAR	13	10	23
	80513 Verrucous carcinoma, NOS	1	0	1
	80703 Squamous cell carcinoma, NOS	3	0	3
	80723 Squamous cell carcinoma, large cell, nonkeratinizing, NOS	1	0	1
	80763 Squamous cell carcinoma, microinvasive	1	0	1
	80823 Lymphoepithelial carcinoma	0	1	1
	81403 Adenocarcinoma, NOS	1	0	1
	82003 Adenoid cystic carcinoma	0	3	3
	89003 Rhabdomyosarcoma, NOS	1	0	1
	91203 Hemangiosarcoma	0	1	1
	94403 Glioblastoma, NOS	0	1	1
	95223 Olfactory neuroblastoma	0	1	1
	96803 Malignant lymphoma, large B-cell, diffuse, NOS	2	3	5
	97193 NK/T-cell lymphoma, nasal and nasal-type	2	0	2
	97343 Plasmacytoma, extramedullary	1	0	1
C31	MALIGNANT NEOPLASM OF ACCESSORY SINUSES	13	6	19
	80703 Squamous cell carcinoma, NOS	6	2	8
	80713 Squamous cell carcinoma, keratinizing, NOS	1	0	1
	80723 Squamous cell carcinoma, large cell, nonkeratinizing, NOS	3	0	3
	80743 Squamous cell carcinoma, spindle cell	0	1	1
	81403 Adenocarcinoma, NOS	1	0	1
	82003 Adenoid cystic carcinoma	0	1	1
	92603 Ewing sarcoma	1	0	1
	96803 Malignant lymphoma, large B-cell, diffuse, NOS	0	2	2
	97193 NK/T-cell lymphoma, nasal and nasal-type	1	0	1
C32	MALIGNANT NEOPLASM OF LARYNX	79	8	87
	80413 Small cell carcinoma, NOS	1	0	1
	80523 Papillary squamous cell carcinoma	1	0	1
	80703 Squamous cell carcinoma, NOS	67	7	74
	80713 Squamous cell carcinoma, keratinizing, NOS	5	1	6
	80723 Squamous cell carcinoma, large cell, nonkeratinizing, NOS	3	0	3
	80833 Basaloid squamous cell carcinoma	1	0	1
	81403 Adenocarcinoma, NOS	1	0	1

TABLE VI : PATHOLOGY ACCORDING TO SITE (cont.)

		No. of Cases		
		MALE	FEMALE	TOTAL
C33-C34	MALIG NEOPLASM OF TRACHEA BRONCHUS AND LUNG	280	165	445
80103	Carcinoma, NOS	5	3	8
80123	Large cell carcinoma, NOS	1	1	2
80133	Large cell neuroendocrine carcinoma	1	0	1
80213	Carcinoma, anaplastic, NOS	1	0	1
80223	Pleomorphic carcinoma	2	0	2
80413	Small cell carcinoma, NOS	14	2	16
80463	Non-small cell carcinoma	17	6	23
80703	Squamous cell carcinoma, NOS	36	10	46
80723	Squamous cell carcinoma, large cell, nonkeratinizing, NOS	1	0	1
80823	Lymphoepithelial carcinoma	0	1	1
81233	Basaloid carcinoma	0	1	1
81403	Adenocarcinoma, NOS	157	88	245
82463	Neuroendocrine carcinoma, NOS	1	0	1
82503	Bronchiolo-alveolar adenocarcinoma	1	0	1
82553	Adenocarcinoma with mixed subtypes	15	28	43
82603	Papillary adenocarcinoma, NOS	2	2	4
84303	Mucoepidermoid carcinoma	2	0	2
84803	Mucinous adenocarcinoma	8	5	13
85503	Acinar cell carcinoma	10	17	27
85603	Adenosquamous carcinoma	1	1	2
88033	Small cell sarcoma	2	0	2
90503	Mesothelioma, malignant	1	0	1
96803	Malignant lymphoma, large B-cell, diffuse, NOS	2	0	2
C37	MALIGNANT NEOPLASM OF THYMUS	3	1	4
80713	Squamous cell carcinoma, keratinizing, NOS	1	0	1
82403	Carcinoid tumor, NOS	1	0	1
85843	Thymoma, type B2, malignant	1	1	2
C38	MALIGNANT NEOPLASM OF HEART, MEDIASTINUM AND PLEURA	14	4	18
80413	Small cell carcinoma, NOS	1	0	1
80703	Squamous cell carcinoma, NOS	0	1	1
81403	Adenocarcinoma, NOS	1	0	1
82003	Adenoid cystic carcinoma	1	0	1
82493	Atypical carcinoid tumor	1	0	1
90643	Germinoma	3	0	3
90713	Yolk sac tumor	1	0	1
94903	Ganglioneuroblastoma	1	0	1
96793	Mediastinal large B-cell lymphoma	1	0	1
96803	Malignant lymphoma, large B-cell, diffuse, NOS	4	3	7

TABLE VI : PATHOLOGY ACCORDING TO SITE (cont.)

		No. of Cases		
		MALE	FEMALE	TOTAL
C40-C41	MALIGNANT NEOPLASM OF BONE AND CARTILAGE	26	24	50
90413	Synovial sarcoma, spindle cell	0	1	1
91003	Choriocarcinoma, NOS	0	1	1
91203	Hemangiosarcoma	1	0	1
91803	Osteosarcoma, NOS	7	8	15
91813	Chondroblastic osteosarcoma	2	0	2
91863	Central osteosarcoma	0	1	1
92203	Chondrosarcoma, NOS	5	3	8
92423	Clear cell chondrosarcoma	0	2	2
92603	Ewing sarcoma	5	5	10
92613	Adamantinoma of long bones	1	0	1
93703	Chordoma, NOS	3	1	4
96803	Malignant lymphoma, large B-cell, diffuse, NOS	1	0	1
97313	Plasmacytoma, NOS	1	2	3
C42	MALIGNANT NEOPLASM OF HEMATOPOIETIC AND RETICULOENDOTHELIAL SYSTEMS	114	101	215
96803	Malignant lymphoma, large B-cell, diffuse, NOS	1	0	1
97023	Mature T-cell lymphoma, NOS	0	1	1
97323	Multiple myeloma	35	27	62
98113	B lymphoblastic leukemia/lymphoma, NOS	20	21	41
98233	B-cell chronic lymphocytic leukemia/small lymphocytic lymphoma	2	4	6
98373	Precursor T-cell lymphoblastic leukemia	0	1	1
98403	Acute myeloid leukemia, M6 type	2	0	2
98613	Acute myeloid leukemia, NOS	16	17	33
98633	Chronic myeloid leukemia, NOS	9	8	17
98663	Acute promyelocytic leukemia	2	2	4
98673	Acute myelomonocytic leukemia	6	4	10
98723	Acute myeloid leukemia, minimal differentiation	2	2	4
98733	Acute myeloid leukemia without maturation	1	0	1
98743	Acute myeloid leukemia with maturation	1	2	3
98913	Acute monocytic leukemia	2	3	5
98953	Acute myeloid leukemia with multilineage dysplasia	3	2	5
98963	Acute myeloid leukemia, t(8;21)(q22;q22)	0	1	1
99103	Acute megakaryoblastic leukemia	1	0	1
99303	Myeloid sarcoma	1	0	1
99453	Chronic myelomonocytic leukemia, NOS	2	0	2
99503	Polycythemia vera	6	5	11
99843	Refractory anemia with excess blasts in transformation	1	0	1
99893	Myelodysplastic syndrome, NOS	1	1	2

TABLE VI : PATHOLOGY ACCORDING TO SITE (cont.)

		No. of Cases		
		MALE	FEMALE	TOTAL
C44	MALIGNANT NEOPLASM OF SKIN	65	94	159
80513	Verrucous carcinoma, NOS	0	1	1
80703	Squamous cell carcinoma, NOS	24	15	39
80763	Squamous cell carcinoma, microinvasive	1	1	2
80903	Basal cell carcinoma, NOS	8	11	19
80923	Infiltrating basal cell carcinoma, NOS	3	4	7
80973	Basal cell carcinoma, nodular	13	32	45
81023	Tricholemmocarcinoma	1	0	1
82003	Adenoid cystic carcinoma	0	2	2
83903	Skin appendage carcinoma	0	1	1
84023	Nodular hidradenoma, malignant	0	1	1
84103	Sebaceous adenocarcinoma	0	2	2
85003	Infiltrating duct carcinoma, NOS	1	1	2
85423	Paget's disease, extramammary	1	0	1
87203	Malignant melanoma, NOS	0	4	4
87213	Nodular melanoma	3	3	6
87423	Lentigo maligna melanoma	1	0	1
87443	Acral lentiginous melanoma, malignant	1	3	4
88013	Spindle cell sarcoma	0	1	1
88323	Dermatofibrosarcoma, NOS	1	3	4
95903	Malignant lymphoma, NOS	0	1	1
96803	Malignant lymphoma, large B-cell, diffuse, NOS	1	3	4
97003	Mycosis fungoides	3	3	6
97023	Mature T-cell lymphoma, NOS	1	1	2
97083	Subcutaneous panniculitis-like-T-cell lymphoma	2	0	2
97513	Langerhans cell histiocytosis	0	1	1
C47	MALIGNANT NEOPLASM OF PERIPHERAL NERVE AND AUTONOMIC NERVOUS SYSTEM	8	6	14
95003	Neuroblastoma, NOS	2	0	2
95403	Neurofibrosarcoma	6	5	11
95613	Malignant peripheral nerve sheath tumor with rhabdomyoblastic differentiation	0	1	1
C48	MALIGNANT NEOPLASM OF RETROPERITONIUM AND PERITONIUM	5	13	18
81403	Adenocarcinoma, NOS	1	6	7
84413	Serous cystadenocarcinoma, NOS	0	4	4
84903	Signet ring cell carcinoma	0	1	1
88003	Sarcoma, NOS	1	0	1
88033	Small cell sarcoma	0	1	1
88513	Liposarcoma, well differentiated	1	0	1
88553	Mixed liposarcoma	1	0	1
88903	Leiomyosarcoma, NOS	0	1	1
96803	Malignant lymphoma, large B-cell, diffuse, NOS	1	0	1

TABLE VI : PATHOLOGY ACCORDING TO SITE (cont.)

C49		No. of Cases		
		MALE	FEMALE	TOTAL
	MALIG NEOPLASM OF OTHER CONECTIVE TISSUE AND SOFT TISSUE	36	31	67
86203	Granulosa cell tumor, malignant	0	1	1
88003	Sarcoma, NOS	2	1	3
88013	Spindle cell sarcoma	4	7	11
88023	Giant cell sarcoma	2	1	3
88103	Fibrosarcoma, NOS	1	0	1
88113	Fibromyxosarcoma	1	1	2
88303	Malignant fibrous histiocytoma	0	5	5
88323	Dermatofibrosarcoma, NOS	2	1	3
88503	Liposarcoma, NOS	3	0	3
88513	Liposarcoma, well differentiated	1	2	3
88523	Myxoid liposarcoma	4	1	5
88583	Dedifferentiated liposarcoma	2	1	3
88903	Leiomyosarcoma, NOS	0	3	3
89003	Rhabdomyosarcoma, NOS	1	0	1
89013	Pleomorphic rhabdomyosarcoma, adult type	1	0	1
89103	Embryonal rhabdomyosarcoma, NOS	0	1	1
89903	Mesenchymoma, malignant	1	0	1
90413	Synovial sarcoma, spindle cell	2	0	2
90803	Teratoma, malignant, NOS	1	1	2
91203	Hemangiosarcoma	2	1	3
92203	Chondrosarcoma, NOS	1	0	1
92313	Myxoid chondrosarcoma	0	1	1
92603	Ewing sarcoma	0	1	1
96803	Malignant lymphoma, large B-cell, diffuse, NOS	4	2	6
96873	Burkitt lymphoma, NOS	1	0	1

TABLE VI : PATHOLOGY ACCORDING TO SITE (cont.)

		No. of Cases		
		MALE	FEMALE	TOTAL
C50	MALIGNANT NEOPLASM OF BREAST	4	816	820
81403	Adenocarcinoma, NOS	0	3	3
82012	Cribriiform carcinoma in situ	0	2	2
82013	Cribriiform carcinoma, NOS	0	2	2
82302	Ductal carcinoma in situ, solid type	0	4	4
83433	Papillary carcinoma, encapsulated	0	1	1
84803	Mucinous adenocarcinoma	0	10	10
85002	Intraductal carcinoma, noninfiltrating, NOS	0	43	43
85003	Infiltrating duct carcinoma, NOS	1	651	652
85012	Comedocarcinoma, noninfiltrating	0	2	2
85023	Secretory carcinoma of breast	0	1	1
85032	Noninfiltrating intraductal papillary adenocarcinoma	1	6	7
85033	Intraductal papillary adenocarcinoma with invasion	0	14	14
85202	Lobular carcinoma in situ. NOS	0	7	7
85203	Lobular carcinoma, NOS	0	28	28
85223	Infiltrating duct and lobular carcinoma	0	4	4
85232	Intraductal carcinoma mixed with other types of in situ carcinoma	0	23	23
85233	Infiltrating duct mixed with other types of carcinoma	1	7	8
85243	Infiltrating lobular mixed with other types of carcinoma	0	1	1
85433	Paget's disease and intraductal carcinoma of breast	0	1	1
85753	Metaplastic carcinoma, NOS	0	2	2
88523	Myxoid liposarcoma	0	1	1
90203	Phyllodes tumor, malignant	0	1	1
96803	Malignant lymphoma, large B-cell, diffuse, NOS	1	1	2
98603	Myeloid leukemia, NOS	0	1	1
C51	MALIGNANT NEOPLASM OF VULVA	0	9	9
80103	Carcinoma, NOS	0	1	1
80513	Verrucous carcinoma, NOS	0	1	1
80703	Squamous cell carcinoma, NOS	0	3	3
85423	Paget's disease, extramammary	0	2	2
87213	Nodular melanoma	0	1	1
88323	Dermatofibrosarcoma, NOS	0	1	1
C52	MALIGNANT NEOPLASM OF VAGINA	0	11	11
80703	Squamous cell carcinoma, NOS	0	5	5
81403	Adenocarcinoma, NOS	0	3	3
83803	Endometrioid adenocarcinoma, NOS	0	1	1
84413	Serous cystadenocarcinoma, NOS	0	1	1
87203	Malignant melanoma, NOS	0	1	1

TABLE VI : PATHOLOGY ACCORDING TO SITE (cont.)

		No. of Cases		
		MALE	FEMALE	TOTAL
C53	MALIGNANT NEOPLASM OF CERVIX	0	231	231
80103	Carcinoma, NOS	0	2	2
80413	Small cell carcinoma, NOS	0	3	3
80503	Papillary carcinoma, NOS	0	1	1
80523	Papillary squamous cell carcinoma	0	3	3
80702	Squamous cell carcinoma in situ, NOS	0	1	1
80703	Squamous cell carcinoma, NOS	0	79	79
80713	Squamous cell carcinoma, keratinizing, NOS	0	24	24
80723	Squamous cell carcinoma, large cell, nonkeratinizing	0	39	39
80743	Squamous cell carcinoma, spindle cell	0	1	1
80763	Squamous cell carcinoma, microinvasive	0	5	5
81403	Adenocarcinoma, NOS	0	42	42
83103	Clear cell adenocarcinoma, NOS	0	3	3
83233	Mixed cell adenocarcinoma	0	3	3
83803	Endometrioid adenocarcinoma, NOS	0	1	1
83843	Adenocarcinoma, endocervical type	0	7	7
84603	Papillary serous cystadenocarcinoma	0	1	1
84803	Mucinous adenocarcinoma	0	2	2
85603	Adenosquamous carcinoma	0	11	11
85743	Adenocarcinoma with neuroendocrine differentiation	0	1	1
89333	Adenosarcoma	0	1	1
96803	Malignant lymphoma, large B-cell, diffuse, NOS	0	1	1
C54-C55	MALIGNANT NEOPLASM OF CORPUS UTERI AND UTERUS PART UNSPECIFIED	0	180	180
80103	Carcinoma, NOS	0	1	1
80413	Small cell carcinoma, NOS	0	1	1
81403	Adenocarcinoma, NOS	0	4	4
83103	Clear cell adenocarcinoma, NOS	0	1	1
83233	Mixed cell adenocarcinoma	0	16	16
83803	Endometrioid adenocarcinoma, NOS	0	127	127
83823	Endometrioid adenocarcinoma, secretory variant	0	1	1
84413	Serous cystadenocarcinoma, NOS	0	14	14
84803	Mucinous adenocarcinoma	0	1	1
85603	Adenosquamous carcinoma	0	1	1
88903	Leiomyosarcoma, NOS	0	2	2
88913	Epithelioid leiomyosarcoma	0	2	2
89303	Endometrial stromal sarcoma	0	2	2
89503	Mullerian mixed tumor	0	3	3
89803	Carcinosarcoma, NOS	0	4	4

TABLE VI : PATHOLOGY ACCORDING TO SITE (cont.)

		No. of Cases		
		MALE	FEMALE	TOTAL
C56	MALIGNANT NEOPLASM OF OVARY	0	103	103
	80103 Carcinoma, NOS	0	2	2
	80213 Carcinoma, anaplastic, NOS	0	1	1
	80713 Squamous cell carcinoma, keratinizing, NOS	0	1	1
	81403 Adenocarcinoma, NOS	0	9	9
	82603 Papillary adenocarcinoma, NOS	0	1	1
	83103 Clear cell adenocarcinoma, NOS	0	29	29
	83233 Mixed cell adenocarcinoma	0	2	2
	83803 Endometrioid adenocarcinoma, NOS	0	12	12
	84403 Cystadenocarcinoma, NOS	0	1	1
	84413 Serous cystadenocarcinoma, NOS	0	27	27
	84503 Papillary cystadenocarcinoma, NOS	0	1	1
	84603 Papillary serous cystadenocarcinoma	0	1	1
	84613 Serous surface papillary carcinoma	0	1	1
	84703 Mucinous cystadenocarcinoma, NOS	0	3	3
	84803 Mucinous adenocarcinoma	0	5	5
	88903 Leiomyosarcoma, NOS	0	1	1
	90603 Dysgerminoma	0	3	3
	90713 Yolk sac tumor	0	1	1
	90803 Teratoma, malignant, NOS	0	2	2
C57	OTHER AND UNSPECIFIED FEMALE GENITAL ORGANS	0	3	3
	84413 Serous cystadenocarcinoma, NOS	0	3	3
C58	MALIGNANT NEOPLASM OF PLACENTA	0	4	4
	91003 Choriocarcinoma, NOS	0	4	4
C60	MALIGNANT NEOPLASM OF PENIS	7	0	7
	80703 Squamous cell carcinoma, NOS	6	0	6
	88903 Leiomyosarcoma, NOS	1	0	1
C61	MALIGNANT NEOPLASM OF PROSTATE	334	0	334
	80103 Carcinoma, NOS	1	0	1
	81403 Adenocarcinoma, NOS	333	0	333
C62	MALIGNANT NEOPLASM OF TESTIS	6	0	6
	88003 Sarcoma, NOS	1	0	1
	88903 Leiomyosarcoma, NOS	1	0	1
	90613 Seminoma, NOS	1	0	1
	90643 Germinoma	1	0	1
	96803 Malignant lymphoma, large B-cell, diffuse, NOS	2	0	2

TABLE VI : PATHOLOGY ACCORDING TO SITE (cont.)

		No. of Cases		
		MALE	FEMALE	TOTAL
C64	MALIGNANT NEOPLASM OF KIDNEY	35	16	51
	80103 Carcinoma, NOS	2	0	2
	81203 Transitional cell carcinoma, NOS	7	4	11
	82103 Adenocarcinoma in adenomatous polyp	0	1	1
	82603 Papillary adenocarcinoma, NOS	1	1	2
	83103 Clear cell adenocarcinoma, NOS	18	8	26
	83123 Renal cell carcinoma, NOS	6	0	6
	88583 Dedifferentiated liposarcoma	1	0	1
	88903 Leiomyosarcoma, NOS	0	1	1
	89603 Nephroblastome, NOS	0	1	1
C65	MALIGNANT NEOPLASM OF RENAL PELVIS	7	8	15
	81203 Transitional cell carcinoma, NOS	5	8	13
	83103 Clear cell adenocarcinoma, NOS	2	0	2
C66	MALIGNANT NEOPLASM OF URETER	4	7	11
	81203 Transitional cell carcinoma, NOS	4	6	10
	81303 Papillary transitional cell carcinoma	0	1	1
C67-C68	MALIGNANT NEOPLASM OF BLADDER AND OF OTHER AND UNSPECIFIED PART OF URINARY ORGANS	78	20	98
	80703 Squamous cell carcinoma, NOS	2	0	2
	81203 Transitional cell carcinoma, NOS	67	17	84
	81223 Transitional cell carcinoma, spindle cell	2	0	2
	81302 Papillary transitional cell carcinoma, non invasive	1	0	1
	81303 Papillary transitional cell carcinoma	3	0	3
	81403 Adenocarcinoma, NOS	2	2	4
	96703 Malignant lymphoma, small B lymphocytic, NOS	0	1	1
	96803 Malignant lymphoma, large B-cell, diffuse, NOS	1	0	1
C69	MALIGNANT NEOPLASM OF EYE AND ADNEXA	19	13	32
	80703 Squamous cell carcinoma, NOS	2	1	3
	87203 Malignant melanoma, NOS	1	0	1
	95103 Retinoblastoma, NOS	7	5	12
	95113 Retinoblastoma, differentiated	1	0	1
	96703 Malignant lymphoma, small B lymphocytic, NOS	0	1	1
	96803 Malignant lymphoma, large B-cell, diffuse, NOS	1	1	2
	96993 Marginal zone B-cell lymphoma, NOS	5	4	9
	97193 NK/T-cell lymphoma, nasal and nasal-type	1	0	1
	97513 Langerhans cell histiocytosis	0	1	1
	98233 B-cell chronic lymphocytic leukemia/small lymphocytic lymphoma	1	0	1

TABLE VI : PATHOLOGY ACCORDING TO SITE (cont.)

		No. of Cases		
		MALE	FEMALE	TOTAL
C71	MALIGNANT NEOPLASM OF BRAIN	49	28	77
90643	Germinoma	2	0	2
90803	Teratoma, malignant, NOS	0	1	1
90853	Mixed germ cell tumor	2	0	2
93803	Glioma, malignant	1	3	4
93823	Mixed glioma	1	3	4
93903	Choroid plexus carcinoma	0	1	1
94003	Astrocytoma, NOS	7	3	10
94013	Astrocytoma, anaplastic	2	0	2
94113	Gemistocytic astrocytoma	0	1	1
94213	Pilocytic astrocytoma	1	0	1
94403	Glioblastoma, NOS	26	10	36
94513	Oligodendroglioma, anaplastic	3	0	3
94603	Oligodendroblastoma	0	1	1
94723	Medullomyoblastoma	1	0	1
95303	Meningioma, malignant	0	1	1
96803	Malignant lymphoma, large B-cell, diffuse, NOS	3	4	7
C72	MALIGNANT NEOPLASM OF SPINAL CORD, CRANIAL	6	5	11
90643	Germinoma	1	1	2
93803	Glioma, malignant	0	1	1
95903	Malignant lymphoma, NOS	0	1	1
96803	Malignant lymphoma, large B-cell, diffuse, NOS	5	2	7
C73	MALIGNANT NEOPLASM OF THYROID	39	168	207
80103	Carcinoma, NOS	1	1	2
80213	Carcinoma, anaplastic, NOS	1	1	2
82603	Papillary adenocarcinoma, NOS	26	105	131
83303	Follicular adenocarcinoma, NOS	2	13	15
83353	Follicular carcinoma, minimally invasive	0	6	6
83373	Insular carcinoma	0	1	1
83403	Papillary carcinoma, follicular variant	4	12	16
83413	Papillary microcarcinoma	3	22	25
83443	Papillary carcinoma, columnar cell	0	1	1
85103	Medullary carcinoma, NOS	0	5	5
96803	Malignant lymphoma, large B-cell, diffuse, NOS	2	1	3
C74	MALIGNANT NEOPLASM OF ADRENAL GLAND	1	3	4
83703	Adrenal cortical carcinoma	0	1	1
87003	Pheochromocytoma, malignant	1	0	1
95003	Neuroblastoma, NOS	0	2	2

TABLE VI : PATHOLOGY ACCORDING TO SITE (cont.)

		No. of Cases		
		MALE	FEMALE	TOTAL
C75	MALIGNANT NEOPLASM OF OTHER ENDOCRINE GLANDS AND RELATE STRUCTURES	5	1	6
	90643 Germinoma	4	0	4
	90853 Mixed germ cell tumor	1	0	1
	96803 Malignant lymphoma, large B-cell, diffuse, NOS	0	1	1
C76,C80	MALIGNANT NEOPLASM WITHOUT SPECIFIED SITE AND METASTATIC MALIGNANCY IN VARIOUS SITES	44	35	79
	80103 Carcinoma, NOS	12	4	16
	80123 Large cell carcinoma, NOS	1	0	1
	80703 Squamous cell carcinoma, NOS	11	2	13
	81403 Adenocarcinoma, NOS	14	19	33
	82463 Neuroendocrine carcinoma, NOS	2	2	4
	84803 Mucinous adenocarcinoma	0	3	3
	85603 Adenosquamous carcinoma	0	1	1
	87203 Malignant melanoma, NOS	0	1	1
	89913 Embryonal sarcoma	0	1	1
	90603 Dysgerminoma	0	1	1
	90643 Germinoma	1	0	1
	96993 Marginal zone B-cell lymphoma, NOS	1	1	2
	97023 Mature T-cell lymphoma, NOS	1	0	1
	97143 Anaplastic large cell lymphoma, T cell and null cell type	1	0	1

TABLE VI : PATHOLOGY ACCORDING TO SITE (cont.)

		No. of Cases		TOTAL
		MALE	FEMALE	
C77	MALIGNANT LYMPHOMAS	61	58	119
	80103 Carcinoma, NOS	0	1	1
	80703 Squamous cell carcinoma, NOS	0	1	1
	80713 Squamous cell carcinoma, keratinizing, NOS	1	0	1
	82603 Papillary adenocarcinoma, NOS	0	1	1
	84093 Eccrine poroma, malignant	1	0	1
	95903 Malignant lymphoma, NOS	0	2	2
	95913 Malignant lymphoma, non-Hodgkin, NOS	2	1	3
	96503 Hodgkin lymphoma, NOS	3	2	5
	96523 Hodgkin lymphoma, mixed cellularity, NOS	2	3	5
	96533 Hodgkin lymphoma, lymphocytic depletion, NOS	1	0	1
	96593 Hodgkin lymphoma, lymphocytic predominance, nodular	0	1	1
	96633 Hodgkin lymphoma, nodular sclerosis, NOS	3	1	4
	96643 Hodgkin lymphoma, nodular sclerosis, cellular phase	2	0	2
	96703 Malignant lymphoma, small B lymphocytic, NOS	2	1	3
	96733 Mantle cell lymphoma	1	0	1
	96753 Malignant lymphoma, mixed small and large cell, diffuse	2	0	2
	96803 Malignant lymphoma, large B-cell, diffuse, NOS	28	22	50
	96873 Burkitt lymphoma, NOS	1	0	1
	96903 Follicular lymphoma, NOS	1	1	2
	96953 Follicular lymphoma, grade 1	1	4	5
	96983 Follicular lymphoma, grade 3	0	4	4
	96993 Marginal zone B-cell lymphoma, NOS	3	4	7
	97023 Mature T-cell lymphoma, NOS	1	1	2
	97053 Angioimmunoblastic T-cell lymphoma	4	1	5
	97143 Anaplastic large cell lymphoma, T cell and null cell type	1	4	5
	97193 NK/T-cell lymphoma, nasal and nasal-type	0	1	1
	98233 B-cell chronic lymphocytic leukemia/small lymphocytic lymphoma	1	1	2
	98273 Adult T-cell leukemia/lymphoma (HTLV-1 positive)	0	1	1
Z850	PERSONAL HISTORY OF MALIGNANT NEOPLASM OF DIGESTIVE ORGANS	2	1	3
	81403 Adenocarcinoma, NOS	2	1	3
Z858	PERSONAL HISTORY OF MALIGNANT NEOPLASM OF OTHER ORGANS AND SYSTEMS	0	2	2
	80703 Squamous cell carcinoma, NOS	0	1	1
	89003 Rhabdomyosarcoma, NOS	0	1	1

TABLE VII: PRIMARY SITE IN CHILDHOOD BY AGE GROUP

CODE		AGE GROUP								
		No. of cases			0 - 4		5 - 10		10 - 15	
		TOTAL	M	F	M	F	M	F	M	F
TOTAL		90	49	41	22	20	10	9	17	12
C11,C30-C32	EAR, NOSE, THROAT	1	1	0	0	0	0	0	1	0
C22-C25	LIVER	2	1	1	1	0	0	0	0	1
C38	HEART, MEDIASTINUM, AND PLEURA	1	1	0	0	0	0	0	1	0
C40-C41,C49	BONE	14	7	7	1	2	1	1	5	4
C42	HEMATOPOIETIC	24	16	8	8	4	4	3	4	1
C44	SKIN	3	1	2	0	2	1	0	0	0
C47	NEURO	3	3	0	1	0	1	0	1	0
C56	OVARY	2	0	2	0	1	0	0	0	1
C60,C62-C63	MALE GENITAL ORGANS	1	1	0	0	0	0	0	1	0
C64-C68	URO	1	0	1	0	0	0	1	0	0
C69	EYE	14	8	6	8	5	0	1	0	0
C70-C72	NEURO	16	8	8	2	3	3	2	3	3
C73-C75	THYROID	6	2	4	1	2	0	1	1	1
C76	OTHER AND ILL-DEFINED PRIMARY SITE	1	0	1	0	0	0	0	0	1
C77	LYMPH NODES	1	0	1	0	1	0	0	0	0

TABLE VIII : LYMPHOMA PATHOLOGY ACCORDING TO SITE

CODE	SITE	No. of Cases		
		MALE	FEMALE	TOTAL
	NODAL LYMPHOMA AND EXTRANODAL LYMPHOMA	127	111	238
	NODAL LYMPHOMA	58	53	111
C770	Lymph Nodes: HeadFaceNeck	34	31	65
	95903 Malignant lymphoma, NOS	0	1	1
	95913 Malignant lymphoma, non-Hodgkin, NOS	1	1	2
	96503 Hodgkin lymphoma, NOS	3	2	5
	96523 Hodgkin lymphoma, mixed cellularity, NOS	2	2	4
	96533 Hodgkin lymphoma, lymphocytic depletion, NOS	1	0	1
	96633 Hodgkin lymphoma, nodular sclerosis, NOS	3	1	4
	96643 Hodgkin lymphoma, nodular sclerosis, cellular phase	1	0	1
	96703 Malignant lymphoma, small B lymphocytic, NOS	0	1	1
	96803 Malignant lymphoma, large B-cell, diffuse, NOS	15	15	30
	96873 Burkitt lymphoma, NOS	1	0	1
	96903 Follicular lymphoma, NOS	1	1	2
	96983 Follicular lymphoma, grade 3	0	1	1
	96993 Marginal zone B-cell lymphoma, NOS	2	3	5
	97023 Mature T-cell lymphoma, NOS	1	0	1
	97053 Angioimmunoblastic T-cell lymphoma	2	0	2
	97143 Anaplastic large cell lymphoma, T cell and null cell type	1	3	4
C771	Intrathoracic Lymph Nodes	1	3	4
	96803 Malignant lymphoma, large B-cell, diffuse, NOS	0	3	3
	96993 Marginal zone B-cell lymphoma, NOS	1	0	1
C772	Intra-abdominal LymphNodes	10	1	11
	95903 Malignant lymphoma, NOS	0	1	1
	95913 Malignant lymphoma, non-Hodgkin, NOS	1	0	1
	96703 Malignant lymphoma, small B lymphocytic, NOS	1	0	1
	96733 Mantle cell lymphoma	1	0	1
	96753 Malignant lymphoma, mixed small and large cell, diffuse	1	0	1
	96803 Malignant lymphoma, large B-cell, diffuse, NOS	5	0	5
	97053 Angioimmunoblastic T-cell lymphoma	1	0	1
C773	Lymph Nodes of axilla or arm	4	6	10
	96593 Hodgkin lymphoma, lymphocytic predominance, nodular	0	1	1
	96803 Malignant lymphoma, large B-cell, diffuse, NOS	2	2	4
	96953 Follicular lymphoma, grade 1	1	1	2
	96993 Marginal zone B-cell lymphoma, NOS	0	1	1
	97023 Mature T-cell lymphoma, NOS	0	1	1
	97053 Angioimmunoblastic T-cell lymphoma	1	0	1

TABLE VIII : LYMPHOMA PATHOLOGY ACCORDING TO SITE (cont.)

CODE	SITE	No. of Cases		
		MALE	FEMALE	TOTAL
C774	Lymph Nodes: Leg	6	9	15
96643	Hodgkin lymphoma, nodular sclerosis, cellular phase	1	0	1
96753	Malignant lymphoma, mixed small and large cell, diffuse	1	0	1
96803	Malignant lymphoma, large B-cell, diffuse, NOS	4	2	6
96953	Follicular lymphoma, grade 1	0	3	3
96983	Follicular lymphoma, grade 3	0	2	2
97053	Angioimmunoblastic T-cell lymphoma	0	1	1
97143	Anaplastic large cell lymphoma, T cell and null cell type	0	1	1
C775	Pelvic Lymph Nodes	2	1	3
96703	Malignant lymphoma, small B lymphocytic, NOS	1	0	1
96803	Malignant lymphoma, large B-cell, diffuse, NOS	1	0	1
97193	NK/T-cell lymphoma, nasal and nasal-type	0	1	1
C778	Lymph Nodes: multiple region	0	2	2
96523	Hodgkin lymphoma, mixed cellularity, NOS	0	1	1
96983	Follicular lymphoma, grade 3	0	1	1
C779	Lymph Node NOS	1	0	1
96803	Malignant lymphoma, large B-cell, diffuse, NOS	1	0	1

TABLE VIII : LYMPHOMA PATHOLOGY ACCORDING TO SITE (cont.)

CODE	SITE	No. of Cases		
		MALE	FEMALE	TOTAL
	EXTRANODAL LYMPHOMA	69	58	127
C019	Tongue: Base NOS	0	1	1
	96803 Malignant lymphoma, large B-cell, diffuse, NOS	0	1	1
C023	Tongue: Anterior NOS	0	1	1
	96803 Malignant lymphoma, large B-cell, diffuse, NOS	0	1	1
C030	Gum: Upper	1	0	1
	96803 Malignant lymphoma, large B-cell, diffuse, NOS	1	0	1
C051	Soft Palate NOS	1	0	1
	96803 Malignant lymphoma, large B-cell, diffuse, NOS	1	0	1
C060	Cheek Mucosa	1	0	1
	96713 Malignant lymphoma, lymphoplasmacytic	1	0	1
C069	Mouth NOS	0	1	1
	96993 Marginal zone B-cell lymphoma, NOS	0	1	1
C079	Parotid Gland	0	1	1
	96953 Follicular lymphoma, grade 1	0	1	1
C099	Tonsil NOS	3	6	9
	96803 Malignant lymphoma, large B-cell, diffuse, NOS	2	6	8
	96993 Marginal zone B-cell lymphoma, NOS	1	0	1
C119	Nasopharynx NOS	4	4	8
	96803 Malignant lymphoma, large B-cell, diffuse, NOS	1	3	4
	96993 Marginal zone B-cell lymphoma, NOS	2	0	2
	97143 Anaplastic large cell lymphoma, T cell and null cell type	0	1	1
	97193 NK/T-cell lymphoma, nasal and nasal-type	1	0	1
C161	Stomach: Fundus	0	1	1
	96803 Malignant lymphoma, large B-cell, diffuse, NOS	0	1	1
C166	Stomach: Great Curv	1	0	1
	96993 Marginal zone B-cell lymphoma, NOS	1	0	1
C169	Stomach, NOS	4	2	6
	96803 Malignant lymphoma, large B-cell, diffuse, NOS	2	2	4
	96873 Burkitt lymphoma, NOS	1	0	1
	96993 Marginal zone B-cell lymphoma, NOS	1	0	1

TABLE VIII : LYMPHOMA PATHOLOGY ACCORDING TO SITE (cont.)

CODE	SITE	No. of Cases		
		MALE	FEMALE	TOTAL
C172	Ileum	1	1	2
	96803 Malignant lymphoma, large B-cell, diffuse, NOS	0	1	1
	96903 Follicular lymphoma, NOS	1	0	1
C180	Colon: Caecum	1	0	1
	96733 Mantle cell lymphoma	1	0	1
C182	Colon: Ascending	1	0	1
	96803 Malignant lymphoma, large B-cell, diffuse, NOS	1	0	1
C189	Colon NOS	0	2	2
	96803 Malignant lymphoma, large B-cell, diffuse, NOS	0	1	1
	96873 Burkitt lymphoma, NOS	0	1	1
C300	Nasal Cavity	4	3	7
	96803 Malignant lymphoma, large B-cell, diffuse, NOS	2	3	5
	97193 NK/T-cell lymphoma, nasal and nasal-type	2	0	2
C310	Maxillary Sinus	1	2	3
	96803 Malignant lymphoma, large B-cell, diffuse, NOS	0	2	2
	97193 NK/T-cell lymphoma, nasal and nasal-type	1	0	1
C343	Lung: Lower Lobe	1	0	1
	96803 Malignant lymphoma, large B-cell, diffuse, NOS	1	0	1
C349	Lung NOS	1	0	1
	96803 Malignant lymphoma, large B-cell, diffuse, NOS	1	0	1
C381	Mediastinum: Anterior	3	3	6
	96803 Malignant lymphoma, large B-cell, diffuse, NOS	3	3	6
C383	Mediastinum NOS	2	0	2
	96793 Mediastinal large B-cell lymphoma	1	0	1
	96803 Malignant lymphoma, large B-cell, diffuse, NOS	1	0	1
C414	Bone: Pelvic, Sacrum, Coccyx	1	0	1
	96803 Malignant lymphoma, large B-cell, diffuse, NOS	1	0	1
C421	Bone Marrow	0	1	1
	97023 Mature T-cell lymphoma, NOS	0	1	1
C422	Spleen	1	0	1
	96803 Malignant lymphoma, large B-cell, diffuse, NOS	1	0	1

TABLE VIII : LYMPHOMA PATHOLOGY ACCORDING TO SITE (cont.)

CODE	SITE	No. of Cases		
		MALE	FEMALE	TOTAL
C442	External Ear	1	0	1
	96803 Malignant lymphoma, large B-cell, diffuse, NOS	1	0	1
C445	Skin of Trunk	2	3	5
	95903 Malignant lymphoma, NOS	0	1	1
	96803 Malignant lymphoma, large B-cell, diffuse, NOS	0	1	1
	97003 Mycosis fungoides	1	0	1
	97023 Mature T-cell lymphoma, NOS	0	1	1
	97083 Subcutaneous panniculitis-like-T-cell lymphoma	1	0	1
C446	Skin of upper limb & shoulder	2	0	2
	97023 Mature T-cell lymphoma, NOS	1	0	1
	97083 Subcutaneous panniculitis-like-T-cell lymphoma	1	0	1
C447	Skin of lower limb and hip	2	3	5
	96803 Malignant lymphoma, large B-cell, diffuse, NOS	0	1	1
	97003 Mycosis fungoides	2	2	4
C449	Skin NOS	0	2	2
	96803 Malignant lymphoma, large B-cell, diffuse, NOS	0	1	1
	97003 Mycosis fungoides	0	1	1
C480	Retroperitoneum	1	0	1
	96803 Malignant lymphoma, large B-cell, diffuse, NOS	1	0	1
C490	Connective: Head, Face, Neck	2	0	2
	96803 Malignant lymphoma, large B-cell, diffuse, NOS	1	0	1
	96873 Burkitt lymphoma, NOS	1	0	1
C492	Connective: Lower limb & hip	0	1	1
	96803 Malignant lymphoma, large B-cell, diffuse, NOS	0	1	1
C493	Connective: Thorax	1	0	1
	96803 Malignant lymphoma, large B-cell, diffuse, NOS	1	0	1
C494	Connective: Abdomen	1	0	1
	96803 Malignant lymphoma, large B-cell, diffuse, NOS	1	0	1
C495	Connective: Pelvis	1	1	2
	96803 Malignant lymphoma, large B-cell, diffuse, NOS	1	1	2
C509	Breast NOS	1	1	2
	96803 Malignant lymphoma, large B-cell, diffuse, NOS	1	1	2

TABLE VIII : LYMPHOMA PATHOLOGY ACCORDING TO SITE (cont.)

CODE	SITE	No. of Cases		
		MALE	FEMALE	TOTAL
C539	Cervix uteri	0	1	1
	96803 Malignant lymphoma, large B-cell, diffuse, NOS	0	1	1
C629	Testis NOS	2	0	2
	96803 Malignant lymphoma, large B-cell, diffuse, NOS	2	0	2
C679	Bladder NOS	1	1	2
	96703 Malignant lymphoma, small B lymphocytic, NOS	0	1	1
	96803 Malignant lymphoma, large B-cell, diffuse, NOS	1	0	1
C695	Lacrimal Gland	3	1	4
	96803 Malignant lymphoma, large B-cell, diffuse, NOS	1	0	1
	96993 Marginal zone B-cell lymphoma, NOS	2	1	3
C696	Orbit NOS	4	2	6
	96703 Malignant lymphoma, small B lymphocytic, NOS	0	1	1
	96993 Marginal zone B-cell lymphoma, NOS	3	1	4
	97193 NK/T-cell lymphoma, nasal and nasal-type	1	0	1
C699	Eye NOS	0	3	3
	96803 Malignant lymphoma, large B-cell, diffuse, NOS	0	1	1
	96993 Marginal zone B-cell lymphoma, NOS	0	2	2
C710	Cerebrum	1	0	1
	96803 Malignant lymphoma, large B-cell, diffuse, NOS	1	0	1
C711	Frontal Lobe	0	1	1
	96803 Malignant lymphoma, large B-cell, diffuse, NOS	0	1	1
C712	Temporal Lobe	0	1	1
	96803 Malignant lymphoma, large B-cell, diffuse, NOS	0	1	1
C713	Parietal Lobe	1	1	2
	96803 Malignant lymphoma, large B-cell, diffuse, NOS	1	1	2
C716	Cerebellum NOS	0	1	1
	96803 Malignant lymphoma, large B-cell, diffuse, NOS	0	1	1
C719	Brain NOS	1	0	1
	96803 Malignant lymphoma, large B-cell, diffuse, NOS	1	0	1

TABLE VIII : LYMPHOMA PATHOLOGY ACCORDING TO SITE (cont.)

CODE	SITE	No. of Cases		
		MALE	FEMALE	TOTAL
C720	Spinal Cord	1	0	1
	96803 Malignant lymphoma, large B-cell, diffuse, NOS	1	0	1
C729	Nervous System NOS	4	3	7
	95903 Malignant lymphoma, NOS	0	1	1
	96803 Malignant lymphoma, large B-cell, diffuse, NOS	4	2	6
C739	Thyroid Gland	2	1	3
	96803 Malignant lymphoma, large B-cell, diffuse, NOS	2	1	3
C751	Pituitary Gland	0	1	1
	96803 Malignant lymphoma, large B-cell, diffuse, NOS	0	1	1
C809	Unknown Primary Site	3	1	4
	96993 Marginal zone B-cell lymphoma, NOS	1	1	2
	97023 Mature T-cell lymphoma, NOS	1	0	1
	97143 Anaplastic large cell lymphoma, T cell and null cell type	1	0	1

TABLE IX : MALIGNANT LYMPHOMA BY PATHOLOGY

CODE	SITE	No. of Cases		
		MALE	FEMALE	TOTAL
	GRAND TOTAL	127	111	238
MALIGNANT LYMPHOMA, NOS OR DIFFUSE		0	4	4
95903	Malignant lymphoma, NOS	0	4	4
HODGKINS DISEASE		11	7	18
96503	Hodgkin lymphoma, NOS	3	2	5
96523	Hodgkin lymphoma, mixed cellularity, NOS	2	3	5
96533	Hodgkin lymphoma, lymphocytic depletion, NOS	1	0	1
96593	Hodgkin lymphoma, lymphocytic predominance, nodular	0	1	1
96633	Hodgkin lymphoma, nodular sclerosis, NOS	3	1	4
96643	Hodgkin lymphoma, nodular sclerosis, cellular phase	2	0	2
NON-HODGKINS DISEASE		116	100	216
95913	Malignant lymphoma, non-Hodgkin, NOS	2	1	3
96703	Malignant lymphoma, small B lymphocytic, NOS	2	3	5
96713	Malignant lymphoma, lymphoplasmacytic	1	0	1
96733	Mantle cell lymphoma	2	0	2
96753	Malignant lymphoma, mixed small and large cell, diffuse	2	0	2
96793	Mediastinal large B-cell lymphoma	1	0	1
96803	Malignant lymphoma, large B-cell, diffuse, NOS	67	62	129
96873	Burkitt lymphoma, NOS	3	1	4
96903	Follicular lymphoma, NOS	2	1	3
96953	Follicular lymphoma, grade 1	1	5	6
96983	Follicular lymphoma, grade 3	0	4	4
96993	Marginal zone B-cell lymphoma, NOS	14	10	24
97003	Mycosis fungoides	3	3	6
97023	Mature T-cell lymphoma, NOS	3	3	6
97053	Angioimmunoblastic T-cell lymphoma	4	1	5
97083	Subcutaneous panniculitis-like-T-cell lymphoma	2	0	2
97143	Anaplastic large cell lymphoma, T cell and null cell type	2	5	7
97193	NK/T-cell lymphoma, nasal and nasal-type	5	1	6

TABLE X : LYMPHOMA INCIDENCE BY AGE GROUP

AGE	MALE		FEMALE		TOTAL	
	n	%	n	%	n	%
ALL AGE	127	100.00	111	100.00	238	100.00
1+	0	0.00	1	0.90	1	0.42
5+	1	0.79	0	0.00	1	0.42
15+	2	1.57	1	0.90	3	1.26
20+	5	3.94	8	7.21	13	5.46
25+	5	3.94	4	3.60	9	3.78
30+	6	4.72	1	0.90	7	2.94
35+	5	3.94	6	5.41	11	4.62
40+	3	2.36	8	7.21	11	4.62
45+	7	5.51	5	4.50	12	5.04
50+	9	7.09	9	8.11	18	7.56
55+	17	13.39	9	8.11	26	10.92
60+	15	11.81	15	13.51	30	12.61
65+	15	11.81	10	9.01	25	10.50
70+	14	11.02	11	9.91	25	10.50
75+	10	7.87	10	9.01	20	8.40
80+	8	6.30	5	4.50	13	5.46
85+	3	2.36	6	5.41	9	3.78
90+	2	1.57	1	0.90	3	1.26
95+	0	0.00	1	0.90	1	0.42

FIGURE X.I : LYMPHOMA INCIDENCE BY AGE GROUP

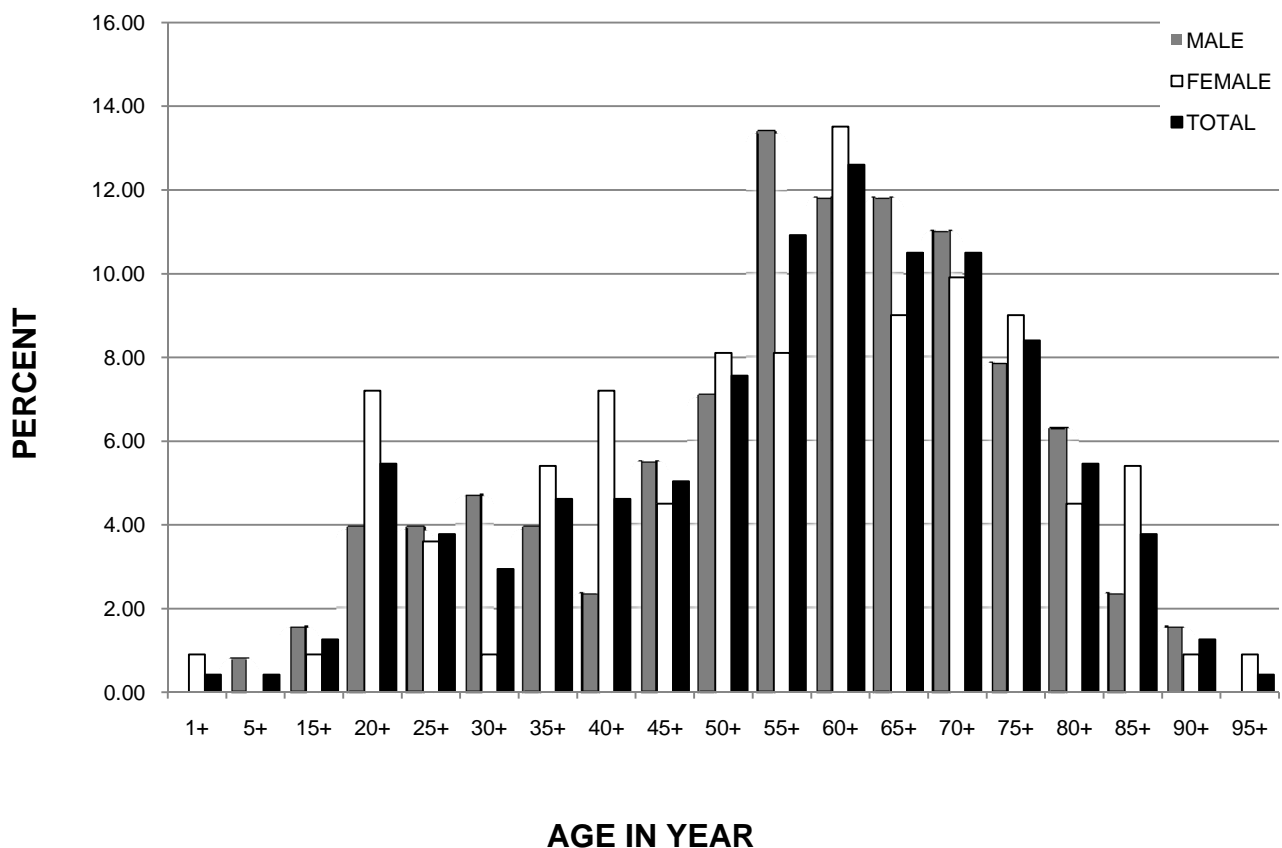


TABLE XI : LEADING CANCER

SITE	MALE	FEMALE	TOTAL	%
ALL SITE	2489	2899	5388	100.00
BREAST	4	816	820	15.22
LOWER GI	300	254	554	10.28
LIVER	356	159	515	9.56
LUNG	294	175	469	8.70
PROSTATE	338	0	338	6.27
ORAL CAVITY	198	67	265	4.92
CERVIX	0	231	231	4.29
THYROID	46	174	220	4.08
HEMATOPOIETIC	114	101	215	3.99
GYNE	0	210	210	3.90

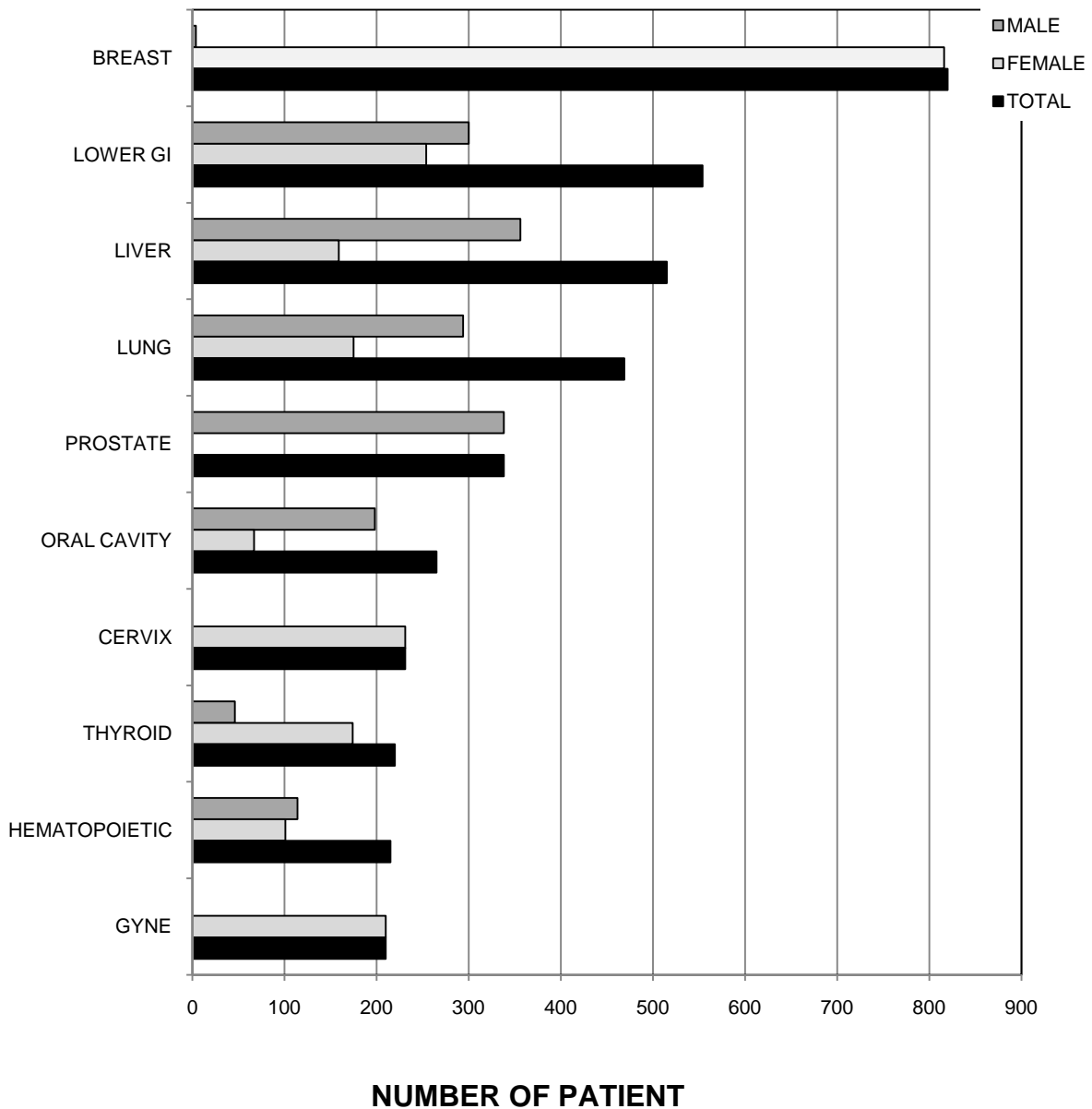
FIGURE XI.I : LEADING CANCER

TABLE XII : LEADING CANCER IN MALE

SITE	MALE	%
ALL SITE	2489	100.00
LIVER	356	14.30
PROSTATE	338	13.58
LOWER GI	300	12.05
LUNG	294	11.81
ORAL CAVITY	198	7.96
EAR, NOSE, THROAT	151	6.07
URO	129	5.18
UPPER GI	115	4.62
HEMATOPOIETIC	114	4.58
UNKNOWN PRIMARY	70	2.81

FIGURE XII.I : LEADING CANCER IN MALE

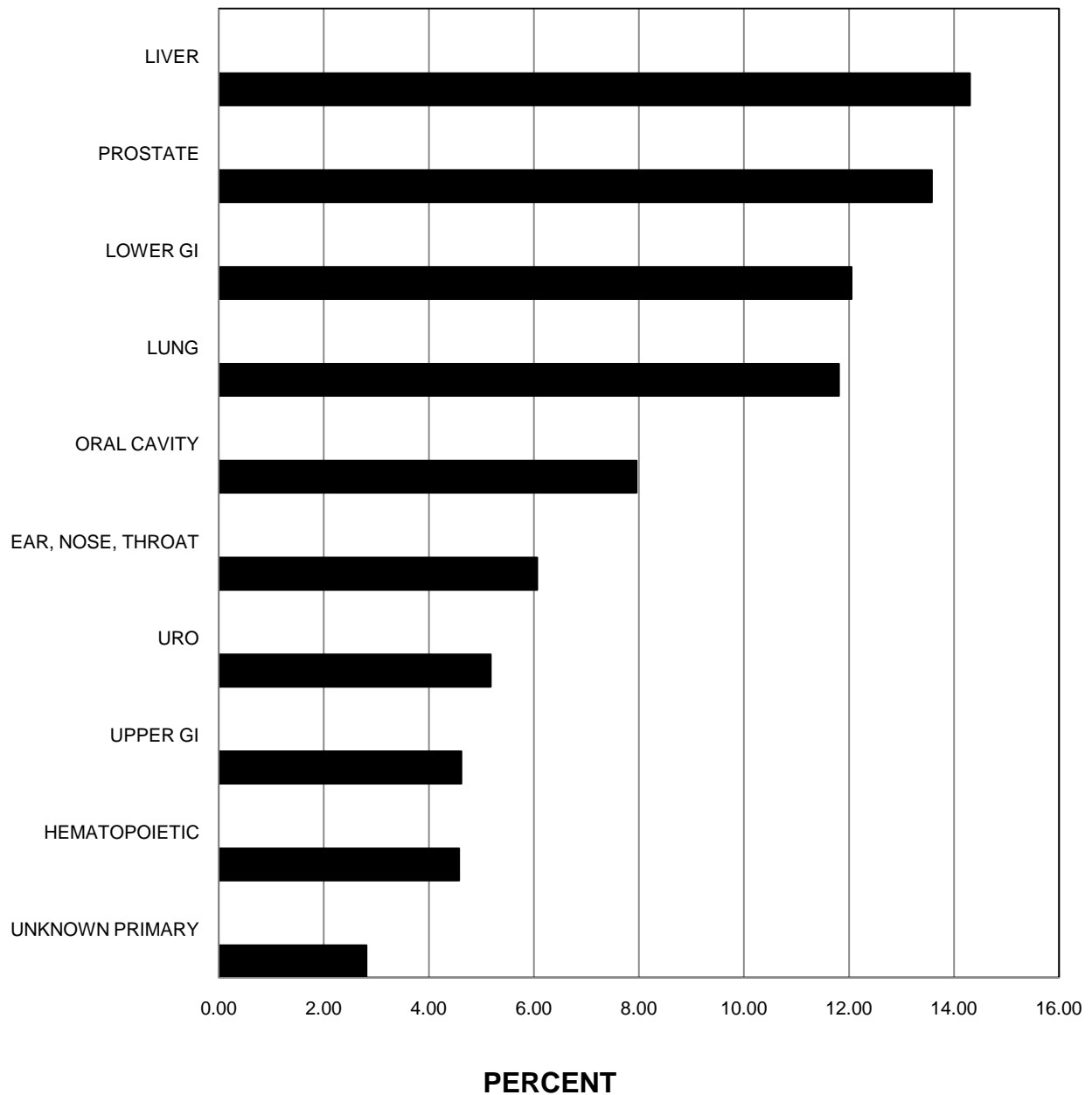


TABLE XIII : LEADING CANCER IN FEMALE

SITE	FEMALE	%
ALL SITE	2899	100.00
BREAST	816	28.15
LOWER GI	254	8.76
CERVIX	231	7.97
GYNE	210	7.24
LUNG	175	6.04
THYROID	174	6.00
LIVER	159	5.48
OVARY	104	3.59
HEMATOPOIETIC	101	3.48
SKIN	94	3.24

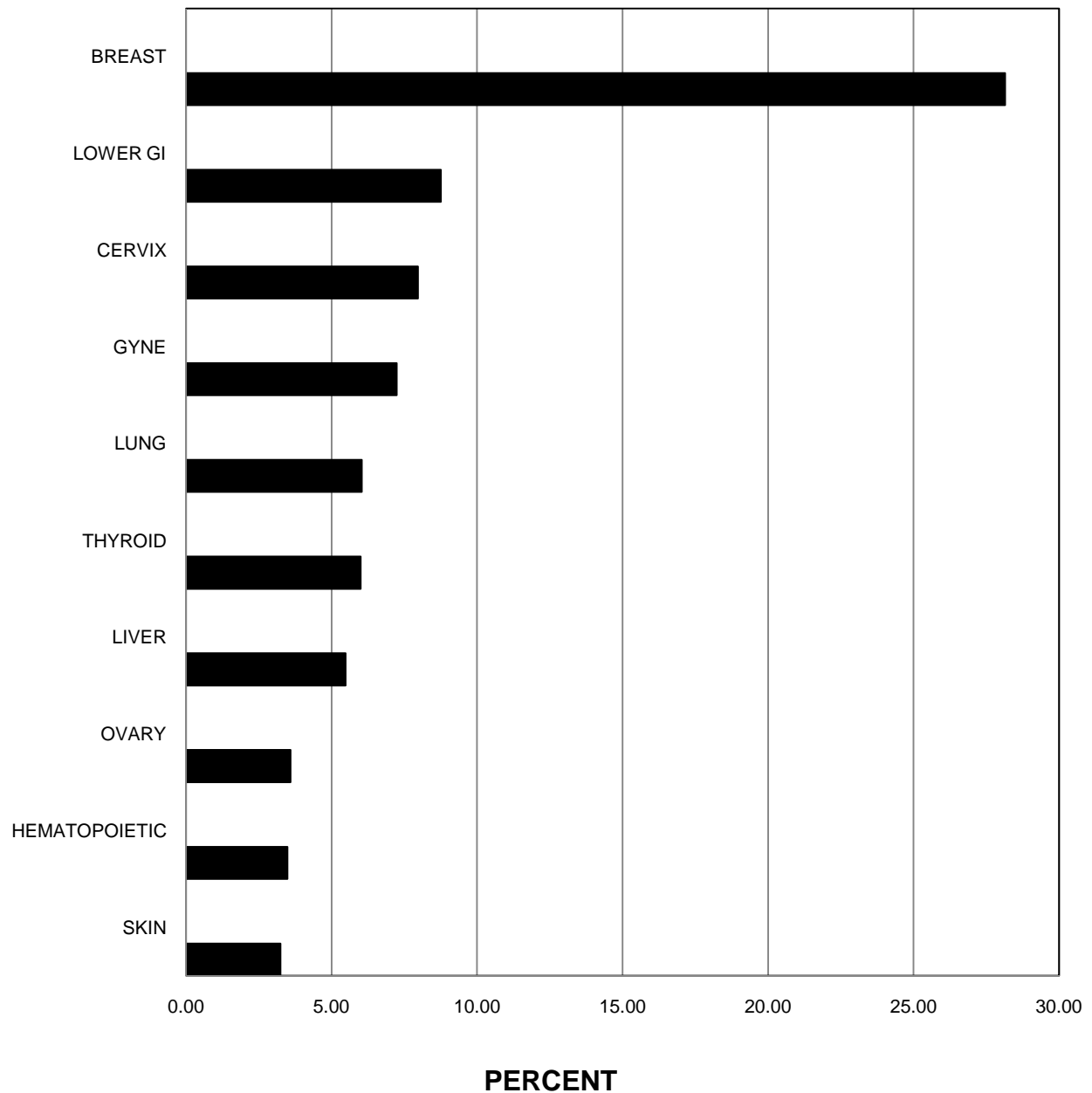
FIGURE XIII.I : LEADING CANCER IN FEMALE

TABLE XIV: 5 YEAR TRENDS OF INCIDENCE (2009 - 2013)

SITE	2013	2012	2011	2010	2009
ALL SITE (cases)	5388	6932	6253	7000	7208
BREAST (%)	15.22	14.31	14.63	12.93	13.51
LOWER GI	10.28	10.11	8.68	9.30	8.85
LIVER	9.56	10.53	10.28	9.51	10.06
LUNG	9.11	9.41	9.42	8.83	8.57
PROSTATE	6.27	6.10	5.90	6.87	6.96
ORAL CAVITY	4.92	4.83	4.65	4.96	4.15
CERVIX	4.29	3.27	4.19	4.76	5.90
THYROID	4.08	4.28	4.38	3.80	3.65
HEMATOPOIETIC	3.99	4.24	4.13	3.94	4.59
GYNE	3.90	3.36	3.05	3.31	3.09

FIGURE XIV : 5 YEAR TRENDS OF INCIDENCE (2009 - 2013)

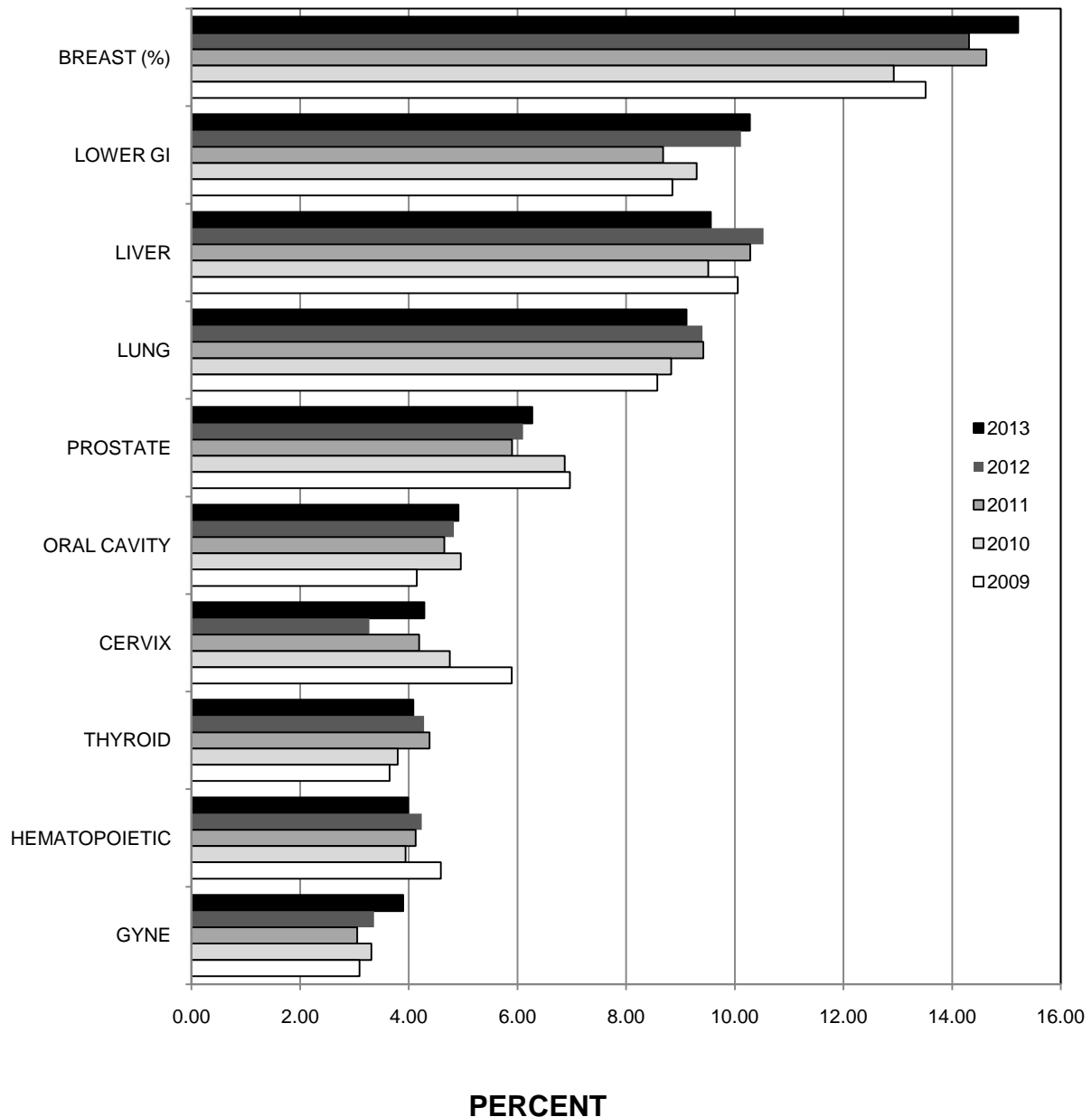


TABLE XV : CANCER BY OCCUPATION

OCCUPATION	NORTH	N-EAST	CENTRAL	SOUTH	TOTAL
NON-EMPLOYED	12	63	1490	75	1640
EMPLOYEES	6	26	958	34	1024
BUSINESS	6	32	738	49	825
GEVERNMENT SERVICE	6	42	566	33	647
NOT RECORD	3	6	449	20	478
PROFESSIONAL	1	44	282	53	380
OTHERS	3	12	209	22	246
FARMERS OR AGRICULTURE	1	12	79	19	111
PRIESTS	0	3	28	3	34
FOREIGNERS					3
TOTAL	38	240	4799	308	5388

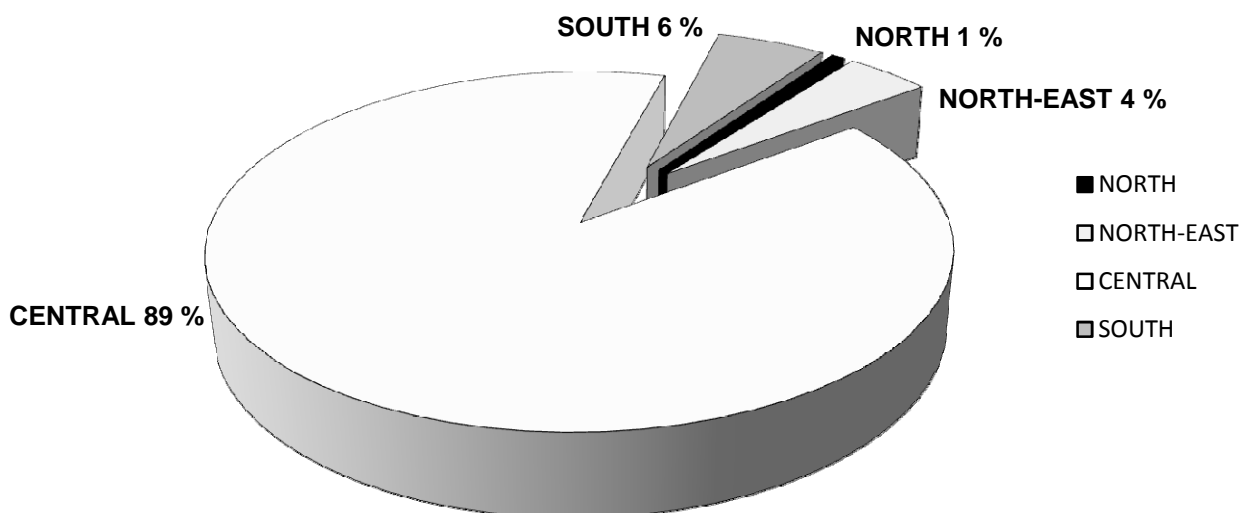
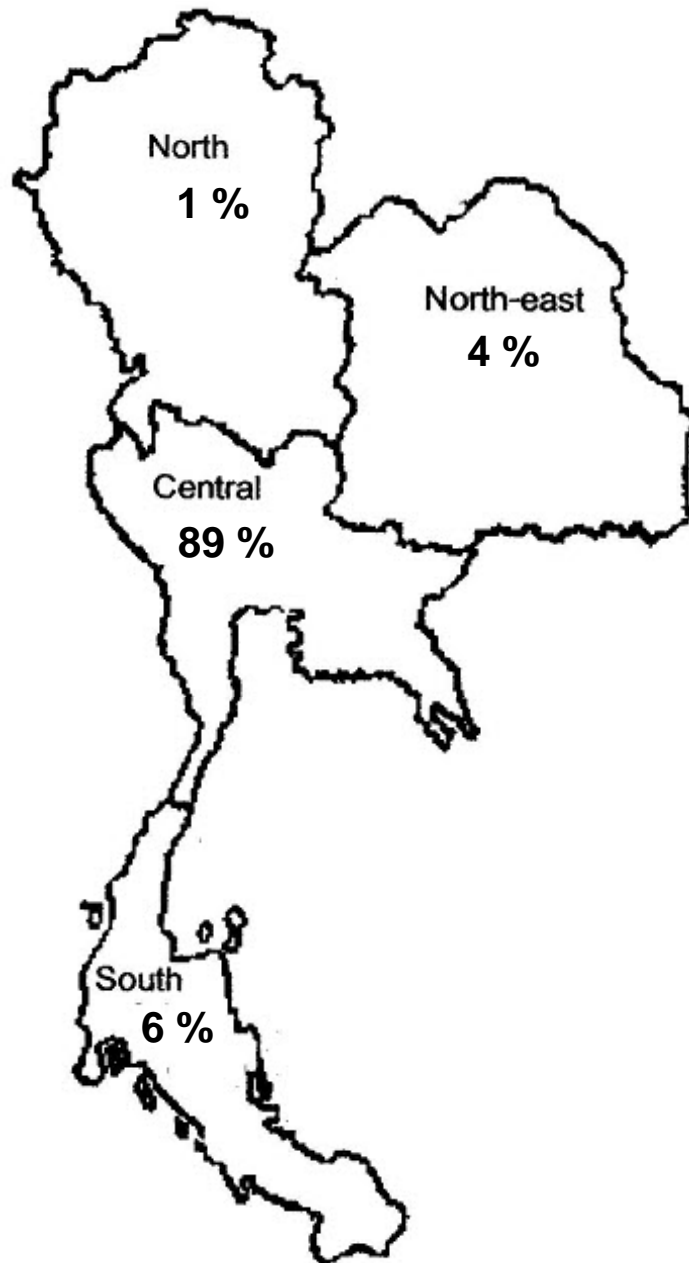
TABLE XVI : CANCER BY PROVINCE

PROVINCE	MALE	FEMALE	TOTAL
ALL PROVINCE	2489	2899	5388
AMNAT CHAROEN	2	1	3
ANG THONG	10	8	18
BANGKOK	928	1131	2059
BURI RAM	9	18	27
CHACHOENSAO	23	18	41
CHAI NAT	9	16	25
CHAIYAPHUM	6	6	12
CHANTHABURI	8	20	28
CHIANG MAI	4	3	7
CHIANG RAI	2	3	5
CHON BURI	43	38	81
CHUMPHON	42	46	88
KALASIN	5	2	7
KAMPHAENG PHET	16	9	25
KANCHANABURI	67	64	131
KHON KAEN	6	4	10
KRABI	5	3	8
LAMPANG	2	5	7
LOEI	2	3	5
LOP BURI	23	14	37
MAHA SARAKHAM	1	5	6
MUKDAHAN	1	0	1
NAKHON NAYOK	6	5	11
NAKHON PATHOM	183	211	394
NAKHON PHANOM	4	2	6
NAKHON RATCHASIMA	24	22	46
NAKHON SAWAN	28	32	60
NAKHON SI THAMMARAT	28	21	49
NAN	3	0	3
NARATHIWAT	2	2	4
NONG BUA LAM PHU	0	2	2
NONG KHAI	1	3	4
NONTHABURI	175	223	398
PATHUM THANI	36	41	77
PATTANI	1	1	2
PHANGNGA	9	7	16
PHATTHALUNG	5	1	6
PHAYAO	2	3	5
PHETCHABUN	10	13	23
PHETCHABURI	57	62	119
PHICHIT	9	9	18
PHITSANULOK	10	9	19
PHRA NAKHON SI AYUTTHAYA	34	19	53
PHRAE	6	1	7
PHUKET	10	10	20
PRACHIN BURI	17	19	36
PRACHUAP KHIRI KHAN	44	42	86

TABLE XVI : CANCER BY PROVINCE (cont.)

PROVINCE	MALE	FEMALE	TOTAL
RANONG	12	11	23
RATCHABURI	99	144	243
RAYONG	13	20	33
ROI ET	7	9	16
SA KAEO	8	6	14
SAKON NAKHON	4	4	8
SAMUT PRAKAN	74	97	171
SAMUT SAKHON	80	124	204
SAMUT SONGKHRAM	43	60	103
SARABURI	18	20	38
SATUN	1	2	3
SI SA KET	8	10	18
SING BURI	6	9	15
SONGKHLA	6	5	11
SUKHOTHAI	6	4	10
SUPHAN BURI	86	103	189
SURAT THANI	25	35	60
SURIN	22	10	32
TAK	7	5	12
TRANG	10	6	16
TRAT	6	7	13
UBON RATCHATHANI	6	13	19
UDON THANI	10	4	14
UTHAI THANI	7	8	15
UTTARADIT	1	3	4
YALA	1	1	2
YASOTHON	3	1	4
FOREIGNERS	2	1	3

FIGURE XVI.I : CANCER BY REGION



THE COMMITTEE OF SIRIRAJ CANCER REGISTRY

Cheerasook	Chongkolwatana	MD.	Consultant
Vichien	Srimuninnimit	MD.	Consultant
Gavivann	Veerakul	MD.	Consultant
Suwanit	Therasakvichya	MD.	Chairman of the Committee
Darin	Lohsiriwat	MD.	Upper and Lower Gastrointestinal Cancer Group
Saranatra	Waikakul	MD.	Bone and Soft Tissue Cancer Group
Noppadol	Siritanaratkul	MD.	Hematologic malignancy and Lymphoma Group
Choakchai	Metheetraitur	MD.	Head-Neck Cancer Group
Chaiyoung	Nualyoung	MD.	Urology and Male Genital Organ Cancer Group
Teerawit	Phanchaipetch	MD.	Lung Cancer Group
Rungsima	Wanitphakdeedecha	MD.	Skin Cancer Group
Chairat	Leelaphatanadit	MD.	Gynecologic Oncology Group
Kleesabai	Sanpakit	MD.	PediatricsCancer Group
Yongyut	Sirivatanauksorn	MD.	Liver Cancer Group
Sarun	Nunta-Aree	MD.	Brain Cancer Group
Pornchai	O-Charoenrat	MD.	Breast Cancer Group
Cheerasook	Chongklwatana	MD.	Thyroid Cancer Group
Preeyanuch	Yamwong	MD.	Committee
Sirirat	Kooptiwoot	MD.	Committee
Apichat	Asavamongkolkul	MD.	Committee
Jamsak	Tscheikuna	MD.	Committee
Kanchana	Amornpichetkul	MD.	Committee
Nan	Suntornpong	MD.	Committee
Vitoon	Chinswangwatanakul	MD.	Committee
Chanin	Limwongse	MD.	Committee
Charuwan	Akewanlop	MD.	Committee
Nopadol	Soparattanapaisarn	MD.	Committee
Woramin	Rainsuwan	MD.	Committee
Rapin	Phimolsarnti	MD.	Committee
Archrob	Khuhapinant	MD.	Committee
Supakarn	Tayjasanant	MD.	Committee
Somsri	Ratanawichitrasin	MD.	Committee and Secretary

OFFICE STAFF AND CODERS

Pranee	Mahamadsaolah	Wararat	Choochan
Thanit	Hirankhup	Aimon	Jaimai
Mattana	Saengta	Sravudh	Daengmak
Siriporn	Timpasert	Wirawan	Chainkamhan
Phimphakan	Thepkan	Sittisak	Rukkumkeaw
Phattaraporn	Charantorn	Kanokporn	Thamapala
Dolaya	Darachart	Cholticha	Songjang
Thapanee	Sae-jang	Seewan	Wiboonchart