

# SIRIRAJ CANCER REGISTRY

2017



SIRIRAJ CANCER CENTER  
FACULTY OF MEDICINE SIRIRAJ HOSPITAL  
MAHIDOL UNIVERSITY THAILAND  
ISSN 00857-3840

# SIRIRAJ CANCER REGISTRY

2017



EDITOR

Dr. Vitoon Chinswangwatanakul

SIRIRAJ CANCER CENTER  
FACULTY OF MEDICINE SIRIRAJ HOSPITAL  
MAHIDOL UNIVERSITY THAILAND  
ISSN 00857-3840

## Introduction

In 2017, Siriraj Cancer Center approached 72 years anniversary. After long journey over six decades, we have constantly kept up our functions in multidisciplinary cancer care, research and registry. Again, with our determination in accurate data sourcing, this year we produce the 49<sup>th</sup> annual report of Siriraj Hospital-based cancer registration. “Siriraj Cancer Registration 2017” was the result of magnificent effort in gathering, validating, sorting and analyzing enormous amount of clinical, laboratory, radiological and pathological data. The standard ICD-O was applied by our coder team under supervision of medical consultants. In the year 2017, we served 3,040,611 hospital visits. From this number, 557,307 were new patients, including 7,070 new patients with cancer who were treated in Faculty of Medicine Siriraj Hospital.

I would like to acknowledge the generous support from the Medical Record Service, Medical Information Technology Service, Department of Pathology, Clinical Pathology, Microbiology, Immunology, Radiology, Surgery, Medicine, Orthopedic Surgery, Ophthalmology, Oto-rhino-laryngology, Pediatrics, Obstetrics and Gynecology, for continuously providing the constructive data. I would like to thank members of the Siriraj Cancer Center Organization Committee and all staffs in Siriraj Cancer Center who worked determinedly together as a magnificent team. It would be very grateful if any part of informations in this report could be used for improving the quality of service as well as the quality of life for patients with cancer.



Dr. Vitoon Chinswangwatanakul MD PhD

Chairman of Siriraj Cancer Center

Faculty of Medicine Siriraj Hospital

Mahidol University

# SIRIRAJ CANCER CENTER

## SIRIRAJ CANCER RIGISTRY 2017

### Table of contents

Table I:	Number of patients	1
Table II:	Quality of diagnosis	1
Table III:	Primary site	1
Table IV:	Incidence by age group	7
	Figure IV.I: Incidence by age group	7
Table V:	Primary site by age group	8
Table VI:	Pathology according to site	27
Table VII:	Primary site in childhood by age group	43
Table VIII:	Lymphoma pathology according to site	44
Table IX:	Lymphoma by pathology	52
Table X:	Lymphoma incidence by age group	53
	Figure X.I: Lymphoma incidence by age group	53
Table XI:	Leading cancer	54
	Figure XI.I: Leading cancer	54
Table XII:	Leading cancer in male	55
	Figure XII.I: Leading cancer in male	55
Table XIII:	Leading cancer in female	56
	Figure XIII.I: Leading cancer in female	56
Table XIV:	5 year trends of incidence (2012 - 2016)	57
	Figure XIV.I: 5 year trends of incidence (2012 - 2016)	57

2017

TABLE I : NUMBER OF PATIENTS

Type of patient	No. of cases
Total No. of patient visits	3,040,611
Total No. of patients	557,307
Total No. of new cancer	7,070

**Cancer incidence was 1.27 %**

TABLE II : QUALITY OF DIAGNOSIS

Diagnosed by	Number	Percentage
Histological Pathology	6,297	89.07
Clinical & Imaging	773	10.93
Total	7,070	100.00

TABLE III : PRIMARY SITE

CODE	SITE	No. of Cases			%
		MALE	FEMALE	TOTAL	
	GRAND TOTAL	3230	3840	7070	100.00
<b>C00 - C14 LIP, ORAL CAVITY AND PHARYNX</b>		<b>269</b>	<b>119</b>	<b>388</b>	<b>5.49</b>
C001	External Lip: Lower NOS	1	5	6	0.08
C019	Tongue: Base NOS	16	3	19	0.27
C021	Tongue: Border, Tip	1	1	2	0.03
C023	Tongue: Anterior NOS	0	1	1	0.01
C029	Tongue: NOS	41	28	69	0.98
C030	Gum: Upper	2	1	3	0.04
C031	Gum: Lower	7	6	13	0.18
C039	Gum NOS	3	0	3	0.04
C049	Floor of Mouth NOS	13	3	16	0.23
C050	Hard Palate	7	3	10	0.14
C051	Soft Palate NOS	3	3	6	0.08
C060	Cheek Mucosa	4	8	12	0.17
C062	Retromolar Area	1	1	2	0.03
C069	Mouth NOS	1	1	2	0.03
C079	Parotid Gland	10	11	21	0.30
C080	Submandibular Gland	4	1	5	0.07
C099	Tonsil NOS	19	15	34	0.48
C109	Oropharynx NOS	23	0	23	0.33
C112	Nasopharynx: Lateral Wall	2	0	2	0.03
C119	Nasopharynx NOS	64	26	90	1.27
C129	Pyiform Sinus	25	2	27	0.38
C130	Hypopharynx: Postcricoid	2	0	2	0.03
C139	Hypopharynx NOS	14	0	14	0.20
C140	Pharynx NOS	6	0	6	0.08

**TABLE III : PRIMARY SITE (cont.)**

CODE	SITE	No. of Cases			%
		MALE	FEMALE	TOTAL	
<b>C15 - C26 DIGESTIVE ORGANS</b>		<b>1211</b>	<b>755</b>	<b>1966</b>	<b>27.81</b>
C150	Esophagus: Cervical	3	0	3	0.04
C151	Esophagus: Thoracic	9	2	11	0.16
C153	Esophagus: Upper Third	7	0	7	0.10
C154	Esophagus: Middle Third	3	1	4	0.06
C155	Esophagus: Lower Third	10	1	11	0.16
C158	Esophagus: Overlapping	2	0	2	0.03
C159	Esophagus NOS	36	6	42	0.59
C160	Stomach: Cardia NOS	16	8	24	0.34
C161	Stomach: Fundus	0	2	2	0.03
C162	Stomach: Body	4	9	13	0.18
C163	Stomach: Pyl Antrum	6	11	17	0.24
C164	Stomach: Pylorus	2	0	2	0.03
C165	Stomach: Less Curv	1	1	2	0.03
C168	Stomach: Overlapping	3	2	5	0.07
C169	Stomach, NOS	22	45	67	0.95
C170	Duodenum	5	5	10	0.14
C171	Jejunum	5	1	6	0.08
C172	Ileum	2	5	7	0.10
C179	Small Intestine, NOS	1	2	3	0.04
C180	Colon: Caecum	12	25	37	0.52
C181	Colon: Appendix	1	9	10	0.14
C182	Colon: Ascending	20	8	28	0.40
C183	Colon: Hepatic Flexure	15	11	26	0.37
C184	Colon: Transverse	23	10	33	0.47
C185	Colon: Splenic Flexure	7	8	15	0.21
C186	Colon: Descending	31	10	41	0.58
C187	Colon: Sigmoid	94	53	147	2.08
C188	Colon: Overlapping	2	3	5	0.07
C189	Colon NOS	8	11	19	0.27
C199	Rectosigmoid Junction	31	31	62	0.88
C209	Rectum NOS	136	120	256	3.62
C210	Anus NOS	0	1	1	0.01
C211	Anal Canal	4	5	9	0.13
C218	Rectum: Overlapping	1	1	2	0.03
C220	Liver	511	184	695	9.83
C221	Intrahepatic Bile Duct	70	53	123	1.74
C239	Gallbladder	9	18	27	0.38
C240	Extrahepatic Bile Duct	18	15	33	0.47
C241	Ampulla of Vater	12	8	20	0.28
C250	Pancreas: Head	39	37	76	1.08
C251	Pancreas: Body	10	14	24	0.34
C252	Pancreas: Tail	8	5	13	0.18
C258	Pancreas: Overlapping	2	1	3	0.04
C259	Pancreas NOS	9	13	22	0.31
C269	Gastrointestinal Tract NOS	1	0	1	0.01

TABLE III : PRIMARY SITE (cont.)

CODE	SITE	No. of Cases			%
		MALE	FEMALE	TOTAL	
<b>C30 - C39</b>	<b>RESPIRATORY AND INTRATHORACIC ORGANS</b>	<b>459</b>	<b>311</b>	<b>770</b>	<b>10.89</b>
C300	Nasal Cavity	26	11	37	0.52
C301	Middle Ear	0	2	2	0.03
C310	Maxillary Sinus	7	4	11	0.16
C311	Ethmoid Sinus	1	0	1	0.01
C319	Accessory Sinus NOS	1	0	1	0.01
C320	Glottis	36	2	38	0.54
C321	Supraglottis	32	2	34	0.48
C323	Laryngeal Cartilage	1	0	1	0.01
C328	Larynx: Overlapping	5	0	5	0.07
C329	Larynx NOS	1	0	1	0.01
C339	Trachea	2	1	3	0.04
C340	Bronchus: Main	7	3	10	0.14
C341	Lung: Upper Lobe	174	117	291	4.12
C342	Lung: Middle Lobe	14	21	35	0.50
C343	Lung: Lower Lobe	87	89	176	2.49
C348	Lung, Bronchus: Overlap	2	0	2	0.03
C349	Lung NOS	53	46	99	1.40
C379	Thymus	3	2	5	0.07
C380	Heart	0	1	1	0.01
C381	Mediastinum: Anterior	6	5	11	0.16
C383	Mediastinum NOS	0	2	2	0.03
C384	Pleura NOS	1	3	4	0.06
<b>C40 - C41</b>	<b>BONE AND CARTILAGE</b>	<b>28</b>	<b>24</b>	<b>52</b>	<b>0.74</b>
C400	Bone: Upper Long	2	4	6	0.08
C402	Bone: Lower Long	7	7	14	0.20
C410	Bone: Skull and Face	5	4	9	0.13
C411	Bone: Mandible	2	0	2	0.03
C412	Bone: Vertebral Column	3	1	4	0.06
C413	Bone: Rib, Sternum, Clavicle	4	3	7	0.10
C414	Bone: Pelvic, Sacrum, Coccyx	4	5	9	0.13
C419	Bone NOS	1	0	1	0.01
<b>C42</b>	<b>HEMATOPOIETIC AND RETICULOENDOTHELIAL SYSTEMS</b>	<b>158</b>	<b>140</b>	<b>298</b>	<b>4.22</b>
C421	Bone Marrow	157	139	296	4.19
C422	Spleen	1	1	2	0.03
<b>C44</b>	<b>SKIN</b>	<b>113</b>	<b>142</b>	<b>255</b>	<b>3.61</b>
C440	Skin of lip, NOS	3	4	7	0.10
C441	Eyelid	5	10	15	0.21
C442	External Ear	6	14	20	0.28
C443	Skin: Cheek ChinFaceForehead	49	71	120	1.70
C444	Skin of Scalp and Neck	11	10	21	0.30
C445	Skin of Trunk	14	7	21	0.30
C446	Skin of upper limb & shoulder	7	11	18	0.25
C447	Skin of lower limb and hip	17	12	29	0.41
C448	Skin: Overlapping lesion of	1	0	1	0.01

**TABLE III : PRIMARY SITE (cont.)**

CODE	SITE	No. of Cases			%
		MALE	FEMALE	TOTAL	
C449	Skin NOS	0	3	3	0.04
<b>C48 - C49</b>	<b>RETROPERITONEUM AND PERITONEUM</b>	<b>59</b>	<b>74</b>	<b>133</b>	<b>1.88</b>
C480	Retroperitoneum	8	10	18	0.25
C481	Peritoneum: Specified pts	2	1	3	0.04
C482	Peritoneum NOS	3	18	21	0.30
C490	Connective: Head, Face, Neck	3	3	6	0.08
C491	Connective: Upperlimb Shoulder	8	3	11	0.16
C492	Connective: Lower limb & hip	17	21	38	0.54
C493	Connective: Thorax	5	5	10	0.14
C494	Connective: Abdomen	4	5	9	0.13
C495	Connective: Pelvis	6	6	12	0.17
C496	Connective: Trunk NOS	2	2	4	0.06
C499	Connective NOS	1	0	1	0.01
<b>C50</b>	<b>BREAST</b>	<b>4</b>	<b>1009</b>	<b>1013</b>	<b>14.33</b>
C500	Nipple	0	13	13	0.18
C501	Central portion of breast	2	92	94	1.33
C502	Upper-inner quadrant breast	0	127	127	1.80
C503	Lower-inner quadrant breast	0	44	44	0.62
C504	Upper-outer quadrant breast	1	325	326	4.61
C505	Lower-outer quadrant breast	1	69	70	0.99
C506	Axillary tail of breast	0	1	1	0.01
C508	Overlapping lesion of breast	0	171	171	2.42
C509	Breast NOS	0	167	167	2.36
<b>C51 - C58</b>	<b>FEMALE GENITAL ORGANS</b>	<b>0</b>	<b>641</b>	<b>641</b>	<b>9.07</b>
C510	Labium majus	0	4	4	0.06
C519	Vulva NOS	0	18	18	0.25
C529	Vagina NOS	0	8	8	0.11
C539	Cervix uteri	0	216	216	3.06
C541	Endometrium	0	174	174	2.46
C542	Myometrium	0	3	3	0.04
C548	Corpus uteri: Overlap	0	14	14	0.20
C549	Corpus uteri	0	4	4	0.06
C559	Uterus NOS	0	14	14	0.20
C569	Ovary	0	167	167	2.36
C570	Fallopian tube	0	9	9	0.13
C574	Uterine adnexa	0	2	2	0.03
C579	Female genital tract NOS	0	1	1	0.01
C589	Placenta	0	7	7	0.10
<b>C60 - C63</b>	<b>MALE GENITAL ORGANS</b>	<b>463</b>	<b>0</b>	<b>463</b>	<b>6.55</b>
C609	Penis NOS	6	0	6	0.08
C619	Prostate gland	446	0	446	6.31
C629	Testis NOS	9	0	9	0.13
C632	Scrotum NOS	2	0	2	0.03



TABLE III : PRIMARY SITE (cont.)

CODE	SITE	No. of Cases			%
		MALE	FEMALE	TOTAL	
<b>C64 - C68</b>	<b>URINARY TRACT</b>	<b>155</b>	<b>74</b>	<b>229</b>	<b>3.24</b>
C649	Kidney NOS	63	23	86	1.22
C659	Renal pelvis	5	5	10	0.14
C669	Ureter	7	9	16	0.23
C670	Trigone of Bladder	1	1	2	0.03
C671	Dome of Bladder	1	0	1	0.01
C672	Lateral wall of Bladder	5	4	9	0.13
C673	Anterior wall of Bladder	6	1	7	0.10
C674	Posterior wall of Bladder	3	3	6	0.08
C675	Bladder Neck	1	3	4	0.06
C676	Ureteric Orifice	1	0	1	0.01
C679	Bladder NOS	60	21	81	1.15
C680	Urethra	2	4	6	0.08
<b>C69 - C72</b>	<b>EYE, BRAIN AND OTHER PARTS OF CENTRAL NERVOUS SYSTEM</b>	<b>78</b>	<b>67</b>	<b>145</b>	<b>2.05</b>
C690	Conjunctiva	3	1	4	0.06
C691	Cornea NOS	1	0	1	0.01
C692	Retina	6	5	11	0.16
C693	Choroid	0	1	1	0.01
C695	Lacrimal Gland	0	2	2	0.03
C696	Orbit NOS	4	6	10	0.14
C710	Cerebrum	7	3	10	0.14
C711	Frontal Lobe	12	10	22	0.31
C712	Temporal Lobe	13	7	20	0.28
C713	Parietal Lobe	1	5	6	0.08
C714	Occipital Lobe	2	1	3	0.04
C715	Ventricle NOS	1	2	3	0.04
C716	Cerebellum NOS	2	4	6	0.08
C717	Brain Stem	8	5	13	0.18
C718	Brain: Overlap	5	1	6	0.08
C719	Brain NOS	10	8	18	0.25
C720	Spinal Cord	1	1	2	0.03
C723	Optic Nerve	0	2	2	0.03
C729	Nervous System NOS	2	3	5	0.07
<b>C73 - C75</b>	<b>THYROID AND OTHER ENDOCRINE GLANDS</b>	<b>91</b>	<b>324</b>	<b>415</b>	<b>5.87</b>
C739	Thyroid Gland	79	315	394	5.57
C740	Cortex of Adrenal Gland	2	1	3	0.04
C741	Medulla of Adrenal Gland	1	0	1	0.01
C749	Adrenal Gland NOS	4	6	10	0.14
C750	Parathyroid Gland	0	2	2	0.03
C753	Pineal Gland	5	0	5	0.07

**TABLE III : PRIMARY SITE (cont.)**

CODE	SITE	No. of Cases			%
		MALE	FEMALE	TOTAL	
<b>C76 OTHER AND ILL-DEFINED SITES</b>		<b>3</b>	<b>9</b>	<b>12</b>	<b>0.17</b>
C760	Head, Face or Neck NOS	1	0	1	0.01
C761	Thorax NOS	0	4	4	0.06
C762	Abdomen NOS	1	1	2	0.03
C763	Pelvis NOS	1	4	5	0.07
<b>C77 LYMPH NODES</b>		<b>69</b>	<b>81</b>	<b>150</b>	<b>2.12</b>
C770	Lymph Nodes: HeadFaceNeck	44	33	77	1.09
C771	Intrathoracic Lymph Nodes	1	1	2	0.03
C772	Intra-abdominal LymphNodes	4	16	20	0.28
C773	Lymph Nodes of axilla or arm	4	11	15	0.21
C774	Lymph Nodes: Leg	13	15	28	0.40
C775	Pelvic Lymph Nodes	0	4	4	0.06
C778	Lymph Nodes: multiple region	1	1	2	0.03
C779	Lymph Node NOS	2	0	2	0.03
<b>C80 UNKNOW PRIMARY SITE</b>		<b>63</b>	<b>62</b>	<b>125</b>	<b>1.77</b>
C809	Unknown Primary Site	63	62	125	1.77
<b>Z85 PERSONAL HISTORY OF MALIGNANT NEOPLASM</b>		<b>7</b>	<b>8</b>	<b>15</b>	<b>0.21</b>
Z850	Personal history of malignant neoplasm of digestive organs	2	2	4	0.06
Z851	Personal history of malignant neoplasm of trachea, bronchus and lung	1	0	1	0.01
Z853	Personal history of malignant neoplasm of breast	0	5	5	0.07
Z854	Personal history of malignant neoplasm of genital organs	3	1	4	0.06
Z858	Personal history of malignant neoplasm of other organs and systems	1	0	1	0.01

**TABLE IV: INCIDENCE BY AGE GROUP**

AGE	MALE		FEMALE		TOTAL	
	n	%	n	%	n	%
<b>ALL AGE GROUP</b>	<b>3230</b>	<b>100.00</b>	<b>3840</b>	<b>100.00</b>	<b>7070</b>	<b>100.00</b>
1+	21	0.65	17	0.44	38	0.54
5+	22	0.68	19	0.49	41	0.58
10+	13	0.40	19	0.49	32	0.45
15+	18	0.56	18	0.47	36	0.51
20+	25	0.77	30	0.78	55	0.78
25+	36	1.11	57	1.48	93	1.32
30+	37	1.15	95	2.47	132	1.87
35+	67	2.07	159	4.14	226	3.20
40+	85	2.63	245	6.38	330	4.67
45+	159	4.92	320	8.33	479	6.78
50+	249	7.71	419	10.91	668	9.45
55+	375	11.61	497	12.94	872	12.33
60+	465	14.40	528	13.75	993	14.05
65+	544	16.84	473	12.32	1017	14.38
70+	428	13.25	319	8.31	747	10.57
75+	353	10.93	259	6.74	612	8.66
80+	216	6.69	207	5.39	423	5.98
85+	89	2.76	108	2.81	197	2.79
90+	25	0.77	39	1.02	64	0.91
95+	3	0.09	12	0.31	15	0.21

**FIGURE IV.I : INCIDENCE BY AGE GROUP**

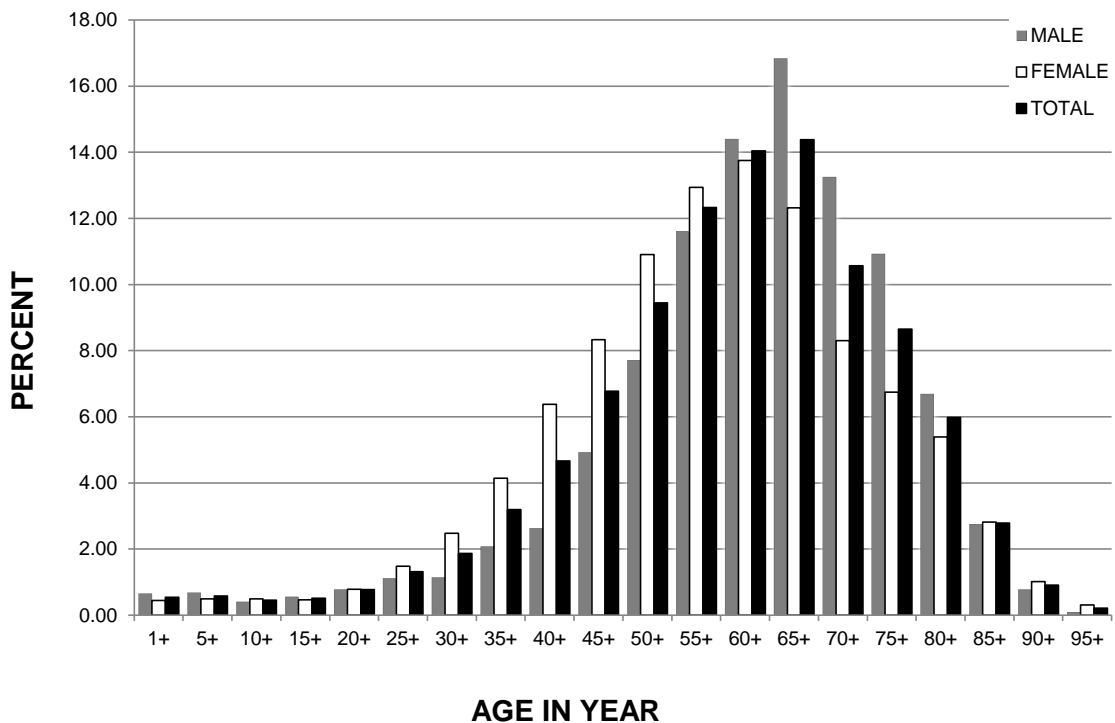


TABLE V : PRIMARY SITE BY AGE GROUP

SITE / AGE - GROUP			1+	5+	10+	15+	20+	25+	30+	35+	40+	45+	50+	55+	60+	65+	70+	75+	80+	85+	90+	95+		
<b>GRAND TOTAL</b>			<b>7070</b>	<b>38</b>	<b>41</b>	<b>32</b>	<b>36</b>	<b>55</b>	<b>93</b>	<b>132</b>	<b>226</b>	<b>330</b>	<b>479</b>	<b>668</b>	<b>872</b>	<b>993</b>	<b>1017</b>	<b>747</b>	<b>612</b>	<b>423</b>	<b>197</b>	<b>64</b>	<b>15</b>	
<b>MALE</b>			<b>3230</b>	<b>21</b>	<b>22</b>	<b>13</b>	<b>18</b>	<b>25</b>	<b>36</b>	<b>37</b>	<b>67</b>	<b>85</b>	<b>159</b>	<b>249</b>	<b>375</b>	<b>465</b>	<b>544</b>	<b>428</b>	<b>353</b>	<b>216</b>	<b>89</b>	<b>25</b>	<b>3</b>	
<b>FEMALE</b>			<b>3840</b>	<b>17</b>	<b>19</b>	<b>19</b>	<b>18</b>	<b>30</b>	<b>57</b>	<b>95</b>	<b>159</b>	<b>245</b>	<b>320</b>	<b>419</b>	<b>497</b>	<b>528</b>	<b>473</b>	<b>319</b>	<b>259</b>	<b>207</b>	<b>108</b>	<b>39</b>	<b>12</b>	
C001	External Lip: Lower NOS	T	6	0	0	0	0	0	0	0	0	0	1	0	0	0	1	0	0	1	2	0	1	
		M	1	0	0	0	0	0	0	0	0	0	0	1	0	0	0	0	0	0	0	0	0	0
		F	5	0	0	0	0	0	0	0	0	0	0	0	0	0	1	0	0	1	2	0	1	
C019	Tongue: Base NOS	T	19	0	0	0	0	0	0	0	0	0	2	2	1	3	2	3	2	0	3	1	0	
		M	16	0	0	0	0	0	0	0	0	0	2	2	1	3	2	3	2	0	1	0	0	
		F	3	0	0	0	0	0	0	0	0	0	0	0	0	0	0	0	0	0	2	1	0	
C021	Tongue: Border, Tip	T	2	0	0	0	0	0	0	0	0	0	1	0	1	0	0	0	0	0	0	0	0	
		M	1	0	0	0	0	0	0	0	0	0	0	1	0	0	0	0	0	0	0	0	0	
		F	1	0	0	0	0	0	0	0	0	0	0	0	0	1	0	0	0	0	0	0	0	
C023	Tongue: Anterior NOS	T	1	0	0	0	0	0	0	0	0	0	0	0	0	0	0	0	0	1	0	0	0	
		M	0	0	0	0	0	0	0	0	0	0	0	0	0	0	0	0	0	0	0	0	0	
		F	1	0	0	0	0	0	0	0	0	0	0	0	0	0	0	0	0	1	0	0	0	
C029	Tongue: NOS	T	69	0	0	0	0	0	1	4	2	5	11	6	11	15	7	2	2	2	2	1	0	
		M	41	0	0	0	0	0	1	3	2	4	6	2	5	10	4	1	2	0	1	0		
		F	28	0	0	0	0	0	0	1	0	1	5	4	6	5	3	1	0	2	0	0		
C030	Gum: Upper	T	3	0	0	0	0	0	0	0	0	1	0	0	0	0	0	0	2	0	0	0		
		M	2	0	0	0	0	0	0	0	0	1	0	0	0	0	0	0	1	0	0	0		
		F	1	0	0	0	0	0	0	0	0	0	0	0	0	0	0	0	1	0	0	0		
C031	Gum: Lower	T	13	0	0	0	0	0	0	0	0	2	2	1	0	2	0	1	3	2	0	0		
		M	7	0	0	0	0	0	0	0	0	1	1	1	0	2	0	1	1	0	0	0		
		F	6	0	0	0	0	0	0	0	0	1	1	0	0	0	0	0	2	2	0	0		
C039	Gum NOS	T	3	0	0	0	0	0	0	0	0	0	1	0	0	0	2	0	0	0	0	0		
		M	3	0	0	0	0	0	0	0	0	0	1	0	0	0	2	0	0	0	0	0		
		F	0	0	0	0	0	0	0	0	0	0	0	0	0	0	0	0	0	0	0	0		
C049	Floor of Mouth NOS	T	16	0	0	0	0	0	0	0	0	0	2	2	4	4	0	2	0	2	0	0		
		M	13	0	0	0	0	0	0	0	0	0	2	2	3	4	0	1	0	1	0	0		
		F	3	0	0	0	0	0	0	0	0	0	0	0	1	0	0	1	0	1	0	0		
C050	Hard Palate	T	10	0	0	0	0	1	0	0	0	3	0	0	3	2	1	0	0	0	0	0		
		M	7	0	0	0	0	1	0	0	0	2	0	0	2	1	1	0	0	0	0	0		
		F	3	0	0	0	0	0	0	0	0	1	0	0	1	1	0	0	0	0	0	0		

**TABLE V : PRIMARY SITE BY AGE GROUP (cont.)**

SITE / AGE - GROUP		1+	5+	10+	15+	20+	25+	30+	35+	40+	45+	50+	55+	60+	65+	70+	75+	80+	85+	90+	95+		
C051	Soft Palate NOS	T	6	0	0	0	0	0	1	1	0	0	0	0	2	2	0	0	0	0	0	0	
		M	3	0	0	0	0	0	0	1	0	0	0	0	1	1	0	0	0	0	0	0	0
		F	3	0	0	0	0	0	0	0	1	0	0	0	1	1	0	0	0	0	0	0	0
C060	Cheek Mucosa	T	12	0	0	0	0	0	0	0	0	0	1	0	4	1	1	1	2	0	2	0	
		M	4	0	0	0	0	0	0	0	0	0	1	0	2	0	0	0	1	0	0	0	
		F	8	0	0	0	0	0	0	0	0	0	0	0	2	1	1	1	1	0	2	0	
C062	Retromolar Area	T	2	0	0	0	0	0	0	0	0	1	1	0	0	0	0	0	0	0	0	0	
		M	1	0	0	0	0	0	0	0	0	0	1	0	0	0	0	0	0	0	0	0	
		F	1	0	0	0	0	0	0	0	0	0	1	0	0	0	0	0	0	0	0	0	
C069	Mouth NOS	T	2	0	0	0	0	0	0	0	0	0	0	0	0	1	0	1	0	0	0	0	
		M	1	0	0	0	0	0	0	0	0	0	0	0	0	1	0	0	0	0	0	0	
		F	1	0	0	0	0	0	0	0	0	0	0	0	0	0	0	1	0	0	0	0	
C079	Parotid Gland	T	21	0	0	1	0	0	1	2	1	1	1	3	4	1	2	0	1	0	2	0	
		M	10	0	0	0	0	0	0	0	1	1	0	0	2	0	1	0	1	0	1	0	
		F	11	0	0	1	0	0	1	2	0	0	1	1	0	2	1	1	0	0	0	1	
C080	Submandibular Gland	T	5	0	0	0	1	0	0	1	0	0	1	0	0	1	1	0	0	0	0	0	
		M	4	0	0	0	1	0	0	1	0	0	1	0	0	1	0	0	0	0	0	0	
		F	1	0	0	0	0	0	0	0	0	0	0	0	0	0	1	0	0	0	0	0	
C099	Tonsil NOS	T	34	0	0	0	0	0	0	1	1	1	5	10	5	7	3	0	1	0	0	0	
		M	19	0	0	0	0	0	0	0	1	1	3	5	3	5	1	0	0	0	0	0	
		F	15	0	0	0	0	0	0	0	1	0	0	2	5	2	2	2	0	1	0	0	
C109	Oropharynx NOS	T	23	0	0	0	0	0	0	1	2	2	2	7	3	4	1	1	0	0	0	0	
		M	23	0	0	0	0	0	0	1	2	2	2	7	3	4	1	1	0	0	0	0	
		F	0	0	0	0	0	0	0	0	0	0	0	0	0	0	0	0	0	0	0	0	
C112	Nasopharynx: Lateral Wall	T	2	0	0	0	0	0	0	0	0	1	0	0	0	1	0	0	0	0	0	0	
		M	2	0	0	0	0	0	0	0	0	0	1	0	0	1	0	0	0	0	0	0	
		F	0	0	0	0	0	0	0	0	0	0	0	0	0	0	0	0	0	0	0	0	
C119	Nasopharynx NOS	T	90	0	0	0	2	1	2	2	3	7	9	15	13	14	12	6	0	3	1	0	
		M	64	0	0	0	1	1	1	0	3	4	6	10	11	11	7	5	0	3	1	0	
		F	26	0	0	0	1	0	1	2	0	3	3	5	2	3	5	1	0	0	0	0	
C129	Pyriform Sinus	T	27	0	0	0	0	0	0	0	3	3	2	4	5	4	3	1	2	0	0	0	
		M	25	0	0	0	0	0	0	0	3	3	1	4	5	3	3	1	2	0	0	0	
		F	2	0	0	0	0	0	0	0	0	0	1	0	0	1	0	0	0	0	0	0	

6

TABLE V : PRIMARY SITE BY AGE GROUP (cont.)

SITE / AGE - GROUP			1+	5+	10+	15+	20+	25+	30+	35+	40+	45+	50+	55+	60+	65+	70+	75+	80+	85+	90+	95+	
C130	Hypopharynx: Postcricoid	T	2	0	0	0	0	0	0	0	0	0	0	1	0	0	0	1	0	0	0	0	
		M	2	0	0	0	0	0	0	0	0	0	0	0	1	0	0	0	1	0	0	0	0
		F	0	0	0	0	0	0	0	0	0	0	0	0	0	0	0	0	0	0	0	0	0
C139	Hypopharynx NOS	T	14	0	0	0	0	0	0	0	1	2	0	6	3	0	1	1	0	0	0	0	
		M	14	0	0	0	0	0	0	0	1	2	0	6	3	0	1	1	0	0	0	0	
		F	0	0	0	0	0	0	0	0	0	0	0	0	0	0	0	0	0	0	0	0	
C140	Pharynx NOS	T	6	0	0	0	0	0	0	0	0	0	2	0	1	1	1	1	0	0	0	0	
		M	6	0	0	0	0	0	0	0	0	0	2	0	1	1	1	1	0	0	0	0	
		F	0	0	0	0	0	0	0	0	0	0	0	0	0	0	0	0	0	0	0	0	
C150	Esophagus: Cervical	T	3	0	0	0	0	0	0	0	1	0	0	0	1	1	0	0	0	0	0	0	
		M	3	0	0	0	0	0	0	0	1	0	0	0	1	1	0	0	0	0	0	0	
		F	0	0	0	0	0	0	0	0	0	0	0	0	0	0	0	0	0	0	0	0	
C151	Esophagus: Thoracic	T	11	0	0	0	0	0	0	0	1	0	0	2	2	2	2	1	0	1	0	0	
		M	9	0	0	0	0	0	0	0	1	0	0	2	2	1	2	1	0	0	0	0	
		F	2	0	0	0	0	0	0	0	0	0	0	0	0	1	0	0	0	1	0	0	
C153	Esophagus: Upper Third	T	7	0	0	0	0	0	0	0	0	0	1	0	3	1	1	1	0	0	0	0	
		M	7	0	0	0	0	0	0	0	0	0	1	0	3	1	1	1	0	0	0	0	
		F	0	0	0	0	0	0	0	0	0	0	0	0	0	0	0	0	0	0	0	0	
C154	Esophagus: Middle Third	T	4	0	0	0	0	0	0	0	0	0	1	1	0	0	1	1	0	0	0	0	
		M	3	0	0	0	0	0	0	0	0	0	1	1	0	0	0	1	0	0	0	0	
		F	1	0	0	0	0	0	0	0	0	0	0	0	0	0	1	0	0	0	0	0	
C155	Esophagus: Lower Third	T	11	0	0	0	0	0	0	1	0	2	1	2	1	3	1	0	0	0	0	0	
		M	10	0	0	0	0	0	0	0	0	2	1	2	1	3	1	0	0	0	0	0	
		F	1	0	0	0	0	0	0	1	0	0	0	0	0	0	0	0	0	0	0	0	
C158	Esophagus: Overlapping	T	2	0	0	0	0	0	0	0	0	0	0	0	0	1	1	0	0	0	0	0	
		M	2	0	0	0	0	0	0	0	0	0	0	0	0	1	1	0	0	0	0	0	
		F	0	0	0	0	0	0	0	0	0	0	0	0	0	0	0	0	0	0	0	0	
C159	Esophagus NOS	T	42	0	0	0	0	0	0	0	1	4	0	9	8	10	5	0	3	1	1	0	
		M	36	0	0	0	0	0	0	0	1	4	0	9	7	10	4	0	1	0	0	0	
		F	6	0	0	0	0	0	0	0	0	0	0	0	1	0	1	0	2	1	1	0	
C160	Stomach: Cardia NOS	T	24	0	0	0	0	1	0	0	0	2	6	2	1	5	1	4	1	1	0	0	
		M	16	0	0	0	0	1	0	0	0	1	4	1	1	4	1	2	1	0	0	0	
		F	8	0	0	0	0	0	0	0	0	1	2	1	0	1	0	2	0	1	0	0	

**TABLE V : PRIMARY SITE BY AGE GROUP (cont.)**

SITE / AGE - GROUP		1+	5+	10+	15+	20+	25+	30+	35+	40+	45+	50+	55+	60+	65+	70+	75+	80+	85+	90+	95+		
C161	Stomach: Fundus	T	2	0	0	0	0	0	0	0	0	0	0	0	0	1	0	0	1	0	0	0	
		M	0	0	0	0	0	0	0	0	0	0	0	0	0	0	0	0	0	0	0	0	0
		F	2	0	0	0	0	0	0	0	0	0	0	0	0	1	0	0	1	0	0	0	
C162	Stomach: Body	T	13	0	0	0	0	0	0	0	1	1	3	1	2	1	1	1	2	0	0	0	
		M	4	0	0	0	0	0	0	0	1	1	2	0	0	0	0	0	0	0	0	0	
		F	9	0	0	0	0	0	0	0	0	0	1	1	2	1	1	1	2	0	0	0	
C163	Stomach: Pyl Antrum	T	17	0	1	0	0	0	0	0	0	0	0	0	5	3	2	2	1	2	0	1	
		M	6	0	0	0	0	0	0	0	0	0	0	0	0	1	1	2	1	1	0	0	
		F	11	0	1	0	0	0	0	0	0	0	0	0	5	2	1	0	0	1	0	1	
C164	Stomach: Pylorus	T	2	0	0	0	0	0	0	0	0	0	0	0	0	1	0	1	0	0	0	0	
		M	2	0	0	0	0	0	0	0	0	0	0	0	0	1	0	1	0	0	0	0	
		F	0	0	0	0	0	0	0	0	0	0	0	0	0	0	0	0	0	0	0	0	
C165	Stomach: Less Curv	T	2	0	0	0	0	0	0	0	0	0	0	0	1	0	0	0	0	1	0	0	
		M	1	0	0	0	0	0	0	0	0	0	0	0	1	0	0	0	0	0	0	0	
		F	1	0	0	0	0	0	0	0	0	0	0	0	0	0	0	0	0	1	0	0	
C168	Stomach: Overlapping	T	5	0	0	0	0	0	0	0	1	1	1	0	1	0	0	1	0	0	0	0	
		M	3	0	0	0	0	0	0	0	0	0	1	1	0	0	0	0	1	0	0	0	
		F	2	0	0	0	0	0	0	0	0	1	0	0	0	1	0	0	0	0	0	0	
C169	Stomach, NOS	T	67	0	0	0	0	0	4	3	3	5	6	11	13	10	5	6	1	0	0	0	
		M	22	0	0	0	0	0	1	0	0	2	3	3	5	4	2	2	0	0	0	0	
		F	45	0	0	0	0	0	3	3	3	3	3	8	8	6	3	4	1	0	0	0	
C170	Duodenum	T	10	0	0	0	0	0	0	1	1	0	2	0	1	2	1	2	0	0	0	0	
		M	5	0	0	0	0	0	0	0	1	0	1	0	1	1	1	0	0	0	0	0	
		F	5	0	0	0	0	0	0	0	1	0	0	1	0	1	0	2	0	0	0	0	
C171	Jejunum	T	6	0	0	0	0	0	0	0	0	1	1	0	0	1	2	0	1	0	0	0	
		M	5	0	0	0	0	0	0	0	0	1	1	0	0	0	2	0	1	0	0	0	
		F	1	0	0	0	0	0	0	0	0	0	0	0	0	1	0	0	0	0	0	0	
C172	Ileum	T	7	0	0	0	0	0	1	1	1	1	0	2	1	0	0	0	0	0	0	0	
		M	2	0	0	0	0	0	1	1	0	0	0	0	0	0	0	0	0	0	0	0	
		F	5	0	0	0	0	0	0	0	1	1	0	2	1	0	0	0	0	0	0	0	
C179	Small Intestine, NOS	T	3	0	0	0	0	0	0	0	0	1	1	1	0	0	0	0	0	0	0	0	
		M	1	0	0	0	0	0	0	0	0	0	1	0	0	0	0	0	0	0	0	0	
		F	2	0	0	0	0	0	0	0	0	1	0	1	0	0	0	0	0	0	0	0	

11

**TABLE V : PRIMARY SITE BY AGE GROUP (cont.)**

SITE / AGE - GROUP			1+	5+	10+	15+	20+	25+	30+	35+	40+	45+	50+	55+	60+	65+	70+	75+	80+	85+	90+	95+
C180	Colon: Caecum	T	37	1	0	0	0	0	0	3	1	2	1	1	6	8	2	6	5	1	0	0
		M	12	1	0	0	0	0	0	1	1	0	1	0	1	3	2	1	1	0	0	0
		F	25	0	0	0	0	0	0	2	0	2	0	1	5	5	0	5	4	1	0	0
C181	Colon: Appendix	T	10	0	0	0	1	0	1	0	1	0	1	0	4	1	0	0	0	1	0	0
		M	1	0	0	0	0	0	0	0	0	0	0	0	1	0	0	0	0	0	0	0
		F	9	0	0	0	1	0	1	0	1	0	1	0	3	1	0	0	0	1	0	0
C182	Colon: Ascending	T	28	0	0	0	0	0	0	1	0	3	4	4	5	5	2	2	2	0	0	
		M	20	0	0	0	0	0	0	0	1	0	3	3	3	4	5	0	1	0	0	
		F	8	0	0	0	0	0	0	0	0	0	0	1	1	1	0	2	1	2	0	
C183	Colon: Hepatic Flexure	T	26	0	0	0	0	2	0	0	0	0	2	1	5	5	3	3	1	2	2	0
		M	15	0	0	0	0	0	0	0	0	0	2	1	2	3	3	2	0	1	1	0
		F	11	0	0	0	0	2	0	0	0	0	0	0	3	2	0	1	1	1	1	0
C184	Colon: Transverse	T	33	0	0	0	0	1	0	0	1	1	2	1	5	8	6	1	2	2	1	2
		M	23	0	0	0	0	1	0	0	1	1	2	1	5	3	5	1	1	1	1	0
		F	10	0	0	0	0	0	0	0	0	0	0	0	0	5	1	0	1	1	0	2
C185	Colon: Splenic Flexure	T	15	0	0	0	0	0	1	0	0	3	1	1	1	1	2	3	0	2	0	0
		M	7	0	0	0	0	0	1	0	0	0	1	1	0	0	0	2	0	2	0	0
		F	8	0	0	0	0	0	0	0	0	3	0	0	1	1	2	1	0	0	0	0
C186	Colon: Descending	T	41	0	0	0	0	0	1	1	2	2	3	3	9	6	4	6	1	2	0	1
		M	31	0	0	0	0	0	1	1	2	1	3	1	7	5	2	5	1	2	0	0
		F	10	0	0	0	0	0	0	0	0	1	0	2	2	1	2	1	0	0	0	1
C187	Colon: Sigmoid	T	147	0	0	0	0	0	1	1	5	7	12	23	35	18	15	16	7	4	2	1
		M	94	0	0	0	0	0	1	1	3	4	8	14	21	15	9	12	2	3	1	0
		F	53	0	0	0	0	0	0	0	2	3	4	9	14	3	6	4	5	1	1	1
C188	Colon: Overlapping	T	5	0	0	0	0	0	0	0	0	0	0	0	2	1	0	1	0	1	0	0
		M	2	0	0	0	0	0	0	0	0	0	0	0	1	0	0	0	0	1	0	0
		F	3	0	0	0	0	0	0	0	0	0	0	0	1	1	0	1	0	0	0	0
C189	Colon NOS	T	19	0	0	0	0	0	0	0	3	1	0	0	4	1	2	2	3	1	1	1
		M	8	0	0	0	0	0	0	0	0	0	0	0	1	1	2	1	1	1	0	1
		F	11	0	0	0	0	0	0	0	3	1	0	0	3	0	0	1	2	0	1	0
C199	Rectosigmoid Junction	T	62	0	0	0	0	0	0	1	1	1	6	11	8	14	9	3	7	0	1	0
		M	31	0	0	0	0	0	0	1	0	1	3	4	1	8	6	2	5	0	0	0
		F	31	0	0	0	0	0	0	0	1	0	3	7	7	6	3	1	2	0	1	0



**TABLE V : PRIMARY SITE BY AGE GROUP (cont.)**

SITE / AGE - GROUP		1+	5+	10+	15+	20+	25+	30+	35+	40+	45+	50+	55+	60+	65+	70+	75+	80+	85+	90+	95+		
C209	Rectum NOS	T	256	0	0	0	1	0	4	5	9	11	28	28	48	37	41	18	16	5	4	1	
		M	136	0	0	0	0	0	0	2	3	3	6	13	16	23	21	26	10	10	0	2	1
		F	120	0	0	0	1	0	2	2	6	5	15	12	25	16	15	8	6	5	2	0	
C210	Anus NOS	T	1	0	0	0	0	0	0	0	0	1	0	0	0	0	0	0	0	0	0	0	
		M	0	0	0	0	0	0	0	0	0	0	0	0	0	0	0	0	0	0	0	0	
		F	1	0	0	0	0	0	0	0	0	0	1	0	0	0	0	0	0	0	0	0	
C211	Anal Canal	T	9	0	0	0	0	0	0	0	1	0	3	0	1	2	0	0	1	1	0		
		M	4	0	0	0	0	0	0	0	0	0	2	0	1	1	0	0	0	0	0		
		F	5	0	0	0	0	0	0	0	1	0	1	0	0	1	0	0	1	1	0		
C218	Rectum: Overlapping	T	2	0	0	0	0	0	0	0	0	0	0	0	0	0	1	0	1	0	0		
		M	1	0	0	0	0	0	0	0	0	0	0	0	0	0	0	0	1	0	0		
		F	1	0	0	0	0	0	0	0	0	0	0	0	0	0	1	0	0	0	0		
C220	Liver	T	695	3	1	0	2	2	1	8	18	33	57	110	135	116	79	69	46	13	2	0	
		M	511	2	0	0	1	1	0	6	14	28	51	86	104	83	57	45	22	10	1	0	
		F	184	1	1	0	1	1	1	2	4	5	6	24	31	33	22	24	24	3	1	0	
C221	Intrahepatic Bile Duct	T	123	0	0	0	0	1	2	2	2	6	13	16	18	21	13	17	9	3	0	0	
		M	70	0	0	0	0	0	1	2	2	4	5	10	8	15	9	9	3	2	0	0	
		F	53	0	0	0	0	1	1	0	0	2	8	6	10	6	4	8	6	1	0	0	
C239	Gallbladder	T	27	0	0	0	0	0	0	0	1	2	6	2	5	2	6	3	0	0	0		
		M	9	0	0	0	0	0	0	0	0	0	2	1	3	1	2	0	0	0			
		F	18	0	0	0	0	0	0	0	1	2	4	1	2	1	4	3	0	0			
C240	Extrahepatic Bile Duct	T	33	0	0	0	0	0	0	2	1	3	4	7	4	5	4	0	1	2	0		
		M	18	0	0	0	0	0	0	1	0	2	3	4	2	1	3	0	1	1	0		
		F	15	0	0	0	0	0	0	0	1	1	1	1	3	2	4	1	0	0	1		
C241	Ampulla of Vater	T	20	0	0	0	0	0	0	1	1	0	2	5	2	5	2	1	1	0	0		
		M	12	0	0	0	0	0	0	0	1	1	0	1	3	2	2	1	1	0	0		
		F	8	0	0	0	0	0	0	0	0	0	0	1	2	0	3	1	0	1	0		
C250	Pancreas: Head	T	76	0	0	0	0	0	0	0	5	4	7	10	13	10	17	6	3	1	0		
		M	39	0	0	0	0	0	0	0	0	3	2	2	6	5	4	11	4	2	0		
		F	37	0	0	0	0	0	0	0	0	2	2	5	4	8	6	6	2	1	1		
C251	Pancreas: Body	T	24	0	0	0	0	0	0	0	2	3	3	4	6	2	2	1	1	0	0		
		M	10	0	0	0	0	0	0	0	0	1	1	2	3	2	0	1	0	0			
		F	14	0	0	0	0	0	0	0	0	2	2	2	2	3	0	2	0	1	0		

TABLE V : PRIMARY SITE BY AGE GROUP (cont.)

SITE / AGE - GROUP			1+	5+	10+	15+	20+	25+	30+	35+	40+	45+	50+	55+	60+	65+	70+	75+	80+	85+	90+	95+	
C252	Pancreas: Tail	T	13	0	0	0	0	0	0	0	0	0	1	3	1	0	6	2	0	0	0	0	
		M	8	0	0	0	0	0	0	0	0	0	0	1	2	1	0	3	1	0	0	0	0
		F	5	0	0	0	0	0	0	0	0	0	0	0	1	0	0	3	1	0	0	0	0
C258	Pancreas: Overlapping	T	3	0	0	0	0	0	0	0	0	0	0	0	1	2	0	0	0	0	0	0	
		M	2	0	0	0	0	0	0	0	0	0	0	0	0	1	1	0	0	0	0	0	0
		F	1	0	0	0	0	0	0	0	0	0	0	0	0	0	1	0	0	0	0	0	0
C259	Pancreas NOS	T	22	0	0	1	1	0	0	2	0	0	0	0	2	5	3	5	2	1	0	0	
		M	9	0	0	0	1	0	0	2	0	0	0	0	0	2	2	0	1	1	0	0	
		F	13	0	0	1	0	0	0	0	0	0	0	0	2	3	1	5	1	0	0	0	
C269	Gastrointestinal Tract NOS	T	1	0	0	0	0	0	0	0	1	0	0	0	0	0	0	0	0	0	0	0	
		M	1	0	0	0	0	0	0	0	0	1	0	0	0	0	0	0	0	0	0	0	
		F	0	0	0	0	0	0	0	0	0	0	0	0	0	0	0	0	0	0	0	0	
C300	Nasal Cavity	T	37	0	0	0	0	1	1	3	2	2	5	5	6	4	0	6	1	1	0	0	
		M	26	0	0	0	0	0	0	3	1	1	3	5	5	3	0	4	0	1	0	0	
		F	11	0	0	0	0	1	1	0	1	1	2	0	1	1	0	2	1	0	0	0	
C301	Middle Ear	T	2	0	0	0	0	0	0	0	1	0	0	0	1	0	0	0	0	0	0	0	
		M	0	0	0	0	0	0	0	0	0	0	0	0	0	0	0	0	0	0	0	0	
		F	2	0	0	0	0	0	0	0	0	1	0	0	0	1	0	0	0	0	0	0	
C310	Maxillary Sinus	T	11	0	1	0	0	0	0	0	0	1	4	0	0	3	2	0	0	0	0	0	
		M	7	0	1	0	0	0	0	0	0	0	2	0	0	2	2	0	0	0	0	0	
		F	4	0	0	0	0	0	0	0	0	1	2	0	0	1	0	0	0	0	0	0	
C311	Ethmoid Sinus	T	1	0	0	0	0	0	0	0	0	0	0	0	0	0	0	1	0	0	0	0	
		M	1	0	0	0	0	0	0	0	0	0	0	0	0	0	0	1	0	0	0	0	
		F	0	0	0	0	0	0	0	0	0	0	0	0	0	0	0	0	0	0	0	0	
C319	Accessory Sinus NOS	T	1	0	0	0	0	0	0	0	0	0	0	0	0	0	1	0	0	0	0	0	
		M	1	0	0	0	0	0	0	0	0	0	0	0	0	0	1	0	0	0	0	0	
		F	0	0	0	0	0	0	0	0	0	0	0	0	0	0	0	0	0	0	0	0	
C320	Glottis	T	38	0	0	0	0	0	0	1	0	3	2	7	5	9	4	5	2	0	0	0	
		M	36	0	0	0	0	0	0	1	0	2	2	7	4	9	4	5	2	0	0	0	
		F	2	0	0	0	0	0	0	0	0	1	0	0	1	0	0	0	0	0	0	0	
C321	Supraglottis	T	34	0	0	0	0	0	1	0	0	1	8	4	4	7	3	4	1	0	0	1	
		M	32	0	0	0	0	0	0	0	0	1	8	4	4	7	3	3	1	0	0	1	
		F	2	0	0	0	0	0	1	0	0	0	0	0	0	0	0	1	0	0	0	0	

**TABLE V : PRIMARY SITE BY AGE GROUP (cont.)**

SITE / AGE - GROUP		1+	5+	10+	15+	20+	25+	30+	35+	40+	45+	50+	55+	60+	65+	70+	75+	80+	85+	90+	95+	
C323	Laryngeal Cartilage	T	1	0	0	0	0	0	0	0	0	0	0	0	1	0	0	0	0	0	0	0
		M	1	0	0	0	0	0	0	0	0	0	0	0	1	0	0	0	0	0	0	0
		F	0	0	0	0	0	0	0	0	0	0	0	0	0	0	0	0	0	0	0	0
C328	Larynx: Overlapping	T	5	0	0	0	0	0	0	1	0	0	0	0	2	1	1	0	0	0	0	0
		M	5	0	0	0	0	0	0	1	0	0	0	0	2	1	1	0	0	0	0	0
		F	0	0	0	0	0	0	0	0	0	0	0	0	0	0	0	0	0	0	0	0
C329	Larynx NOS	T	1	0	0	0	0	0	0	0	0	0	0	0	0	1	0	0	0	0	0	0
		M	1	0	0	0	0	0	0	0	0	0	0	0	0	1	0	0	0	0	0	0
		F	0	0	0	0	0	0	0	0	0	0	0	0	0	0	0	0	0	0	0	0
C339	Trachea	T	3	0	0	0	0	0	0	1	0	0	0	0	2	0	0	0	0	0	0	0
		M	2	0	0	0	0	0	0	1	0	0	0	0	1	0	0	0	0	0	0	0
		F	1	0	0	0	0	0	0	0	0	0	0	0	1	0	0	0	0	0	0	0
C340	Bronchus: Main	T	10	0	0	0	0	0	0	0	0	2	0	1	3	4	0	0	0	0	0	0
		M	7	0	0	0	0	0	0	0	0	1	0	1	1	4	0	0	0	0	0	0
		F	3	0	0	0	0	0	0	0	0	1	0	0	2	0	0	0	0	0	0	0
C341	Lung: Upper Lobe	T	291	0	0	0	2	0	0	2	3	8	28	40	44	54	42	26	31	7	2	2
		M	174	0	0	0	1	0	0	1	1	4	14	25	20	36	27	19	22	4	0	0
		F	117	0	0	0	1	0	0	1	2	4	14	15	24	18	15	7	9	3	2	2
C342	Lung: Middle Lobe	T	35	0	0	0	0	0	0	1	0	1	1	6	4	2	8	7	1	3	1	0
		M	14	0	0	0	0	0	0	0	0	0	0	1	0	1	5	4	1	1	1	0
		F	21	0	0	0	0	0	0	1	0	1	1	5	4	1	3	3	0	2	0	0
C343	Lung: Lower Lobe	T	176	0	1	0	0	0	0	2	4	9	12	25	35	19	21	20	17	9	2	0
		M	87	0	1	0	0	0	0	0	2	3	3	14	16	7	12	13	9	5	2	0
		F	89	0	0	0	0	0	0	2	2	6	9	11	19	12	9	7	8	4	0	0
C348	Lung, Bronchus: Overlap	T	2	0	0	0	0	0	0	0	0	0	0	0	0	2	0	0	0	0	0	0
		M	2	0	0	0	0	0	0	0	0	0	0	0	0	2	0	0	0	0	0	0
		F	0	0	0	0	0	0	0	0	0	0	0	0	0	0	0	0	0	0	0	0
C349	Lung NOS	T	99	0	0	0	0	0	0	2	2	6	6	10	21	17	12	11	8	2	2	0
		M	53	0	0	0	0	0	0	1	1	5	2	5	9	12	9	6	2	1	0	0
		F	46	0	0	0	0	0	0	1	1	1	4	5	12	5	3	5	6	1	2	0
C379	Thymus	T	5	0	0	0	0	0	0	1	0	0	1	0	1	1	0	1	0	0	0	0
		M	3	0	0	0	0	0	0	1	0	0	0	0	0	1	0	1	0	0	0	0
		F	2	0	0	0	0	0	0	0	0	0	1	0	1	0	0	0	0	0	0	0

TABLE V : PRIMARY SITE BY AGE GROUP (cont.)

SITE / AGE - GROUP			1+	5+	10+	15+	20+	25+	30+	35+	40+	45+	50+	55+	60+	65+	70+	75+	80+	85+	90+	95+		
C380	Heart	T	1	0	0	1	0	0	0	0	0	0	0	0	0	0	0	0	0	0	0	0	0	
		M	0	0	0	0	0	0	0	0	0	0	0	0	0	0	0	0	0	0	0	0	0	0
		F	1	0	0	1	0	0	0	0	0	0	0	0	0	0	0	0	0	0	0	0	0	0
C381	Mediastinum: Anterior	T	11	0	0	0	0	3	1	3	2	0	0	0	0	0	1	1	0	0	0	0	0	
		M	6	0	0	0	0	1	1	2	2	0	0	0	0	0	0	0	0	0	0	0	0	0
		F	5	0	0	0	0	2	0	1	0	0	0	0	0	0	1	1	0	0	0	0	0	0
C383	Mediastinum NOS	T	2	0	0	0	0	0	0	0	1	0	0	1	0	0	0	0	0	0	0	0	0	0
		M	0	0	0	0	0	0	0	0	0	0	0	0	0	0	0	0	0	0	0	0	0	0
		F	2	0	0	0	0	0	0	0	0	1	0	0	1	0	0	0	0	0	0	0	0	0
C384	Pleura NOS	T	4	0	0	0	0	0	0	0	0	0	0	1	0	1	2	0	0	0	0	0	0	0
		M	1	0	0	0	0	0	0	0	0	0	0	0	0	1	0	0	0	0	0	0	0	0
		F	3	0	0	0	0	0	0	0	0	0	0	1	0	0	2	0	0	0	0	0	0	0
C400	Bone: Upper Long	T	6	0	0	1	0	0	1	0	1	0	0	0	1	1	1	0	0	0	0	0	0	0
		M	2	0	0	0	0	0	1	0	0	0	0	0	0	1	0	0	0	0	0	0	0	0
		F	4	0	0	1	0	0	0	0	0	1	0	0	0	1	0	1	0	0	0	0	0	0
C402	Bone: Lower Long	T	14	0	2	2	2	1	0	2	0	0	1	2	1	1	0	0	0	0	0	0	0	0
		M	7	0	1	1	1	1	0	1	0	0	1	1	0	0	0	0	0	0	0	0	0	0
		F	7	0	1	1	1	0	0	1	0	0	0	1	1	1	0	0	0	0	0	0	0	0
C410	Bone: Skull and Face	T	9	0	0	2	1	1	0	0	1	1	1	0	0	1	0	1	0	0	0	0	0	0
		M	5	0	0	1	1	1	0	0	0	0	1	0	0	1	0	0	0	0	0	0	0	0
		F	4	0	0	1	0	0	0	0	1	1	0	0	0	0	0	1	0	0	0	0	0	0
C411	Bone: Mandible	T	2	0	0	0	0	1	0	0	0	0	1	0	0	0	0	0	0	0	0	0	0	0
		M	2	0	0	0	0	1	0	0	0	0	1	0	0	0	0	0	0	0	0	0	0	0
		F	0	0	0	0	0	0	0	0	0	0	0	0	0	0	0	0	0	0	0	0	0	0
C412	Bone: Vertebral Column	T	4	0	0	1	0	0	0	0	1	0	0	0	0	1	0	0	1	0	0	0	0	0
		M	3	0	0	1	0	0	0	0	1	0	0	0	0	0	0	0	1	0	0	0	0	0
		F	1	0	0	0	0	0	0	0	0	0	0	0	0	1	0	0	0	0	0	0	0	0
C413	Bone: Rib, Sterum, Clavicle	T	7	0	0	1	1	0	0	0	1	2	0	0	1	0	0	1	0	0	0	0	0	0
		M	4	0	0	0	0	0	0	0	0	2	0	0	1	0	0	1	0	0	0	0	0	0
		F	3	0	0	1	1	0	0	0	1	0	0	0	0	0	0	0	0	0	0	0	0	0
C414	Bone: Pelvic, Sacrum, Coccyx	T	9	1	0	0	0	2	1	0	0	1	0	2	1	0	0	1	0	0	0	0	0	0
		M	4	0	0	0	0	1	1	0	0	0	0	1	0	0	0	1	0	0	0	0	0	0
		F	5	1	0	0	0	1	0	0	0	1	0	1	1	0	0	0	0	0	0	0	0	0

**TABLE V : PRIMARY SITE BY AGE GROUP (cont.)**

SITE / AGE - GROUP			1+	5+	10+	15+	20+	25+	30+	35+	40+	45+	50+	55+	60+	65+	70+	75+	80+	85+	90+	95+	
C419	Bone NOS	T	1	0	0	0	0	0	0	0	0	0	0	0	0	0	1	0	0	0	0	0	
		M	1	0	0	0	0	0	0	0	0	0	0	0	0	0	0	1	0	0	0	0	0
		F	0	0	0	0	0	0	0	0	0	0	0	0	0	0	0	0	0	0	0	0	0
C421	Bone Marrow	T	296	7	11	4	9	5	5	7	11	15	15	17	41	36	36	25	21	15	14	2	0
		M	157	3	4	4	7	4	3	5	5	6	10	13	16	18	24	12	10	6	7	0	0
		F	139	4	7	0	2	1	2	2	6	9	5	4	25	18	12	13	11	9	7	2	0
C422	Spleen	T	2	0	0	0	0	0	0	0	0	1	0	0	1	0	0	0	0	0	0	0	0
		M	1	0	0	0	0	0	0	0	0	0	0	0	1	0	0	0	0	0	0	0	0
		F	1	0	0	0	0	0	0	0	0	1	0	0	0	0	0	0	0	0	0	0	0
C440	Skin of lip, NOS	T	7	0	0	0	1	0	0	0	0	0	0	1	1	3	0	0	1	0	1	0	0
		M	3	0	0	0	0	0	0	0	0	0	0	0	0	2	0	0	1	0	0	0	0
		F	4	0	0	0	1	0	0	0	0	0	0	0	1	1	0	0	0	0	1	0	0
C441	Eyelid	T	15	0	0	1	0	0	0	0	0	0	0	1	4	1	2	2	1	1	2	0	0
		M	5	0	0	1	0	0	0	0	0	0	0	0	2	0	1	1	0	0	0	0	0
		F	10	0	0	0	0	0	0	0	0	0	0	1	2	1	1	1	1	1	2	0	0
C442	External Ear	T	20	0	0	0	0	0	0	1	2	1	1	0	3	3	4	3	1	0	1	0	0
		M	6	0	0	0	0	0	0	0	0	0	0	1	0	1	1	2	0	0	0	1	0
		F	14	0	0	0	0	0	0	0	1	2	1	0	0	2	2	2	3	1	0	0	0
C443	Skin: Cheek ChinFaceForehead	T	120	0	1	1	1	1	0	2	0	4	2	4	11	22	11	18	17	15	7	2	0
		M	49	0	1	1	0	0	1	0	0	0	3	1	1	3	8	6	11	6	6	1	0
		F	71	0	0	0	1	1	0	0	2	0	1	1	3	8	14	5	7	11	9	6	2
C444	Skin of Scalp and Neck	T	21	0	0	0	0	1	2	0	1	0	0	0	1	2	1	3	6	1	2	1	0
		M	11	0	0	0	0	0	1	0	0	0	0	0	1	2	1	2	2	0	1	1	0
		F	10	0	0	0	0	1	1	0	1	0	0	0	0	0	0	1	4	1	1	0	0
C445	Skin of Trunk	T	21	0	1	0	0	1	0	1	0	0	1	4	1	1	3	3	1	2	1	1	0
		M	14	0	1	0	0	0	0	0	0	0	1	3	0	1	2	1	1	2	1	1	0
		F	7	0	0	0	0	1	0	1	0	0	0	1	1	0	1	2	0	0	0	0	0
C446	Skin of upper limb & shoulder	T	17	0	0	0	0	0	2	0	0	0	1	3	0	2	1	0	0	1	4	3	0
		M	7	0	0	0	0	0	2	0	0	0	0	1	0	0	1	0	0	0	2	1	0
		F	10	0	0	0	0	0	0	0	0	0	1	2	0	2	0	0	0	1	2	2	0
C447	Skin of lower limb and hip	T	29	0	0	0	0	1	1	2	1	0	1	1	6	1	2	5	2	6	0	0	0
		M	17	0	0	0	0	0	0	1	1	0	0	0	5	1	1	5	0	3	0	0	0
		F	12	0	0	0	0	1	1	1	0	0	1	1	1	0	1	0	2	3	0	0	0

TABLE V : PRIMARY SITE BY AGE GROUP (cont.)

SITE / AGE - GROUP			1+	5+	10+	15+	20+	25+	30+	35+	40+	45+	50+	55+	60+	65+	70+	75+	80+	85+	90+	95+	
C448	Skin: Overlapping lesion of	T	1	0	0	0	0	0	0	0	0	0	0	0	0	0	0	0	0	0	1	0	
		M	1	0	0	0	0	0	0	0	0	0	0	0	0	0	0	0	0	0	0	1	0
		F	0	0	0	0	0	0	0	0	0	0	0	0	0	0	0	0	0	0	0	0	0
C449	Skin NOS	T	3	0	1	0	0	0	0	0	0	0	0	0	1	0	0	1	0	0	0	0	
		M	0	0	0	0	0	0	0	0	0	0	0	0	0	0	0	0	0	0	0	0	
		F	3	0	1	0	0	0	0	0	0	0	0	0	1	0	0	1	0	0	0	0	
C480	Retroperitoneum	T	18	1	2	1	1	0	0	1	3	2	0	1	2	2	2	0	0	0	0	0	
		M	8	0	2	1	0	0	0	1	1	1	0	0	0	1	1	0	0	0	0	0	
		F	10	1	0	0	1	0	0	0	0	2	1	0	1	2	1	1	0	0	0	0	
C481	Peritoneum: Specified pts	T	3	0	0	0	0	0	0	0	1	1	1	0	0	0	0	0	0	0	0	0	
		M	2	0	0	0	0	0	0	0	1	1	0	0	0	0	0	0	0	0	0	0	
		F	1	0	0	0	0	0	0	0	0	0	1	0	0	0	0	0	0	0	0	0	
C482	Peritoneum NOS	T	21	0	0	0	0	0	1	0	1	1	4	2	3	2	3	2	1	1	0	0	
		M	3	0	0	0	0	0	0	0	0	0	1	0	1	0	0	1	0	0	0	0	
		F	18	0	0	0	0	0	1	0	1	1	3	2	2	2	3	1	1	1	0	0	
C490	Connective: Head, Face, Neck	T	6	0	1	0	0	0	0	0	1	0	0	0	0	0	1	3	0	0	0	0	
		M	3	0	0	0	0	0	0	0	0	0	0	0	0	0	1	2	0	0	0	0	
		F	3	0	1	0	0	0	0	0	0	1	0	0	0	0	0	1	0	0	0	0	
C491	Connective Upperlimb Shoulder	T	11	0	0	0	1	0	3	0	0	3	0	0	3	0	0	1	0	0	0	0	
		M	8	0	0	0	1	0	3	0	0	2	0	0	2	0	0	0	0	0	0	0	
		F	3	0	0	0	0	0	0	0	0	1	0	0	1	0	0	1	0	0	0	0	
C492	Connective: Lower limb & hip	T	38	0	0	2	2	2	1	1	4	2	4	1	3	2	6	1	4	1	2	0	
		M	17	0	0	1	1	0	1	1	2	0	1	0	3	2	2	0	1	1	1	0	
		F	21	0	0	1	1	2	0	0	2	2	3	1	0	0	4	1	3	0	1	0	
C493	Connective: Thorax	T	10	0	0	0	0	1	1	1	0	2	0	1	1	0	1	1	0	1	0	0	
		M	5	0	0	0	0	0	0	1	0	1	0	0	0	0	1	1	0	1	0	0	
		F	5	0	0	0	0	1	1	0	0	1	0	1	1	0	0	0	0	0	0	0	
C494	Connective: Abdomen	T	9	0	1	0	0	0	0	1	0	0	2	3	0	1	0	0	1	0	0	0	
		M	4	0	0	0	0	0	0	1	0	0	1	2	0	0	0	0	0	0	0	0	
		F	5	0	1	0	0	0	0	0	0	0	1	1	0	1	0	0	1	0	0	0	
C495	Connective: Pelvis	T	12	1	0	0	1	0	0	1	2	0	2	0	2	0	0	1	2	0	0	0	
		M	6	1	0	0	0	0	0	0	1	0	1	0	2	0	0	0	1	0	0	0	
		F	6	0	0	0	1	0	0	1	1	0	1	0	0	0	0	1	1	0	0	0	

**TABLE V : PRIMARY SITE BY AGE GROUP (cont.)**

SITE / AGE - GROUP			1+	5+	10+	15+	20+	25+	30+	35+	40+	45+	50+	55+	60+	65+	70+	75+	80+	85+	90+	95+		
C496	Connective: Trunk NOS	T	4	0	0	0	0	2	0	0	0	1	0	0	0	1	0	0	0	0	0	0	0	
		M	2	0	0	0	0	2	0	0	0	0	0	0	0	0	0	0	0	0	0	0	0	0
		F	2	0	0	0	0	0	0	0	0	0	1	0	0	0	1	0	0	0	0	0	0	0
C499	Connective NOS	T	1	0	0	0	0	0	0	0	0	1	0	0	0	0	0	0	0	0	0	0	0	
		M	1	0	0	0	0	0	0	0	0	1	0	0	0	0	0	0	0	0	0	0	0	0
		F	0	0	0	0	0	0	0	0	0	0	0	0	0	0	0	0	0	0	0	0	0	0
C500	Nipple	T	13	0	0	0	0	0	0	1	0	2	2	6	1	1	0	0	0	0	0	0	0	0
		M	0	0	0	0	0	0	0	0	0	0	0	0	0	0	0	0	0	0	0	0	0	0
		F	13	0	0	0	0	0	0	0	1	0	2	2	6	1	1	0	0	0	0	0	0	0
C501	Central portion of breast	T	94	0	0	0	0	1	1	3	7	14	14	13	10	9	6	3	9	4	0	0	0	0
		M	2	0	0	0	0	0	0	0	0	0	0	1	1	0	0	0	0	0	0	0	0	0
		F	92	0	0	0	0	1	1	3	7	14	13	12	10	9	6	3	9	4	0	0	0	0
C502	Upper-inner quadrant breast	T	127	0	0	0	0	1	3	5	14	11	21	21	19	11	9	9	2	1	0	0	0	0
		M	0	0	0	0	0	0	0	0	0	0	0	0	0	0	0	0	0	0	0	0	0	0
		F	127	0	0	0	0	1	3	5	14	11	21	21	19	11	9	9	2	1	0	0	0	0
C503	Lower-inner quadrant breast	T	44	0	0	0	0	0	2	4	1	6	8	8	4	1	1	5	3	1	0	0	0	0
		M	0	0	0	0	0	0	0	0	0	0	0	0	0	0	0	0	0	0	0	0	0	0
		F	44	0	0	0	0	0	2	4	1	6	8	8	4	1	1	5	3	1	0	0	0	0
C504	Upper-outer quadrant breast	T	326	0	0	0	1	0	7	8	35	56	48	48	43	35	28	10	3	3	1	0	0	0
		M	1	0	0	0	0	0	0	0	0	0	1	0	0	0	0	0	0	0	0	0	0	0
		F	325	0	0	0	1	0	7	8	35	56	47	48	43	35	28	10	3	3	1	0	0	0
C505	Lower-outer quadrant breast	T	70	0	0	0	0	0	0	3	10	7	8	8	9	15	5	3	2	0	0	0	0	0
		M	1	0	0	0	0	0	0	0	0	0	0	0	0	0	0	1	0	0	0	0	0	0
		F	69	0	0	0	0	0	0	3	10	7	8	8	9	15	5	2	2	0	0	0	0	0
C506	Axillary tail of breast	T	1	0	0	0	0	0	0	0	0	0	0	0	0	0	0	1	0	0	0	0	0	0
		M	0	0	0	0	0	0	0	0	0	0	0	0	0	0	0	0	0	0	0	0	0	0
		F	1	0	0	0	0	0	0	0	0	0	0	0	0	0	0	1	0	0	0	0	0	0
C508	Overlapping lesion of breast	T	171	0	0	0	0	2	2	6	18	27	34	21	21	22	8	6	3	0	1	0	0	0
		M	0	0	0	0	0	0	0	0	0	0	0	0	0	0	0	0	0	0	0	0	0	0
		F	171	0	0	0	0	2	2	6	18	27	34	21	21	22	8	6	3	0	1	0	0	0
C509	Breast NOS	T	167	0	0	0	0	2	3	9	19	19	27	23	20	25	10	6	3	1	0	0	0	0
		M	0	0	0	0	0	0	0	0	0	0	0	0	0	0	0	0	0	0	0	0	0	0
		F	167	0	0	0	0	2	3	9	19	19	27	23	20	25	10	6	3	1	0	0	0	0

TABLE V : PRIMARY SITE BY AGE GROUP (cont.)

SITE / AGE - GROUP			1+	5+	10+	15+	20+	25+	30+	35+	40+	45+	50+	55+	60+	65+	70+	75+	80+	85+	90+	95+			
C510	Labium majus	T	4	0	0	0	0	1	0	0	0	0	1	0	0	1	1	0	0	0	0	0	0		
		M	0	0	0	0	0	0	0	0	0	0	0	0	0	0	0	0	0	0	0	0	0	0	
		F	4	0	0	0	0	1	0	0	0	0	0	1	0	0	1	1	0	0	0	0	0	0	
C519	Vulva NOS	T	18	0	0	0	0	0	0	0	0	0	2	0	1	1	2	3	3	4	1	1			
		M	0	0	0	0	0	0	0	0	0	0	0	0	0	0	0	0	0	0	0	0	0	0	0
		F	18	0	0	0	0	0	0	0	0	0	0	2	0	1	1	2	3	3	4	1	1		
C529	Vagina NOS	T	8	0	0	0	0	0	0	1	0	0	2	0	0	1	2	2	0	0	0	0	0	0	
		M	0	0	0	0	0	0	0	0	0	0	0	0	0	0	0	0	0	0	0	0	0	0	0
		F	8	0	0	0	0	0	0	0	1	0	0	2	0	0	1	2	2	0	0	0	0	0	0
C539	Cervix uteri	T	216	0	0	0	1	1	5	9	18	25	22	23	20	25	23	23	5	11	4	1	1		
		M	0	0	0	0	1	0	0	0	0	0	0	0	0	0	0	0	0	0	0	0	0	0	0
		F	216	0	0	0	0	1	5	9	18	25	22	23	20	25	23	23	5	11	4	1	1		
C541	Endometrium	T	174	0	0	0	1	0	2	2	1	8	9	23	33	32	26	17	13	4	2	1	0		
		M	0	0	0	0	0	0	0	0	0	0	0	0	0	0	0	0	0	0	0	0	0	0	0
		F	174	0	0	0	1	0	2	2	1	8	9	23	33	32	26	17	13	4	2	1	0		
C542	Myometrium	T	3	0	0	0	0	0	0	0	0	1	0	1	0	1	0	0	0	0	0	0	0	0	
		M	0	0	0	0	0	0	0	0	0	0	0	0	0	0	0	0	0	0	0	0	0	0	0
		F	3	0	0	0	0	0	0	0	0	1	0	1	0	1	0	0	0	0	0	0	0	0	0
C548	Corpus uteri: Overlap	T	14	0	0	0	0	0	0	1	0	1	0	2	2	3	3	0	1	1	0	0			
		M	0	0	0	0	0	0	0	0	0	0	0	0	0	0	0	0	0	0	0	0	0	0	0
		F	14	0	0	0	0	0	0	0	1	0	1	0	2	2	3	3	0	1	1	0	0		
C549	Corpus uteri	T	4	0	0	0	0	0	0	0	0	0	0	0	0	1	2	0	1	0	0	0	0	0	
		M	0	0	0	0	0	0	0	0	0	0	0	0	0	0	0	0	0	0	0	0	0	0	0
		F	4	0	0	0	0	0	0	0	0	0	0	0	0	1	2	0	1	0	0	0	0	0	0
C559	Uterus NOS	T	14	0	0	0	0	0	0	0	1	0	3	6	0	3	0	0	1	0	0	0	0	0	
		M	0	0	0	0	0	0	0	0	0	0	0	0	0	0	0	0	0	0	0	0	0	0	0
		F	14	0	0	0	0	0	0	0	0	1	0	3	6	0	3	0	0	1	0	0	0	0	0
C569	Ovary	T	167	1	1	0	0	3	4	5	9	12	26	32	24	18	16	7	6	1	2	0	0		
		M	0	0	0	0	0	0	0	0	0	0	0	0	0	0	0	0	0	0	0	0	0	0	0
		F	167	1	1	0	0	3	4	5	9	12	26	32	24	18	16	7	6	1	2	0	0		
C570	Fallopian tube	T	9	0	0	0	0	0	0	1	0	1	0	0	4	1	0	1	0	1	0	0	0	0	
		M	0	0	0	0	0	0	0	0	0	0	0	0	0	0	0	0	0	0	0	0	0	0	0
		F	9	0	0	0	0	0	0	0	1	0	1	0	0	4	1	0	1	0	1	0	0	0	0



**TABLE V : PRIMARY SITE BY AGE GROUP (cont.)**

SITE / AGE - GROUP		1+	5+	10+	15+	20+	25+	30+	35+	40+	45+	50+	55+	60+	65+	70+	75+	80+	85+	90+	95+		
C574	Uterine adnexa	T	2	0	0	0	0	0	0	0	0	0	0	0	2	0	0	0	0	0	0	0	
		M	0	0	0	0	0	0	0	0	0	0	0	0	0	0	0	0	0	0	0	0	0
		F	2	0	0	0	0	0	0	0	0	0	0	0	0	2	0	0	0	0	0	0	0
C579	Female genital tract NOS	T	1	0	0	0	0	0	0	0	0	0	0	0	0	0	0	0	1	0	0	0	
		M	0	0	0	0	0	0	0	0	0	0	0	0	0	0	0	0	0	0	0	0	0
		F	1	0	0	0	0	0	0	0	0	0	0	0	0	0	0	0	1	0	0	0	0
C589	Placenta	T	7	0	0	0	0	1	1	3	1	1	0	0	0	0	0	0	0	0	0	0	0
		M	0	0	0	0	0	0	0	0	0	0	0	0	0	0	0	0	0	0	0	0	0
		F	7	0	0	0	0	1	1	3	1	1	0	0	0	0	0	0	0	0	0	0	0
C609	Penis NOS	T	6	0	0	0	0	0	1	0	0	2	1	0	0	0	0	2	0	0	0	0	
		M	6	0	0	0	0	0	1	0	0	2	1	0	0	0	0	2	0	0	0	0	
		F	0	0	0	0	0	0	0	0	0	0	0	0	0	0	0	0	0	0	0	0	0
C619	Prostate gland	T	446	0	0	0	0	0	0	2	1	7	21	51	102	95	101	43	19	4	0	0	
		M	446	0	0	0	0	0	0	2	1	7	21	51	102	95	101	43	19	4	0	0	
		F	0	0	0	0	0	0	0	0	0	0	0	0	0	0	0	0	0	0	0	0	0
C629	Testis NOS	T	9	2	1	0	0	1	1	1	0	0	0	0	1	0	0	2	0	0	0	0	
		M	9	2	1	0	0	1	1	1	0	0	0	0	1	0	0	2	0	0	0	0	
		F	0	0	0	0	0	0	0	0	0	0	0	0	0	0	0	0	0	0	0	0	0
C632	Scrotum NOS	T	2	0	0	0	0	0	0	0	0	0	0	1	0	0	0	1	0	0	0	0	
		M	2	0	0	0	0	0	0	0	0	0	0	1	0	0	0	1	0	0	0	0	
		F	0	0	0	0	0	0	0	0	0	0	0	0	0	0	0	0	0	0	0	0	0
C649	Kidney NOS	T	86	3	2	0	1	1	2	3	6	2	8	11	14	9	7	9	6	1	0	0	
		M	63	2	2	0	1	0	1	0	3	4	2	7	7	11	7	6	6	4	0	0	0
		F	23	1	0	0	0	1	0	2	0	2	0	1	4	3	2	1	3	2	1	0	0
C659	Renal pelvis	T	10	0	0	0	0	0	1	0	0	1	1	0	2	0	0	5	0	0	0	0	
		M	5	0	0	0	0	0	0	0	0	1	1	0	0	0	0	3	0	0	0	0	
		F	5	0	0	0	0	0	1	0	0	0	0	0	2	0	0	2	0	0	0	0	
C669	Ureter	T	16	0	0	0	0	0	0	0	0	0	0	1	3	2	5	3	1	1	0	0	
		M	7	0	0	0	0	0	0	0	0	0	0	0	2	2	1	1	1	0	0	0	
		F	9	0	0	0	0	0	0	0	0	0	0	1	1	0	4	2	0	1	0	0	
C670	Trigone of Bladder	T	2	0	0	0	0	0	0	1	0	0	0	0	0	0	0	1	0	0	0	0	
		M	1	0	0	0	0	0	0	0	0	0	0	0	0	0	0	1	0	0	0	0	
		F	1	0	0	0	0	0	0	0	1	0	0	0	0	0	0	0	0	0	0	0	0

TABLE V : PRIMARY SITE BY AGE GROUP (cont.)

SITE / AGE - GROUP			1+	5+	10+	15+	20+	25+	30+	35+	40+	45+	50+	55+	60+	65+	70+	75+	80+	85+	90+	95+		
C671	Dome of Bladder	T	1	0	0	0	0	0	0	0	0	0	0	1	0	0	0	0	0	0	0	0	0	
		M	1	0	0	0	0	0	0	0	0	0	0	0	1	0	0	0	0	0	0	0	0	0
		F	0	0	0	0	0	0	0	0	0	0	0	0	0	0	0	0	0	0	0	0	0	0
C672	Lateral wall of Bladder	T	9	0	0	0	0	0	0	0	0	0	0	1	1	3	0	1	2	1	0	0	0	
		M	5	0	0	0	0	0	0	0	0	0	0	0	0	0	2	0	1	2	0	0	0	0
		F	4	0	0	0	0	0	0	0	0	0	0	0	1	1	1	0	0	0	1	0	0	0
C673	Anterior wall of Bladder	T	7	0	0	0	0	0	0	0	0	0	0	0	1	1	2	0	2	1	0	0	0	
		M	6	0	0	0	0	0	0	0	0	0	0	0	1	1	1	0	2	1	0	0	0	0
		F	1	0	0	0	0	0	0	0	0	0	0	0	0	0	0	1	0	0	0	0	0	0
C674	Posterior wall of Bladder	T	6	0	0	0	0	0	0	0	0	0	0	1	0	1	0	1	2	1	0	0	0	
		M	3	0	0	0	0	0	0	0	0	0	0	0	0	1	0	1	1	0	0	0	0	0
		F	3	0	0	0	0	0	0	0	0	0	0	0	1	0	0	0	0	1	1	0	0	0
C675	Bladder Neck	T	4	0	0	0	0	0	0	0	0	0	0	0	1	1	1	1	0	0	0	0	0	
		M	1	0	0	0	0	0	0	0	0	0	0	0	1	0	0	0	0	0	0	0	0	0
		F	3	0	0	0	0	0	0	0	0	0	0	0	0	1	1	1	1	0	0	0	0	0
C676	Ureteric Orifice	T	1	0	0	0	0	0	0	0	0	0	0	0	0	0	0	0	0	0	1	0	0	
		M	1	0	0	0	0	0	0	0	0	0	0	0	0	0	0	0	0	0	1	0	0	0
		F	0	0	0	0	0	0	0	0	0	0	0	0	0	0	0	0	0	0	0	0	0	0
C679	Bladder NOS	T	81	0	0	0	0	0	0	2	0	2	2	5	6	13	17	14	14	5	1	0	0	
		M	60	0	0	0	0	0	0	1	0	1	2	3	6	11	14	11	9	2	0	0	0	0
		F	21	0	0	0	0	0	0	1	0	1	0	2	0	2	3	3	5	3	1	0	0	0
C680	Urethra	T	6	0	0	0	0	0	0	0	0	0	0	1	2	1	1	0	0	1	0	0	0	
		M	2	0	0	0	0	0	0	0	0	0	0	0	0	1	1	0	0	0	0	0	0	0
		F	4	0	0	0	0	0	0	0	0	0	0	0	1	2	0	0	0	0	1	0	0	0
C690	Conjunctiva	T	4	0	0	0	0	0	0	1	0	0	1	0	1	0	0	0	0	0	0	1	0	0
		M	3	0	0	0	0	0	0	1	0	0	1	0	1	0	0	0	0	0	0	0	0	0
		F	1	0	0	0	0	0	0	0	0	0	0	0	0	0	0	0	0	0	0	1	0	0
C691	Cornea NOS	T	1	0	0	1	0	0	0	0	0	0	0	0	0	0	0	0	0	0	0	0	0	0
		M	1	0	0	1	0	0	0	0	0	0	0	0	0	0	0	0	0	0	0	0	0	0
		F	0	0	0	0	0	0	0	0	0	0	0	0	0	0	0	0	0	0	0	0	0	0
C692	Retina	T	11	8	2	1	0	0	0	0	0	0	0	0	0	0	0	0	0	0	0	0	0	0
		M	6	5	1	0	0	0	0	0	0	0	0	0	0	0	0	0	0	0	0	0	0	0
		F	5	3	1	1	0	0	0	0	0	0	0	0	0	0	0	0	0	0	0	0	0	0

**TABLE V : PRIMARY SITE BY AGE GROUP (cont.)**

SITE / AGE - GROUP		1+	5+	10+	15+	20+	25+	30+	35+	40+	45+	50+	55+	60+	65+	70+	75+	80+	85+	90+	95+		
C693	Choroid	T	1	0	0	0	0	0	0	0	0	0	0	1	0	0	0	0	0	0	0	0	
		M	0	0	0	0	0	0	0	0	0	0	0	0	0	0	0	0	0	0	0	0	0
		F	1	0	0	0	0	0	0	0	0	0	0	0	1	0	0	0	0	0	0	0	0
C695	Lacrimal Gland	T	2	0	0	0	0	1	0	0	0	0	0	1	0	0	0	0	0	0	0	0	
		M	0	0	0	0	0	0	0	0	0	0	0	0	0	0	0	0	0	0	0	0	0
		F	2	0	0	0	0	1	0	0	0	0	0	1	0	0	0	0	0	0	0	0	0
C696	Orbit NOS	T	10	0	0	0	0	0	1	0	0	0	1	0	2	2	1	2	1	0	0	0	
		M	4	0	0	0	0	0	0	1	0	0	0	1	0	0	0	0	2	0	0	0	0
		F	6	0	0	0	0	0	0	0	0	0	0	0	0	2	2	1	0	1	0	0	0
C710	Cerebrum	T	10	0	1	0	0	0	2	0	1	1	1	1	1	1	0	0	1	0	0	0	
		M	7	0	1	0	0	0	2	0	1	1	0	0	0	1	0	0	1	0	0	0	0
		F	3	0	0	0	0	0	0	0	0	0	1	1	1	0	0	0	0	0	0	0	0
C711	Frontal Lobe	T	22	0	0	0	0	1	3	2	1	1	2	2	5	2	2	0	1	0	0	0	
		M	12	0	0	0	0	0	3	1	0	1	1	0	3	1	1	0	1	0	0	0	0
		F	10	0	0	0	0	1	0	1	1	0	1	2	2	1	1	0	0	0	0	0	0
C712	Temporal Lobe	T	20	0	1	1	0	1	0	0	0	1	0	1	5	1	4	1	4	0	0	0	
		M	13	0	1	0	0	1	0	0	0	1	0	1	3	1	3	1	1	0	0	0	0
		F	7	0	0	1	0	0	0	0	0	0	0	0	2	0	1	0	3	0	0	0	0
C713	Parietal Lobe	T	6	0	0	0	0	0	0	1	0	1	0	0	2	2	0	0	0	0	0	0	
		M	1	0	0	0	0	0	0	0	0	1	0	0	0	0	0	0	0	0	0	0	0
		F	5	0	0	0	0	0	0	0	1	0	0	0	2	2	0	0	0	0	0	0	0
C714	Occipital Lobe	T	3	0	0	0	0	0	0	0	0	1	0	1	0	1	0	0	0	0	0	0	
		M	2	0	0	0	0	0	0	0	0	1	0	0	0	1	0	0	0	0	0	0	0
		F	1	0	0	0	0	0	0	0	0	0	0	0	1	0	0	0	0	0	0	0	0
C715	Ventricle NOS	T	3	0	0	0	0	1	0	0	0	0	1	1	0	0	0	0	0	0	0	0	
		M	1	0	0	0	0	0	0	0	0	0	1	0	0	0	0	0	0	0	0	0	0
		F	2	0	0	0	0	1	0	0	0	0	0	1	0	0	0	0	0	0	0	0	0
C716	Cerebellum NOS	T	6	0	3	1	0	0	0	0	1	0	1	0	0	0	0	0	0	0	0	0	
		M	2	0	2	0	0	0	0	0	0	0	0	0	0	0	0	0	0	0	0	0	0
		F	4	0	1	1	0	0	0	0	0	1	0	1	0	0	0	0	0	0	0	0	0
C717	Brain Stem	T	13	2	0	2	1	1	2	0	0	0	1	2	0	0	1	1	0	0	0	0	
		M	8	2	0	0	0	1	1	0	0	0	1	1	0	0	1	1	0	0	0	0	0
		F	5	0	0	2	1	0	1	0	0	0	0	1	0	0	0	0	0	0	0	0	0

**TABLE V : PRIMARY SITE BY AGE GROUP (cont.)**

SITE / AGE - GROUP		1+	5+	10+	15+	20+	25+	30+	35+	40+	45+	50+	55+	60+	65+	70+	75+	80+	85+	90+	95+		
C718	Brain: Overlap	T	6	0	0	0	0	0	0	0	0	1	1	2	1	0	0	0	0	1	0	0	
		M	5	0	0	0	0	0	0	0	0	0	1	1	1	1	0	0	0	0	1	0	0
		F	1	0	0	0	0	0	0	0	0	0	0	0	1	0	0	0	0	0	0	0	0
C719	Brain NOS	T	18	1	1	0	0	0	1	1	2	4	0	2	0	2	3	0	1	0	0	0	
		M	10	0	1	0	0	0	1	0	2	2	0	1	0	1	2	0	0	0	0	0	
		F	8	1	0	0	0	0	0	1	0	2	0	1	0	1	1	0	1	0	0	0	
C720	Spinal Cord	T	2	0	0	0	0	0	0	0	0	1	0	1	0	0	0	0	0	0	0	0	
		M	1	0	0	0	0	0	0	0	0	1	0	0	0	0	0	0	0	0	0	0	
		F	1	0	0	0	0	0	0	0	0	0	0	1	0	0	0	0	0	0	0	0	
C723	Optic Nerve	T	2	0	1	1	0	0	0	0	0	0	0	0	0	0	0	0	0	0	0	0	
		M	0	0	0	0	0	0	0	0	0	0	0	0	0	0	0	0	0	0	0	0	
		F	2	0	1	1	0	0	0	0	0	0	0	0	0	0	0	0	0	0	0	0	
C729	Nervous System NOS	T	5	0	0	0	0	0	1	0	0	1	0	0	1	1	0	1	0	0	0	0	
		M	2	0	0	0	0	0	0	0	0	0	0	0	1	0	0	1	0	0	0	0	
		F	3	0	0	0	0	0	1	0	0	1	0	0	0	1	0	0	0	0	0	0	
C739	Thyroid Gland	T	394	0	0	3	2	14	24	36	48	30	35	46	46	28	32	24	10	14	1	1	
		M	79	0	0	0	1	6	5	8	6	6	7	3	5	6	11	7	3	4	0	1	
		F	315	0	0	3	1	8	19	28	42	24	28	43	41	22	21	17	7	10	1	0	
C740	Cortex of Adrenal Gland	T	3	0	0	0	0	0	0	0	0	0	0	0	1	0	1	0	1	0	0		
		M	2	0	0	0	0	0	0	0	0	0	0	0	1	0	1	0	0	0	0		
		F	1	0	0	0	0	0	0	0	0	0	0	0	0	0	0	0	1	0	0		
C741	Medulla of Adrenal Gland	T	1	0	0	0	0	0	0	0	0	0	0	1	0	0	0	0	0	0	0		
		M	1	0	0	0	0	0	0	0	0	0	0	1	0	0	0	0	0	0	0		
		F	0	0	0	0	0	0	0	0	0	0	0	0	0	0	0	0	0	0	0		
C749	Adrenal Gland NOS	T	10	3	2	0	0	1	0	1	1	0	0	1	1	0	0	0	0	0	0		
		M	4	1	1	0	0	0	0	0	0	0	0	1	1	0	0	0	0	0	0		
		F	6	2	1	0	0	1	0	1	1	0	0	0	0	0	0	0	0	0	0		
C750	Parathyroid Gland	T	2	0	0	0	0	0	0	0	0	1	0	0	0	1	0	0	0	0	0		
		M	0	0	0	0	0	0	0	0	0	0	0	0	0	0	0	0	0	0	0		
		F	2	0	0	0	0	0	0	0	0	1	0	0	0	1	0	0	0	0	0		
C753	Pineal Gland	T	5	0	0	0	0	4	0	0	1	0	0	0	0	0	0	0	0	0	0		
		M	5	0	0	0	0	4	0	0	1	0	0	0	0	0	0	0	0	0	0		
		F	0	0	0	0	0	0	0	0	0	0	0	0	0	0	0	0	0	0			

**TABLE V : PRIMARY SITE BY AGE GROUP (cont.)**

SITE / AGE - GROUP			1+	5+	10+	15+	20+	25+	30+	35+	40+	45+	50+	55+	60+	65+	70+	75+	80+	85+	90+	95+	
C760	Head, Face or Neck NOS	T	1	0	0	0	0	0	0	0	0	0	0	0	0	0	1	0	0	0	0	0	
		M	1	0	0	0	0	0	0	0	0	0	0	0	0	0	0	1	0	0	0	0	0
		F	0	0	0	0	0	0	0	0	0	0	0	0	0	0	0	0	0	0	0	0	0
C761	Thorax NOS	T	4	0	0	0	0	0	0	0	0	1	0	1	0	1	0	0	0	1	0	0	
		M	0	0	0	0	0	0	0	0	0	0	0	0	0	0	0	0	0	0	0	0	0
		F	4	0	0	0	0	0	0	0	0	0	1	0	1	0	1	0	0	0	1	0	0
C762	Abdomen NOS	T	2	1	0	0	0	0	0	1	0	0	0	0	0	0	0	0	0	0	0	0	
		M	1	1	0	0	0	0	0	0	0	0	0	0	0	0	0	0	0	0	0	0	0
		F	1	0	0	0	0	0	0	0	1	0	0	0	0	0	0	0	0	0	0	0	0
C763	Pelvis NOS	T	5	2	0	0	0	0	0	0	0	0	0	1	1	0	1	0	0	0	0	0	
		M	1	1	0	0	0	0	0	0	0	0	0	0	0	0	0	0	0	0	0	0	0
		F	4	1	0	0	0	0	0	0	0	0	0	0	1	1	0	1	0	0	0	0	0
C770	Lymph Nodes: HeadFaceNeck	T	77	1	2	2	1	5	6	2	3	1	4	8	10	7	4	6	5	6	2	2	0
		M	44	0	1	1	0	3	6	1	0	1	2	5	5	4	2	3	3	4	2	1	0
		F	33	1	1	1	1	2	0	1	3	0	2	3	5	3	2	3	2	2	0	1	0
C771	Intrathoracic Lymph Nodes	T	2	0	0	0	0	0	1	0	0	0	0	1	0	0	0	0	0	0	0	0	
		M	1	0	0	0	0	0	0	0	0	0	0	1	0	0	0	0	0	0	0	0	0
		F	1	0	0	0	0	0	1	0	0	0	0	0	0	0	0	0	0	0	0	0	0
C772	Intra-abdominal LymphNodes	T	20	0	0	0	0	1	0	1	2	2	0	1	4	6	1	2	0	0	0	0	
		M	4	0	0	0	0	0	0	0	1	0	0	0	1	1	1	0	0	0	0	0	0
		F	16	0	0	0	0	1	0	1	1	2	0	1	3	5	0	2	0	0	0	0	0
C773	Lymph Nodes of axilla or arm	T	15	0	0	1	0	0	0	0	0	0	1	4	2	3	0	3	1	0	0	0	
		M	4	0	0	0	0	0	0	0	0	0	0	0	1	1	0	1	1	0	0	0	0
		F	11	0	0	1	0	0	0	0	0	0	0	1	4	1	2	0	2	0	0	0	0
C774	Lymph Nodes: Leg	T	28	0	0	0	0	0	1	0	2	2	1	3	4	6	4	5	0	0	0	0	
		M	13	0	0	0	0	0	0	0	2	1	0	1	2	4	2	1	0	0	0	0	0
		F	15	0	0	0	0	0	1	0	0	1	1	2	2	2	2	2	4	0	0	0	0
C775	Pelvic Lymph Nodes	T	4	0	0	0	0	0	0	0	0	0	0	1	1	2	0	0	0	0	0	0	
		M	0	0	0	0	0	0	0	0	0	0	0	0	0	0	0	0	0	0	0	0	0
		F	4	0	0	0	0	0	0	0	0	0	0	1	1	2	0	0	0	0	0	0	0
C778	Lymph Nodes: multiple region	T	2	0	0	0	1	0	0	0	0	0	0	0	0	0	0	1	0	0	0	0	
		M	1	0	0	0	0	0	0	0	0	0	0	0	0	0	0	1	0	0	0	0	0
		F	1	0	0	0	1	0	0	0	0	0	0	0	0	0	0	0	0	0	0	0	0

TABLE V : PRIMARY SITE BY AGE GROUP (cont.)

SITE / AGE - GROUP			1+	5+	10+	15+	20+	25+	30+	35+	40+	45+	50+	55+	60+	65+	70+	75+	80+	85+	90+	95+	
C779	Lymph Node NOS	T	2	0	0	0	0	0	0	0	0	0	1	0	0	0	0	1	0	0	0	0	
		M	2	0	0	0	0	0	0	0	0	0	0	1	0	0	0	0	1	0	0	0	0
		F	0	0	0	0	0	0	0	0	0	0	0	0	0	0	0	0	0	0	0	0	0
C809	Unknown Primary Site	T	125	0	0	0	0	3	2	2	4	14	6	23	12	17	16	8	10	6	2	0	
		M	63	0	0	0	0	1	0	1	0	9	6	15	8	8	8	3	3	0	1	0	
		F	62	0	0	0	0	2	2	1	4	5	0	8	4	9	8	5	7	6	1	0	
Z850	Personal history of malignant neoplasm of digestive organs	T	4	0	0	0	0	0	0	0	0	0	0	3	0	1	0	0	0	0	0	0	
		M	2	0	0	0	0	0	0	0	0	0	0	1	0	1	0	0	0	0	0	0	
		F	2	0	0	0	0	0	0	0	0	0	0	2	0	0	0	0	0	0	0	0	
Z851	Personal history of malignant neoplasm of trachea, bronchus and lung	T	1	0	0	0	0	0	0	0	0	0	0	1	0	0	0	0	0	0	0	0	
		M	1	0	0	0	0	0	0	0	0	0	0	1	0	0	0	0	0	0	0	0	
		F	0	0	0	0	0	0	0	0	0	0	0	0	0	0	0	0	0	0	0	0	
Z853	Personal history of malignant neoplasm of breast	T	5	0	0	0	0	0	0	0	1	0	0	0	1	2	1	0	0	0	0	0	
		M	0	0	0	0	0	0	0	0	0	0	0	0	0	0	0	0	0	0	0	0	
		F	5	0	0	0	0	0	0	0	0	1	0	0	1	2	1	0	0	0	0	0	
Z854	Personal history of malignant neoplasm of genital organs	T	4	0	0	0	0	0	0	0	0	0	0	1	0	1	1	0	1	0	0	0	
		M	3	0	0	0	0	0	0	0	0	0	0	0	0	1	1	0	1	0	0	0	
		F	1	0	0	0	0	0	0	0	0	0	0	1	0	0	0	0	0	0	0	0	
Z858	Personal history of malignant neoplasm of other organs and systems	T	1	0	0	0	0	0	0	0	0	0	1	0	0	0	0	0	0	0	0	0	
		M	1	0	0	0	0	0	0	0	0	0	1	0	0	0	0	0	0	0	0	0	
		F	0	0	0	0	0	0	0	0	0	0	0	0	0	0	0	0	0	0	0	0	

**TABLE VI : PATHOLOGY ACCORDING TO SITE**

CODE	GRAND TOTAL	No. of Cases		
		MALE	FEMALE	TOTAL
		<b>2755</b>	<b>3542</b>	<b>6297</b>
<b>C00</b>	<b>MALIGNANT NEOPLASM OF LIP</b>	<b>1</b>	<b>5</b>	<b>6</b>
80703	Squamous cell carcinoma, NOS	1	3	4
80713	Squamous cell carcinoma, keratinizing, NOS	0	2	2
<b>C01-C02</b>	<b>MALIGNANT NEOPLASM OF TONGUE</b>	<b>58</b>	<b>33</b>	<b>91</b>
80703	Squamous cell carcinoma, NOS	27	13	40
80713	Squamous cell carcinoma, keratinizing, NOS	25	18	43
80723	Squamous cell carcinoma, large cell, nonkeratinizing, NOS	2	1	3
85603	Adenosquamous carcinoma	1	0	1
96503	Hodgkin lymphoma, NOS	1	0	1
96733	Mantle cell lymphoma	1	0	1
96803	Malignant lymphoma, large B-cell, diffuse, NOS	1	1	2
<b>C03-C06</b>	<b>MALIGNANT NEOPLASM OF GUM,FLOOR OF MOUTH,PALATE AND OTHER UNSPECIFIED PARTS OF MOUTH</b>	<b>41</b>	<b>26</b>	<b>67</b>
80513	Verrucous carcinoma, NOS	0	2	2
80523	Papillary squamous cell carcinoma	2	1	3
80703	Squamous cell carcinoma, NOS	21	8	29
80713	Squamous cell carcinoma, keratinizing, NOS	14	8	22
82003	Adenoid cystic carcinoma	0	3	3
84303	Mucoepidermoid carcinoma	2	0	2
85003	Infiltrating duct carcinoma, NOS (C50._)	0	1	1
85743	Adenocarcinoma with neuroendocrine differentiation	0	1	1
87203	Malignant melanoma, NOS	0	1	1
89823	Malignant myoepithelioma	1	0	1
96803	Malignant lymphoma, large B-cell, diffuse, NOS	0	1	1
97193	NK/T-cell lymphoma, nasal and nasal-type	1	0	1
<b>C07-C08</b>	<b>MALIGNANT NEOPLASM OF PARAOTID AND OTHER MAJOR SALIVARY GLANDS</b>	<b>14</b>	<b>12</b>	<b>26</b>
80103	Carcinoma, NOS	1	1	2
80703	Squamous cell carcinoma, NOS	3	0	3
80713	Squamous cell carcinoma, keratinizing, NOS	1	0	1
81403	Adenocarcinoma, NOS	1	0	1
82003	Adenoid cystic carcinoma	1	2	3
84303	Mucoepidermoid carcinoma	2	5	7
85003	Infiltrating duct carcinoma, NOS (C50._)	1	0	1
85503	Acinar cell carcinoma	0	4	4
96733	Mantle cell lymphoma	1	0	1
96873	Burkitt lymphoma, NOS	1	0	1
96993	Marginal zone B-cell lymphoma, NOS	2	0	2

**TABLE VI : PATHOLOGY ACCORDING TO SITE (cont.)**

		No. of Cases		
		MALE	FEMALE	TOTAL
<b>C09</b>	<b>MALIGNANT NEOPLASM OF TONSIL</b>	<b>19</b>	<b>15</b>	<b>34</b>
	80703 Squamous cell carcinoma, NOS	14	3	17
	80713 Squamous cell carcinoma, keratinizing, NOS	1	0	1
	80723 Squamous cell carcinoma, large cell, nonkeratinizing, NOS	1	0	1
	95903 Malignant lymphoma, NOS	1	0	1
	95963 Composite Hodgkin and non-Hodgkin lymphoma	0	1	1
	96733 Mantle cell lymphoma	1	0	1
	96803 Malignant lymphoma, large B-cell, diffuse, NOS	1	11	12
<b>C10</b>	<b>MALIGNANT NEOPLASM OF OROPHARYNX</b>	<b>22</b>	<b>0</b>	<b>22</b>
	80703 Squamous cell carcinoma, NOS	18	0	18
	80713 Squamous cell carcinoma, keratinizing, NOS	3	0	3
	80723 Squamous cell carcinoma, large cell, nonkeratinizing, NOS	1	0	1
<b>C11</b>	<b>MALIGNANT NEOPLASM OF NASOPHARYNX</b>	<b>65</b>	<b>26</b>	<b>91</b>
	80103 Carcinoma, NOS	2	0	2
	80703 Squamous cell carcinoma, NOS	6	1	7
	80713 Squamous cell carcinoma, keratinizing, NOS	1	0	1
	80723 Squamous cell carcinoma, large cell, nonkeratinizing, NOS	26	12	38
	80733 Squamous cell carcinoma, small cell, nonkeratinizing	5	1	6
	80823 Lymphoepithelial carcinoma	18	9	27
	82003 Adenoid cystic carcinoma	0	1	1
	84303 Mucoepidermoid carcinoma	1	0	1
	95903 Malignant lymphoma, NOS	1	0	1
	96803 Malignant lymphoma, large B-cell, diffuse, NOS	4	1	5
	97193 NK/T-cell lymphoma, nasal and nasal-type	1	0	1
	97353 Plasmablastic lymphoma	0	1	1
<b>C12</b>	<b>MALIG NEOPLASM OF PYRIFORM SINUS</b>	<b>25</b>	<b>2</b>	<b>27</b>
	80703 Squamous cell carcinoma, NOS	15	1	16
	80713 Squamous cell carcinoma, keratinizing, NOS	9	1	10
	96803 Malignant lymphoma, large B-cell, diffuse, NOS	1	0	1
<b>C13</b>	<b>MALIGNANT NEOPLASM OF HYPOPHARYNX</b>	<b>16</b>	<b>0</b>	<b>16</b>
	80103 Carcinoma, NOS	1	0	1
	80703 Squamous cell carcinoma, NOS	9	0	9
	80713 Squamous cell carcinoma, keratinizing, NOS	6	0	6
<b>C14</b>	<b>MALIGNANT NEOPLASM OF OTHER AND ILL-DEFINE D SITE IN THE LIP OR</b>	<b>6</b>	<b>0</b>	<b>6</b>
	80103 Carcinoma, NOS	1	0	1
	80703 Squamous cell carcinoma, NOS	3	0	3
	80713 Squamous cell carcinoma, keratinizing, NOS	2	0	2
<b>C15</b>	<b>MALIGNANT NEOPLASM OF ESOPHAGUS</b>	<b>69</b>	<b>8</b>	<b>77</b>
	80103 Carcinoma, NOS	1	0	1
	80703 Squamous cell carcinoma, NOS	62	6	68
	80723 Squamous cell carcinoma, large cell, nonkeratinizing, NOS	1	0	1
	81403 Adenocarcinoma, NOS	5	2	7



**TABLE VI : PATHOLOGY ACCORDING TO SITE (cont.)**

		No. of Cases		
		MALE	FEMALE	TOTAL
<b>C16</b>	<b>MALIGNANT NEOPLASM OF STOMACH</b>	<b>54</b>	<b>77</b>	<b>131</b>
80103	Carcinoma, NOS	1	0	1
80323	Spindle cell carcinoma, NOS	0	1	1
80703	Squamous cell carcinoma, NOS	1	0	1
81403	Adenocarcinoma, NOS	29	28	57
81443	Adenocarcinoma, intestinal type (C16...)	1	3	4
81453	Adenocarcinoma, diffuse type (C16...)	2	7	9
82443	Composite carcinoid	0	1	1
82463	Neuroendocrine carcinoma, NOS	0	1	1
82553	Adenocarcinoma with mixed subtypes	2	1	3
83103	Clear cell adenocarcinoma, NOS	1	0	1
84903	Signet ring cell carcinoma	3	18	21
85603	Adenosquamous carcinoma	1	1	2
89361	Gastrointestinal stromal tumor, NOS	2	7	9
96733	Mantle cell lymphoma	2	0	2
96803	Malignant lymphoma, large B-cell, diffuse, NOS	6	6	12
96993	Marginal zone B-cell lymphoma, NOS	3	3	6
<b>C17</b>	<b>MALIGNANT NEOPLASM SMALL INTESTINE</b>	<b>12</b>	<b>12</b>	<b>24</b>
81403	Adenocarcinoma, NOS	4	0	4
81443	Adenocarcinoma, intestinal type (C16...)	0	1	1
82553	Adenocarcinoma with mixed subtypes	0	1	1
84903	Signet ring cell carcinoma	0	1	1
85603	Adenosquamous carcinoma	1	0	1
88503	Liposarcoma, NOS	1	0	1
88903	Leiomyosarcoma, NOS	0	1	1
89361	Gastrointestinal stromal tumor, NOS	2	3	5
96733	Mantle cell lymphoma	0	1	1
96803	Malignant lymphoma, large B-cell, diffuse, NOS	2	3	5
96993	Marginal zone B-cell lymphoma, NOS	0	1	1
97173	Intestinal T-cell lymphoma	2	0	2
<b>C18</b>	<b>MALIGNANT NEOPLASM OF COLON</b>	<b>199</b>	<b>135</b>	<b>334</b>
80103	Carcinoma, NOS	1	3	4
80203	Carcinoma, undifferentiated, NOS	0	1	1
81403	Adenocarcinoma, NOS	163	107	270
82103	Adenocarcinoma in adenomatous polyp	4	1	5
82113	Tubular adenocarcinoma	1	0	1
82133	Serrated adenocarcinoma	1	0	1
82403	Carcinoid tumor, NOS	1	3	4
82553	Adenocarcinoma with mixed subtypes	2	2	4
82613	Adenocarcinoma in villous adenoma	1	1	2
82623	Villous adenocarcinoma	1	0	1
82633	Adenocarcinoma in tubulovillous adenoma	5	3	8
84803	Mucinous adenocarcinoma	8	13	21
84813	Mucin-producing adenocarcinoma	2	1	3
84903	Signet ring cell carcinoma	5	0	5
88903	Leiomyosarcoma, NOS	1	0	1
96803	Malignant lymphoma, large B-cell, diffuse, NOS	3	0	3

**TABLE VI : PATHOLOGY ACCORDING TO SITE (cont.)**

		No. of Cases		
		MALE	FEMALE	TOTAL
<b>C19</b>	<b>MALIGNANT NEOPLASM OF RECTOSIGMOID</b>	<b>31</b>	<b>30</b>	<b>61</b>
81403	Adenocarcinoma, NOS	29	27	56
82113	Tubular adenocarcinoma	1	0	1
82633	Adenocarcinoma in tubulovillous adenoma	0	3	3
84803	Mucinous adenocarcinoma	1	0	1
<b>C20</b>	<b>MALIGNANT NEOPLASM OF RECTUM</b>	<b>132</b>	<b>115</b>	<b>247</b>
80103	Carcinoma, NOS	1	0	1
81403	Adenocarcinoma, NOS	120	98	218
82103	Adenocarcinoma in adenomatous polyp	1	1	2
82403	Carcinoid tumor, NOS	0	2	2
82443	Composite carcinoid	1	0	1
82493	Atypical carcinoid tumor	0	1	1
82553	Adenocarcinoma with mixed subtypes	0	1	1
82613	Adenocarcinoma in villous adenoma	1	1	2
82633	Adenocarcinoma in tubulovillous adenoma	3	6	9
84803	Mucinous adenocarcinoma	4	2	6
84813	Mucin-producing adenocarcinoma	0	1	1
84903	Signet ring cell carcinoma	0	1	1
85603	Adenosquamous carcinoma	0	1	1
96993	Marginal zone B-cell lymphoma, NOS	1	0	1
<b>C21</b>	<b>MALIGNANT NEOPLASM OF ANUS AND ANAL CANAL</b>	<b>5</b>	<b>7</b>	<b>12</b>
80703	Squamous cell carcinoma, NOS	2	3	5
81403	Adenocarcinoma, NOS	3	1	4
82633	Adenocarcinoma in tubulovillous adenoma	0	1	1
84803	Mucinous adenocarcinoma	0	1	1
87203	Malignant melanoma, NOS	0	1	1
<b>C22</b>	<b>MALIGNANT NEOPLASM OF LIVER AND INTRAHEPATIC BILE DUCTS</b>	<b>226</b>	<b>107</b>	<b>333</b>
80103	Carcinoma, NOS	2	1	3
80703	Squamous cell carcinoma, NOS	1	0	1
81403	Adenocarcinoma, NOS	24	17	41
81603	Cholangiocarcinoma (C22.1, C24.0)	30	31	61
81703	Hepatocellular carcinoma, NOS (C22.0)	166	55	221
81713	Hepatocellular carcinoma, fibrolamellar (C22.0)	1	0	1
81743	Hepatocellular carcinoma, clear cell type (C22.0)	0	1	1
89361	Gastrointestinal stromal tumor, NOS	0	1	1
89703	Hepatoblastoma (C22.0)	2	1	3
<b>C23</b>	<b>MALIGNANT NEOPLASM OF GALL BLADDER</b>	<b>9</b>	<b>13</b>	<b>22</b>
81403	Adenocarcinoma, NOS	7	13	20
82603	Papillary adenocarcinoma, NOS	1	0	1
84803	Mucinous adenocarcinoma	1	0	1

**TABLE VI : PATHOLOGY ACCORDING TO SITE (cont.)**

		No. of Cases		
		MALE	FEMALE	TOTAL
<b>C24</b>	<b>MALIGNANT NEOPLASM OF OTHER AND UNSPECIFIED PARTS AND BILIARY TRACT</b>	<b>26</b>	<b>20</b>	<b>46</b>
81403	Adenocarcinoma, NOS	16	14	30
81443	Adenocarcinoma, intestinal type (C16._)	0	1	1
81603	Cholangiocarcinoma (C22.1, C24.0)	8	3	11
81633	Pancreatobiliary-type carcinoma	1	0	1
82553	Adenocarcinoma with mixed subtypes	1	0	1
85003	Infiltrating duct carcinoma, NOS (C50._)	0	2	2
<b>C25</b>	<b>MALIGNANT NEOPLASM OF PANCREAS</b>	<b>44</b>	<b>49</b>	<b>93</b>
80103	Carcinoma, NOS	2	3	5
80413	Small cell carcinoma, NOS	1	0	1
80703	Squamous cell carcinoma, NOS	1	0	1
81403	Adenocarcinoma, NOS	28	33	61
82403	Carcinoid tumor, NOS	3	4	7
82463	Neuroendocrine carcinoma, NOS	0	2	2
84533	Intraductal paillary-mucinous carcinoma, invasive (C25._)	2	2	4
85003	Infiltrating duct carcinoma, NOS (C50._)	3	5	8
85503	Acinar cell carcinoma	1	0	1
85603	Adenosquamous carcinoma	1	0	1
96803	Malignant lymphoma, large B-cell, diffuse, NOS	1	0	1
96873	Burkitt lymphoma, NOS	1	0	1
<b>C26</b>	<b>OTHER AND ILL-DEFFINED DIGESTIVE ORGANS</b>	<b>1</b>	<b>0</b>	<b>1</b>
89361	Gastrointestinal stromal tumor, NOS	1	0	1
<b>C30</b>	<b>MALIGNANT NEOPLASM OF NASAL CAVITY AND MIDDLE EAR</b>	<b>26</b>	<b>13</b>	<b>39</b>
80703	Squamous cell carcinoma, NOS	3	3	6
80713	Squamous cell carcinoma, keratinizing, NOS	1	0	1
80723	Squamous cell carcinoma, large cell, nonkeratinizing, NOS	1	0	1
80823	Lymphoepithelial carcinoma	0	1	1
81403	Adenocarcinoma, NOS	1	0	1
82003	Adenoid cystic carcinoma	2	1	3
82463	Neuroendocrine carcinoma, NOS	1	0	1
88003	Sarcoma, NOS	1	0	1
95223	Olfactory neuroblastoma (C30.0)	1	3	4
95913	Malignant lymphoma, non-Hodgkin, NOS	1	1	2
96803	Malignant lymphoma, large B-cell, diffuse, NOS	4	2	6
97193	NK/T-cell lymphoma, nasal and nasal-type	10	2	12
<b>C31</b>	<b>MALIGNANT NEOPLASM OF ACCESSORY SINUSES</b>	<b>9</b>	<b>4</b>	<b>13</b>
80133	Large cell neuroendocrine carcinoma	1	0	1
80703	Squamous cell carcinoma, NOS	1	2	3
80713	Squamous cell carcinoma, keratinizing, NOS	2	0	2
81403	Adenocarcinoma, NOS	1	0	1
83103	Clear cell adenocarcinoma, NOS	0	1	1
87203	Malignant melanoma, NOS	1	0	1
89823	Malignant myoepithelioma	1	0	1
95223	Olfactory neuroblastoma (C30.0)	0	1	1
96803	Malignant lymphoma, large B-cell, diffuse, NOS	1	0	1
96873	Burkitt lymphoma, NOS	1	0	1

**TABLE VI : PATHOLOGY ACCORDING TO SITE (cont.)**

		No. of Cases		
		MALE	FEMALE	TOTAL
<b>C32</b>	<b>MALIGNANT NEOPLASM OF LARYNX</b>	<b>75</b>	<b>4</b>	<b>79</b>
80513	Verrucous carcinoma, NOS	1	0	1
80703	Squamous cell carcinoma, NOS	48	3	51
80713	Squamous cell carcinoma, keratinizing, NOS	24	0	24
80723	Squamous cell carcinoma, large cell, nonkeratinizing, NOS	1	0	1
82003	Adenoid cystic carcinoma	1	0	1
97343	Plasmacytoma, extramedullary	0	1	1
<b>C33-C34</b>	<b>MALIG NEOPLASM OF TRACHEA BRONCHUS AND LUNG</b>	<b>317</b>	<b>259</b>	<b>576</b>
80043	Malignant tumor, spindle cell type	1	1	2
80103	Carcinoma, NOS	34	7	41
80123	Large cell carcinoma, NOS	5	1	6
80133	Large cell neuroendocrine carcinoma	1	1	2
80413	Small cell carcinoma, NOS	21	4	25
80453	Combined small cell carcinoma	0	1	1
80463	Non-small cell carcinoma (C34._)	26	12	38
80703	Squamous cell carcinoma, NOS	30	7	37
80713	Squamous cell carcinoma, keratinizing, NOS	1	0	1
80823	Lymphoepithelial carcinoma	0	2	2
81403	Adenocarcinoma, NOS	141	146	287
82003	Adenoid cystic carcinoma	0	1	1
82403	Carcinoid tumor, NOS	1	1	2
82463	Neuroendocrine carcinoma, NOS	2	0	2
82493	Atypical carcinoid tumor	0	1	1
82503	Bronchiolo-alveolar adenocarcinoma (C34._)	0	1	1
82553	Adenocarcinoma with mixed subtypes	25	48	73
82603	Papillary adenocarcinoma, NOS	1	4	5
84303	Mucoepidermoid carcinoma	3	0	3
84803	Mucinous adenocarcinoma	3	3	6
84813	Mucin-producing adenocarcinoma	2	0	2
84903	Signet ring cell carcinoma	1	0	1
85503	Acinar cell carcinoma	11	12	23
85603	Adenosquamous carcinoma	2	0	2
85743	Adenocarcinoma with neuroendocrine differentiation	1	0	1
89723	Pulmonary blastoma (C34._)	1	0	1
90403	Synovial sarcoma, NOS	1	0	1
90503	Mesothelioma, malignant	0	1	1
90513	Fibrous mesothelioma, malignant	1	0	1
96633	Hodgkin lymphoma, nodular sclerosis, NOS	0	1	1
96803	Malignant lymphoma, large B-cell, diffuse, NOS	1	2	3
96993	Marginal zone B-cell lymphoma, NOS	1	2	3
<b>C37</b>	<b>MALIGNANT NEOPLASM OF THYMUS</b>	<b>3</b>	<b>2</b>	<b>5</b>
80703	Squamous cell carcinoma, NOS	1	0	1
85803	Thymoma, malignant (C37.9)	0	1	1
85813	Thymoma, type A, malignant (C37.9)	0	1	1
85823	Thymoma, type AB, malignant (C37.9)	1	0	1
85843	Thymoma, type B2, malignant (C37.9)	1	0	1

**TABLE VI : PATHOLOGY ACCORDING TO SITE (cont.)**

		No. of Cases		
		MALE	FEMALE	TOTAL
<b>C38</b>	<b>MALIGNANT NEOPLASM OF HEART, MEDIASTINUM AND PLEURA</b>	<b>7</b>	<b>11</b>	<b>18</b>
88003	Sarcoma, NOS	0	1	1
88303	Malignant fibrous histiocytoma	0	1	1
90503	Mesothelioma, malignant	1	0	1
90513	Fibrous mesothelioma, malignant	0	1	1
90643	Germinoma	1	0	1
90653	Germ cell tumor, nonseminomatous (C62._)	1	0	1
95913	Malignant lymphoma, non-Hodgkin, NOS	1	0	1
96713	Malignant lymphoma, lymphoplasmacytic	0	1	1
96803	Malignant lymphoma, large B-cell, diffuse, NOS	2	5	7
97023	Mature T-cell lymphoma, NOS	0	2	2
98373	Precursor T-cell lymphoblastic leukemia	1	0	1
<b>C40-C41</b>	<b>MALIGNANT NEOPLASM OF BONE AND CARTILAGE</b>	<b>28</b>	<b>24</b>	<b>51</b>
82003	Adenoid cystic carcinoma	1	0	1
82403	Carcinoid tumor, NOS	0	1	1
88103	Fibrosarcoma, NOS	1	0	1
88303	Malignant fibrous histiocytoma	1	2	3
91803	Osteosarcoma, NOS (C40._, C41._)	10	8	18
91823	Fibroblastic osteosarcoma (C40._, C41._)	1	0	1
91923	Parosteal osteosarcoma (C40._, C41._)	0	1	1
92203	Chondrosarcoma, NOS (C40._, C41._)	2	2	4
92433	Dedifferentiated chondrosarcoma (C40._, C41._)	2	0	2
92603	Ewing sarcoma	2	2	4
93703	Chordoma, NOS	5	2	7
96803	Malignant lymphoma, large B-cell, diffuse, NOS	0	2	2
97313	Plasmacytoma, NOS	<b>2</b>	<b>2</b>	<b>4</b>
97353	Plasmablastic lymphoma	1	0	1
97513	Langerhans cell histiocytosis	0	2	2
<b>C42</b>	<b>MALIGNANT NEOPLASM OF HEMATOPOIETIC AND RETICULOENDOTHELIA</b>	<b>158</b>	<b>140</b>	<b>298</b>
95913	Malignant lymphoma, non-Hodgkin, NOS	1	1	2
96503	Hodgkin lymphoma, NOS	0	1	1
96713	Malignant lymphoma, lymphoplasmacytic	0	1	1
96733	Mantle cell lymphoma	3	0	3
96803	Malignant lymphoma, large B-cell, diffuse, NOS	3	7	10
96873	Burkitt lymphoma, NOS	1	0	1
96893	Splenic marginal zone-B-cell lymphoma (C42.2)	1	1	2
96903	Follicular lymphoma, NOS	1	0	1
96953	Follicular lymphoma, grade 1	1	0	1
96993	Marginal zone B-cell lymphoma, NOS	4	1	5
97323	Multiple myeloma (C42.1)	36	42	78
98013	Acute leukemia, NOS	0	1	1
98093	Mixed phenotype acute leukemia, T/myeloid, NOS	0	1	1
98113	B lymphoblastic leukemia/lymphoma, NOS	19	25	44
98233	B-cell chronic lymphocytic leukemia/small lymphocytic lymphoma	10	5	15
98373	Precursor T-cell lymphoblastic leukemia	2	1	3
98613	Acute myeloid leukemia, NOS	20	23	43

**TABLE VI : PATHOLOGY ACCORDING TO SITE (cont.)**

		No. of Cases		
		MALE	FEMALE	TOTAL
98633	Chronic myeloid leukemia, NOS	12	12	24
98663	Acute promyelocytic leukemia	4	1	5
98673	Acute myelomonocytic leukemia	9	4	13
98723	Acute myeloid leukemia, minimal differentiation	3	0	3
98733	Acute myeloid leukemia without maturation	0	1	1
98743	Acute myeloid leukemia with maturation	2	0	2
98913	Acute monocytic leukemia	2	0	2
98953	Acute myeloid leukemia with multilineage dysplasia	6	3	9
99453	Chronic myelomonocytic leukemia, NOS	2	0	2
99463	Juvenile myelomonocytic leukemia	1	0	1
99503	Polycythemia vera	15	9	24
<b>C44</b>	<b>MALIGNANT NEOPLASM OF SKIN</b>	<b>113</b>	<b>142</b>	<b>255</b>
80703	Squamous cell carcinoma, NOS	33	36	69
80713	Squamous cell carcinoma, keratinizing, NOS	1	3	4
80723	Squamous cell carcinoma, large cell, nonkeratinizing, NOS	1	0	1
80763	Squamous cell carcinoma, microinvasive	3	2	5
80903	Basal cell carcinoma, NOS (C44._)	9	20	29
80923	Infiltrating basal cell carcinoma, NOS (C44._)	1	3	4
80943	Basosquamous carcinoma (C44._)	1	0	1
80973	Basal cell carcinoma, nodular (C44._)	41	49	90
81233	Basaloid carcinoma	0	1	1
81403	Adenocarcinoma, NOS	1	1	2
82003	Adenoid cystic carcinoma	0	2	2
84073	Sclerosing sweat duct carcinoma (C44._)	0	1	1
84093	Eccrine poroma, malignant	0	1	1
84103	Sebaceous adenocarcinoma (C44._)	0	1	1
84203	Ceruminous adenocarcinoma (C44.2)	1	0	1
84803	Mucinous adenocarcinoma	1	0	1
85203	Lobular carcinoma, NOS (C50._)	0	1	1
87203	Malignant melanoma, NOS	4	7	11
87213	Nodular melanoma (C44._)	1	0	1
87433	Superficial spreading melanoma (C44._)	1	0	1
87443	Superficial spreading melanoma (C44._)	4	1	5
88323	Dermatofibrosarcoma, NOS (C44._)	2	2	4
88333	Pigmented dermatofibrosarcoma protuberans	1	0	1
91203	Hemangiosarcoma	0	1	1
91403	Kaposi sarcoma	3	0	3
95403	Malignant peripheral nerve sheath tumor	1	0	1
96803	Malignant lymphoma, large B-cell, diffuse, NOS	0	1	1
97023	Mature T-cell lymphoma, NOS	0	2	2
97083	Subcutaneous panniculitis-like-T-cell lymphoma	0	4	4
97123	Intravascular large B-cell lymphoma	0	2	2
97183	Lymphomatoid papulosis (C44._)	0	1	1
97193	NK/T-cell lymphoma, nasal and nasal-type	1	0	1
97253	Hydroa vacciniforme-like lymphoma	1	0	1
97563	Langerhans cell sarcoma	1	0	1

**TABLE VI : PATHOLOGY ACCORDING TO SITE (cont.)**

		No. of Cases		
		MALE	FEMALE	TOTAL
<b>C48</b>	<b>MALIGNANT NEOPLASM OF RETROPERITONIUM AND PERITONIUM</b>	<b>12</b>	<b>28</b>	<b>40</b>
80203	Carcinoma, undifferentiated, NOS	0	1	1
81403	Adenocarcinoma, NOS	0	10	10
84413	Serous cystadenocarcinoma, NOS (C56.9)	0	5	5
88003	Sarcoma, NOS	1	0	1
88303	Malignant fibrous histiocytoma	0	1	1
88503	Liposarcoma, NOS	1	0	1
88513	Liposarcoma, well differentiated	1	2	3
88583	Dedifferentiated liposarcoma	1	1	2
88903	Leiomyosarcoma, NOS	1	2	3
90503	Mesothelioma, malignant	3	1	4
90853	Mixed germ cell tumor	0	1	1
95003	Neuroblastoma, NOS	1	0	1
96803	Malignant lymphoma, large B-cell, diffuse, NOS	2	4	6
96873	Burkitt lymphoma, NOS	1	0	1
<b>C49</b>	<b>MALIG NEOPLASM OF OTHER CONECTIVE TISSUE AND SOFT TISSUE</b>	<b>45</b>	<b>43</b>	<b>88</b>
80103	Carcinoma, NOS	1	0	1
80203	Carcinoma, undifferentiated, NOS	1	0	1
80323	Spindle cell carcinoma, NOS	0	1	1
80333	Pseudosarcomatous carcinoma	1	0	1
81403	Adenocarcinoma, NOS	0	2	2
87203	Malignant melanoma, NOS	1	1	2
88003	Sarcoma, NOS	0	1	1
88013	Spindle cell sarcoma	2	1	3
88023	Giant cell sarcoma (except of Bone M-9250/3)	2	2	4
88043	Epithelioid sarcoma	1	1	2
88053	Undifferentiated sarcoma	0	2	2
88103	Fibrosarcoma, NOS	0	2	2
88113	Fibromyxosarcoma	1	1	2
88253	Low-grade myofibroblastic sarcoma	0	1	1
88303	Malignant fibrous histiocytoma	6	1	7
88323	Dermatofibrosarcoma, NOS (C44._)	3	1	4
88503	Liposarcoma, NOS	1	0	1
88513	Liposarcoma, well differentiated	3	3	6
88523	Myxoid liposarcoma	1	2	3
88533	Round cell liposarcoma	1	0	1
88583	Dedifferentiated liposarcoma	1	0	1
88903	Leiomyosarcoma, NOS	1	1	2
89003	Rhabdomyosarcoma, NOS	1	1	2
89103	Embryonal rhabdomyosarcoma, NOS	0	2	2
89361	Gastrointestinal stromal tumor, NOS	1	0	1
90403	Synovial sarcoma, NOS	1	2	3
90413	Synovial sarcoma, spindle cell	2	1	3
90433	Synovial sarcoma, biphasic	1	0	1
91203	Hemangiosarcoma	2	1	3
91803	Osteosarcoma, NOS (C40._, C41._)	0	2	2

**TABLE VI : PATHOLOGY ACCORDING TO SITE (cont.)**

		No. of Cases		
		MALE	FEMALE	TOTAL
92403	Mesenchymal chondrosarcoma	0	1	1
92603	Ewing sarcoma	3	0	3
93703	Chordoma, NOS	1	0	1
95403	Malignant peripheral nerve sheath tumor	1	1	2
95813	Alveolar soft part sarcoma	0	1	1
95963	Composite Hodgkin and non-Hodgkin lymphoma	1	0	1
96633	Hodgkin lymphoma, nodular sclerosis, NOS	0	1	1
96803	Malignant lymphoma, large B-cell, diffuse, NOS	4	6	10
97263	Primary cutaneous gamma-delta T-cell lymphoma	0	1	1
<b>C50</b>	<b>MALIGNANT NEOPLASM OF BREAST</b>	<b>4</b>	<b>978</b>	<b>982</b>
80043	Malignant tumor, spindle cell type	0	1	1
80103	Carcinoma, NOS	0	7	7
80223	Pleomorphic carcinoma	0	1	1
80413	Small cell carcinoma, NOS	0	1	1
80703	Squamous cell carcinoma, NOS	0	2	2
81403	Adenocarcinoma, NOS	0	4	4
82003	Adenoid cystic carcinoma	0	1	1
82012	Cribriform carcinoma in situ (C50._)	1	11	12
82013	Cribriform carcinoma, NOS	0	1	1
82302	Ductal carcinoma in situ, solid type (C50._)	0	10	10
82603	Papillary adenocarcinoma, NOS	0	1	1
83433	Papillary carcinoma, encapsulated (C73.9)	0	3	3
84013	Apocrine adenocarcinoma	0	1	1
84803	Mucinous adenocarcinoma	0	17	17
85002	Intraductal carcinoma, noninfiltrating, NOS	0	45	45
85003	Infiltrating duct carcinoma, NOS (C50._)	3	710	713
85012	Comedocarcinoma, noninfiltrating (C50._)	0	2	2
85032	Noninfiltrating intraductal papillary adenocarcinoma (C50._)	0	5	5
85033	Intraductal papillary adenocarcinoma with invasion (C50._)	0	10	10
85072	Intraductal micropapillary carcinoma (C50._)	0	1	1
85073	Infiltrating duct micropapillary carcinoma	0	4	4
85202	Lobular carcinoma in situ. NOS (C50._)	0	6	6
85203	Lobular carcinoma, NOS (C50._)	0	33	33
85222	Intraductal carcinoma and lobular carcinoma in situ (C50._)	0	6	6
85223	Infiltrating duct and lobular carcinoma (C50._)	0	12	12
85232	Intraductal carcinoma mixed with other types of in situ carcinoma	0	56	56
85233	Infiltrating duct mixed with other types of carcinoma (C50._)	0	10	10
85242	In situ lobular mixed with other types of in situ carcinoma	0	1	1
85413	Paget's disease and infiltrating duct carcinoma of breast (C50._)	0	3	3
85433	Paget's disease and intraductal carcinoma of breast (C50._)	0	2	2
85753	Metaplastic carcinoma, NOS	0	3	3
90201	Phyllodes tumor, borderline (C50._)	0	1	1
90203	Phyllodes tumor, malignant (C50._)	0	5	5
96803	Malignant lymphoma, large B-cell, diffuse, NOS	0	2	2



**TABLE VI : PATHOLOGY ACCORDING TO SITE (cont.)**

		No. of Cases		
		MALE	FEMALE	TOTAL
<b>C51</b>	<b>MALIGNANT NEOPLASM OF VULVA</b>	<b>0</b>	<b>22</b>	<b>22</b>
80513	Verrucous carcinoma, NOS	0	1	1
80703	Squamous cell carcinoma, NOS	0	8	8
80713	Squamous cell carcinoma, keratinizing, NOS	0	4	4
80903	Basal cell carcinoma, NOS (C44._)	0	1	1
80973	Basal cell carcinoma, nodular (C44._)	0	1	1
85423	Paget's disease, extramammary (except Paget's disease of bone)	0	6	6
88323	Dermatofibrosarcoma, NOS (C44._)	0	1	1
<b>C52</b>	<b>MALIGNANT NEOPLASM OF VAGINA</b>	<b>0</b>	<b>6</b>	<b>6</b>
80703	Squamous cell carcinoma, NOS	0	1	1
80723	Squamous cell carcinoma, large cell, nonkeratinizing, NOS	0	2	2
80763	Squamous cell carcinoma, microinvasive	0	1	1
81403	Adenocarcinoma, NOS	0	2	2
<b>C53</b>	<b>MALIGNANT NEOPLASM OF CERVIX</b>	<b>0</b>	<b>216</b>	<b>216</b>
80103	Carcinoma, NOS	0	8	8
80133	Large cell neuroendocrine carcinoma	0	1	1
80413	Small cell carcinoma, NOS	0	2	2
80453	Combined small cell carcinoma	0	1	1
80523	Papillary squamous cell carcinoma	0	1	1
80703	Squamous cell carcinoma, NOS	0	92	92
80713	Squamous cell carcinoma, keratinizing, NOS	0	22	22
80723	Squamous cell carcinoma, large cell, nonkeratinizing, NOS	0	30	30
80763	Squamous cell carcinoma, microinvasive	0	2	2
81403	Adenocarcinoma, NOS	0	44	44
83103	Clear cell adenocarcinoma, NOS	0	1	1
83233	Mixed cell adenocarcinoma	0	1	1
83843	Adenocarcinoma, endocervical type	0	2	2
85603	Adenosquamous carcinoma	0	4	4
85743	Adenocarcinoma with neuroendocrine differentiation	0	1	1
87203	Malignant melanoma, NOS	0	1	1
89503	Mullerian mixed tumor (C54._)	0	1	1
96803	Malignant lymphoma, large B-cell, diffuse, NOS	0	1	1
<b>C54-C55</b>	<b>MALIGNANT NEOPLASM OF CORPUS UTERI AND UTERUS PART UNSPECIF</b>	<b>0</b>	<b>208</b>	<b>208</b>
80103	Carcinoma, NOS	0	6	6
81403	Adenocarcinoma, NOS	0	10	10
83103	Clear cell adenocarcinoma, NOS	0	7	7
83233	Mixed cell adenocarcinoma	0	22	22
83803	Endometrioid adenocarcinoma, NOS	0	132	132
84413	Serous cystadenocarcinoma, NOS (C56.9)	0	9	9
88053	Undifferentiated sarcoma	0	1	1
88903	Leiomyosarcoma, NOS	0	3	3
89003	Rhabdomyosarcoma, NOS	0	2	2
89313	Endometrial stromal sarcoma, low grade (C54.1)	0	1	1
89333	Adenosarcoma	0	1	1
89803	Carcinosarcoma, NOS	0	14	14

**TABLE VI : PATHOLOGY ACCORDING TO SITE (cont.)**

		No. of Cases		
		MALE	FEMALE	TOTAL
<b>C56</b>	<b>MALIGNANT NEOPLASM OF OVARY</b>	<b>0</b>	<b>159</b>	<b>159</b>
	80103 Carcinoma, NOS	0	4	4
	80203 Carcinoma, undifferentiated, NOS	0	1	1
	80703 Squamous cell carcinoma, NOS	0	2	2
	81403 Adenocarcinoma, NOS	0	10	10
	83103 Clear cell adenocarcinoma, NOS	0	41	41
	83233 Mixed cell adenocarcinoma	0	9	9
	83803 Endometrioid adenocarcinoma, NOS	0	23	23
	83843 Adenocarcinoma, endocervical type	0	1	1
	84413 Serous cystadenocarcinoma, NOS (C56.9)	0	35	35
	84423 Serous cystadenoma, borderline malignancy (C56.9)	0	1	1
	84603 Papillary serous cystadenocarcinoma (C56.9)	0	1	1
	84703 Mucinous cystadenocarcinoma, NOS (C56.9)	0	1	1
	84803 Mucinous adenocarcinoma	0	11	11
	86203 Granulosa cell tumor, malignant (C56.9)	0	7	7
	89503 Mullerian mixed tumor (C54._)	0	2	2
	89803 Carcinosarcoma, NOS	0	1	1
	90643 Germinoma	0	1	1
	90713 Yolk sac tumor	0	1	1
	90803 Teratoma, malignant, NOS	0	5	5
	90853 Mixed germ cell tumor	0	1	1
	96913 Follicular lymphoma, grade 2	0	1	1
<b>C57</b>	<b>OTHER AND UNSPECIFIED FEMALE GENITAL ORGANS</b>	<b>0</b>	<b>12</b>	<b>12</b>
	81403 Adenocarcinoma, NOS	0	1	1
	83803 Endometrioid adenocarcinoma, NOS	0	1	1
	84413 Serous cystadenocarcinoma, NOS (C56.9)	0	9	9
	89803 Carcinosarcoma, NOS	0	1	1
<b>C58</b>	<b>MALIGNANT NEOPLASM OF PLACENTA</b>	<b>0</b>	<b>7</b>	<b>7</b>
	91003 Choriocarcinoma, NOS	0	7	7
<b>C60</b>	<b>MALIGNANT NEOPLASM OF PENIS</b>	<b>6</b>	<b>0</b>	<b>6</b>
	80703 Squamous cell carcinoma, NOS	6	0	6
<b>C61</b>	<b>MALIGNANT NEOPLASM OF PROSTATE</b>	<b>431</b>	<b>0</b>	<b>431</b>
	80413 Small cell carcinoma, NOS	1	0	1
	81403 Adenocarcinoma, NOS	418	0	418
	85003 Infiltrating duct carcinoma, NOS (C50._)	11	0	11
	89003 Rhabdomyosarcoma, NOS	1	0	1
<b>C62</b>	<b>MALIGNANT NEOPLASM OF TESTIS</b>	<b>9</b>	<b>0</b>	<b>9</b>
	89103 Embryonal rhabdomyosarcoma, NOS	1	0	1
	90613 Seminoma, NOS (C62._)	2	0	2
	90713 Yolk sac tumor	4	0	4
	96803 Malignant lymphoma, large B-cell, diffuse, NOS	2	0	2

**TABLE VI : PATHOLOGY ACCORDING TO SITE (cont.)**

		No. of Cases		
		MALE	FEMALE	TOTAL
<b>C63</b>	<b>MALIGNANT NEOPLASM OF OTHER AND UNSPECIFIED MALE GENITAL ORGAN</b>	<b>2</b>	<b>0</b>	<b>2</b>
85423	Paget's disease, extramammary (except Paget's disease of bone)	2	0	2
<b>C64</b>	<b>MALIGNANT NEOPLASM OF KIDNEY</b>	<b>62</b>	<b>21</b>	<b>83</b>
80053	Malignant tumor, clear cell type	0	1	1
81203	Transitional cell carcinoma, NOS	3	0	3
81303	Papillary transitional cell carcinoma (C67._)	1	2	3
82553	Adenocarcinoma with mixed subtypes	2	0	2
82603	Papillary adenocarcinoma, NOS	7	2	9
83103	Clear cell adenocarcinoma, NOS	35	10	45
83123	Renal cell carcinoma, NOS (C64.9)	7	4	11
83163	Cyst-associated renal cell carcinoma (C64.9)	1	0	1
83173	Renal cell carcinoma, chromophobe type (C64.9)	1	1	2
83193	Collecting duct carcinoma (C64.9)	1	0	1
89603	Nephroblastoma, NOS (C64.9)	2	0	2
90433	Synovial sarcoma, biphasic	1	0	1
95003	Neuroblastoma, NOS	1	1	2
<b>C65</b>	<b>MALIGNANT NEOPLASM OF RENAL PELVIS</b>	<b>5</b>	<b>5</b>	<b>10</b>
81203	Transitional cell carcinoma, NOS	3	1	4
81303	Papillary transitional cell carcinoma (C67._)	2	4	6
<b>C66</b>	<b>MALIGNANT NEOPLASM OF URETER</b>	<b>7</b>	<b>9</b>	<b>16</b>
81203	Transitional cell carcinoma, NOS	2	5	7
81303	Papillary transitional cell carcinoma (C67._)	5	4	9
<b>C67-C68</b>	<b>MALIGNANT NEOPLASM OF BLADDER AND OF OTHER AND UNSPECIFIED PART OF URINARY ORGANS</b>	<b>79</b>	<b>37</b>	<b>116</b>
80413	Small cell carcinoma, NOS	1	0	1
80703	Squamous cell carcinoma, NOS	0	2	2
81203	Transitional cell carcinoma, NOS	42	18	60
81302	Papillary transitional cell carcinoma, non invasive (C67._)	0	1	1
81303	Papillary transitional cell carcinoma (C67._)	32	13	45
81313	Transitional cell carcinoma, micropapillary (C67._)	3	1	4
82553	Adenocarcinoma with mixed subtypes	0	1	1
83103	Clear cell adenocarcinoma, NOS	0	1	1
96803	Malignant lymphoma, large B-cell, diffuse, NOS	1	0	1
<b>C69</b>	<b>MALIGNANT NEOPLASM OF EYE AND ADNEXA</b>	<b>13</b>	<b>15</b>	<b>28</b>
80103	Carcinoma, NOS	0	1	1
80703	Squamous cell carcinoma, NOS	3	0	3
84303	Mucoepidermoid carcinoma	0	1	1
87203	Malignant melanoma, NOS	0	1	1
95103	Retinoblastoma, NOS (C69.2)	5	2	7
95113	Retinoblastoma, differentiated (C69.2)	0	2	2

**TABLE VI : PATHOLOGY ACCORDING TO SITE (cont.)**

		No. of Cases		
		MALE	FEMALE	TOTAL
95913	Malignant lymphoma, non-Hodgkin, NOS	1	0	1
96803	Malignant lymphoma, large B-cell, diffuse, NOS	0	2	2
96993	Marginal zone B-cell lymphoma, NOS	4	6	10
<b>C71</b>	<b>MALIGNANT NEOPLASM OF BRAIN</b>	<b>56</b>	<b>45</b>	<b>101</b>
90643	Germinoma	1	1	2
92403	Mesenchymal chondrosarcoma	1	0	1
93803	Glioma, malignant (C71._)	5	4	9
93823	Mixed glioma (C71._)	1	1	2
93913	Ependymoma, NOS (C71._)	2	2	4
94003	Astrocytoma, NOS (C71._)	2	4	6
94013	Astrocytoma, anaplastic (C71._)	2	1	3
94113	Gemistocytic astrocytoma (C71._)	1	0	1
94213	Pilocytic astrocytoma (C71._)	2	1	3
94403	Glioblastoma, NOS (C71._)	19	16	35
94503	Oligodendroglioma, NOS (C71._)	1	2	3
94513	Oligodendroglioma, anaplastic (C71._)	2	1	3
94703	Medulloblastoma, NOS (C71.6)	1	1	2
95083	Atypical teratoid/rhabdoid tumor (C71._)	1	0	1
95383	Papillary meningioma	1	0	1
95403	Malignant peripheral nerve sheath tumor	1	0	1
95903	Malignant lymphoma, NOS	0	1	1
95913	Malignant lymphoma, non-Hodgkin, NOS	1	1	2
96803	Malignant lymphoma, large B-cell, diffuse, NOS	10	7	17
96873	Burkitt lymphoma, NOS	1	0	1
96983	Follicular lymphoma, grade 3	0	1	1
97193	NK/T-cell lymphoma, nasal and nasal-type	1	0	1
97513	Langerhans cell histiocytosis	0	1	1
<b>C72</b>	<b>MALIGNANT NEOPLASM OF SPINAL CORD, CRANIAL</b>	<b>3</b>	<b>4</b>	<b>7</b>
95913	Malignant lymphoma, non-Hodgkin, NOS	0	1	1
96803	Malignant lymphoma, large B-cell, diffuse, NOS	3	3	6
<b>C73</b>	<b>MALIGNANT NEOPLASM OF THYROID</b>	<b>79</b>	<b>313</b>	<b>392</b>
80103	Carcinoma, NOS	2	2	4
80213	Carcinoma, anaplastic, NOS	3	4	7
80833	Basaloid squamous cell carcinoma	0	1	1
82603	Papillary adenocarcinoma, NOS	49	171	220
83303	Follicular adenocarcinoma, NOS (C73.9)	4	11	15
83353	Follicular carcinoma, minimally invasive (C73.9)	1	15	16
83403	Papillary carcinoma, follicular variant (C73.9)	10	37	47
83413	Papillary microcarcinoma (C73.9)	8	63	71
83433	Papillary carcinoma, encapsulated (C73.9)	0	2	2
83443	Papillary carcinoma, columnar cell (C73.9)	0	4	4
85103	Medullary carcinoma, NOS	1	1	2
96803	Malignant lymphoma, large B-cell, diffuse, NOS	1	2	3

**TABLE VI : PATHOLOGY ACCORDING TO SITE (cont.)**

		No. of Cases		
		MALE	FEMALE	TOTAL
<b>C74</b>	<b>MALIGNANT NEOPLASM OF ADRENAL GLAND</b>	<b>7</b>	<b>7</b>	<b>14</b>
81403	Adenocarcinoma, NOS	0	1	1
82003	Adenoid cystic carcinoma	0	1	1
83703	Adrenal cortical carcinoma (C74.0)	3	0	3
87003	Pheochromocytoma, malignant (C74.1)	1	2	3
94903	Ganglioneuroblastoma	0	1	1
95003	Neuroblastoma, NOS	2	2	4
96803	Malignant lymphoma, large B-cell, diffuse, NOS	1	0	1
<b>C75</b>	<b>MALIGNANT NEOPLASM OF OTHER ENDOCRINE GLANDS AND RELATED</b>	<b>4</b>	<b>2</b>	<b>6</b>
80103	Carcinoma, NOS	0	1	1
90643	Germinoma	3	0	3
90853	Mixed germ cell tumor	1	0	1
96803	Malignant lymphoma, large B-cell, diffuse, NOS	0	1	1
<b>C76,C80</b>	<b>MALIGNANT NEOPLASM WITHOUT SPECIFIED SITE AND METASTATIC MALIGNANCY IN VARIOUS SITES</b>	<b>48</b>	<b>37</b>	<b>85</b>
80103	Carcinoma, NOS	12	7	19
80413	Small cell carcinoma, NOS	1	0	1
80463	Non-small cell carcinoma (C34._)	1	0	1
80703	Squamous cell carcinoma, NOS	9	2	11
80713	Squamous cell carcinoma, keratinizing, NOS	1	0	1
80823	Lymphoepithelial carcinoma	0	1	1
81403	Adenocarcinoma, NOS	13	16	29
82463	Neuroendocrine carcinoma, NOS	1	0	1
82553	Adenocarcinoma with mixed subtypes	1	0	1
83103	Clear cell adenocarcinoma, NOS	2	3	5
84803	Mucinous adenocarcinoma	0	1	1
84903	Signet ring cell carcinoma	0	1	1
87203	Malignant melanoma, NOS	2	0	2
89103	Embryonal rhabdomyosarcoma, NOS	1	0	1
90203	Phyllodes tumor, malignant (C50._)	0	1	1
90503	Mesothelioma, malignant	1	0	1
90643	Germinoma	0	1	1
90713	Yolk sac tumor	1	0	1
96703	Malignant lymphoma, small B lymphocytic, NOS	1	0	1
96803	Malignant lymphoma, large B-cell, diffuse, NOS	0	3	3
96903	Follicular lymphoma, NOS	0	1	1
97163	Hepatosplenic (gamma-delta) cell lymphoma	1	0	1

**TABLE VI : PATHOLOGY ACCORDING TO SITE (cont.)**

		No. of Cases		
		MALE	FEMALE	TOTAL
<b>C77</b>	<b>MALIGNANT LYMPHOMAS</b>	<b>68</b>	<b>78</b>	<b>146</b>
80103	Carcinoma, NOS	0	2	2
80703	Squamous cell carcinoma, NOS	0	1	1
80713	Squamous cell carcinoma, keratinizing, NOS	1	0	1
81403	Adenocarcinoma, NOS	0	1	1
95903	Malignant lymphoma, NOS	1	0	1
95913	Malignant lymphoma, non-Hodgkin, NOS	2	1	3
95963	Composite Hodgkin and non-Hodgkin lymphoma	2	1	3
96503	Hodgkin lymphoma, NOS	6	6	12
96523	Hodgkin lymphoma, mixed cellularity, NOS	0	1	1
96633	Hodgkin lymphoma, nodular sclerosis, NOS	5	2	7
96703	Malignant lymphoma, small B lymphocytic, NOS	1	0	1
96733	Mantle cell lymphoma	5	1	6
96803	Malignant lymphoma, large B-cell, diffuse, NOS	22	34	56
96873	Burkitt lymphoma, NOS	1	1	2
96883	T-cell/histiocyte rich large B-cell lymphoma	1	0	1
96903	Follicular lymphoma, NOS	5	5	10
96913	Follicular lymphoma, grade 2	1	0	1
96953	Follicular lymphoma, grade 1	2	4	6
96983	Follicular lymphoma, grade 3	4	2	6
96993	Marginal zone B-cell lymphoma, NOS	3	7	10
97023	Mature T-cell lymphoma, NOS	2	2	4
97053	Angioimmunoblastic T-cell lymphoma	1	3	4
97143	Anaplastic large cell lymphoma, T cell and null cell type	1	2	3
97353	Plasmablastic lymphoma	1	0	1
98203	Lymphoid leukemia, NOS	1	0	1
98233	B-cell chronic lymphocytic leukemia/small lymphocytic lymphoma	0	2	2
<b>Z850</b>	<b>PERSONAL HISTORY OF MALIGNANT NEOPLASM OF DIGESTIVE ORGANS</b>	<b>2</b>	<b>1</b>	<b>3</b>
81403	Adenocarcinoma, NOS	2	0	2
81603	Cholangiocarcinoma (C22.1, C24.0)	0	1	1
<b>Z858</b>	<b>PERSONAL HISTORY OF MALIGNANT NEOPLASM OF OTHER ORGANS AND SYSTEMS</b>	<b>1</b>	<b>0</b>	<b>1</b>
94403	Glioblastoma, NOS (C71._)	1	0	1

**TABLE VII: PRIMARY SITE IN CHILDHOOD BY AGE GROUP**

CODE		AGE GROUP								
		No. of cases			0 - 4		5 - 10		10 - 15	
		TOTAL	M	F	M	F	M	F	M	F
<b>TOTAL</b>		<b>116</b>	<b>58</b>	<b>58</b>	<b>21</b>	<b>17</b>	<b>22</b>	<b>19</b>	<b>15</b>	<b>22</b>
C00-C10,C12-C14	ORAL CAVITY	1	0	1	0	0	0	0	0	1
C11,C30-C32	EAR, NOSE, THROAT	1	1	0	0	0	1	0	0	0
C15-C17,C26	UPPER GI	1	0	1	0	0	0	1	0	0
C18-C21	LOWER GI	1	1	0	1	0	0	0	0	0
C22-C25	LIVER	4	2	2	2	1	0	1	0	0
C23-C25	GALL BLADDER, PANCREAS	1	0	1	0	0	0	0	0	1
C33-C39	LUNG	1	1	0	0	0	1	0	0	0
C38	HEART,MEDIASTINUM, AND PLEURA	1	0	1	0	0	0	0	0	1
C40-C41,C49	BONE	17	7	10	1	1	1	3	5	6
C42	HEMATOPOIETIC	23	12	11	3	4	4	7	5	0
C44	SKIN	5	4	1	0	0	2	1	2	0
C48	RETROPERITONEUM AND PERITONEUM	4	3	1	0	1	2	0	1	0
C56	OVARY	2	0	2	0	1	0	1	0	0
C60,C62-C63	MALE GENITAL ORGANS	3	3	0	2	0	1	0	0	0
C64-C68	URO	5	4	1	2	1	2	0	0	0
C69	EYE	13	7	6	5	3	1	1	1	2
C70-C72	NEURO	15	7	8	2	1	5	2	0	5
C73-C75	THYROID	8	2	6	1	2	1	1	0	3
C76	OTHER AND ILL-DEFINED PRIMARYSITE	3	2	1	2	1	0	0	0	0
C77	LYMPH NODES	7	2	5	0	1	1	1	1	3

**TABLE VIII : LYMPHOMA PATHOLOGY ACCORDING TO SITE**

CODE	SITE	No. of Cases		
		MALE	FEMALE	TOTAL
	<b>NODAL LYMPHOMA AND EXTRANODAL LYMPHOMA</b>	<b>179</b>	<b>188</b>	<b>367</b>
	<b>NODAL LYMPHOMA</b>	<b>65</b>	<b>72</b>	<b>137</b>
<b>C770</b>	<b>Lymph Nodes: HeadFaceNeck</b>	<b>42</b>	<b>30</b>	<b>72</b>
	95913 Malignant lymphoma, non-Hodgkin, NOS	1	1	2
	95963 Composite Hodgkin and non-Hodgkin lymphoma	1	1	2
	96503 Hodgkin lymphoma, NOS	5	4	9
	96633 Hodgkin lymphoma, nodular sclerosis, NOS	5	2	7
	96703 Malignant lymphoma, small B lymphocytic, NOS	1	0	1
	96733 Mantle cell lymphoma	3	0	3
	96803 Malignant lymphoma, large B-cell, diffuse, NOS	16	13	29
	96873 Burkitt lymphoma, NOS	1	1	2
	96883 T-cell/histiocyte rich large B-cell lymphoma	1	0	1
	96903 Follicular lymphoma, NOS	0	1	1
	96953 Follicular lymphoma, grade 1	2	1	3
	96983 Follicular lymphoma, grade 3	2	1	3
	96993 Marginal zone B-cell lymphoma, NOS	2	3	5
	97023 Mature T-cell lymphoma, NOS	1	1	2
	97143 Anaplastic large cell lymphoma, T cell and null cell type	1	1	2
<b>C771</b>	<b>Intrathoracic Lymph Nodes</b>	<b>1</b>	<b>1</b>	<b>2</b>
	96503 Hodgkin lymphoma, NOS	0	1	1
	96803 Malignant lymphoma, large B-cell, diffuse, NOS	1	0	1
<b>C772</b>	<b>Intra-abdominal LymphNodes</b>	<b>2</b>	<b>12</b>	<b>14</b>
	95913 Malignant lymphoma, non-Hodgkin, NOS	1	0	1
	96803 Malignant lymphoma, large B-cell, diffuse, NOS	1	6	7
	96903 Follicular lymphoma, NOS	0	2	2
	96953 Follicular lymphoma, grade 1	0	1	1
	96993 Marginal zone B-cell lymphoma, NOS	0	2	2
	97023 Mature T-cell lymphoma, NOS	0	1	1
<b>C773</b>	<b>Lymph Nodes of axilla or arm</b>	<b>4</b>	<b>10</b>	<b>14</b>
	96503 Hodgkin lymphoma, NOS	1	1	2
	96733 Mantle cell lymphoma	2	1	3
	96803 Malignant lymphoma, large B-cell, diffuse, NOS	0	5	5
	96903 Follicular lymphoma, NOS	0	1	1
	96993 Marginal zone B-cell lymphoma, NOS	0	1	1
	97023 Mature T-cell lymphoma, NOS	1	0	1
	97053 Angioimmunoblastic T-cell lymphoma	0	1	1



**TABLE VIII : LYMPHOMA PATHOLOGY ACCORDING TO SITE (cont.)**

CODE	SITE	No. of Cases		
		MALE	FEMALE	TOTAL
<b>C774</b>	<b>Lymph Nodes: Leg</b>	<b>13</b>	<b>15</b>	<b>28</b>
	95963 Composite Hodgkin and non-Hodgkin lymphoma	1	0	1
	96523 Hodgkin lymphoma, mixed cellularity, NOS	0	1	1
	96803 Malignant lymphoma, large B-cell, diffuse, NOS	3	8	11
	96903 Follicular lymphoma, NOS	5	1	6
	96913 Follicular lymphoma, grade 2	1	0	1
	96953 Follicular lymphoma, grade 1	0	2	2
	96983 Follicular lymphoma, grade 3	2	0	2
	96993 Marginal zone B-cell lymphoma, NOS	0	1	1
	97053 Angioimmunoblastic T-cell lymphoma	1	2	3
<b>C775</b>	<b>Pelvic Lymph Nodes</b>	<b>0</b>	<b>3</b>	<b>3</b>
	96803 Malignant lymphoma, large B-cell, diffuse, NOS	0	2	2
	96983 Follicular lymphoma, grade 3	0	1	1
<b>C778</b>	<b>Lymph Nodes: multiple region</b>	<b>1</b>	<b>1</b>	<b>2</b>
	95903 Malignant lymphoma, NOS	1	0	1
	97143 Anaplastic large cell lymphoma, T cell and null cell type	0	1	1
<b>C779</b>	<b>Lymph Node NOS</b>	<b>2</b>	<b>0</b>	<b>2</b>
	96803 Malignant lymphoma, large B-cell, diffuse, NOS	1	0	1
	96993 Marginal zone B-cell lymphoma, NOS	1	0	1

**TABLE VIII : LYMPHOMA PATHOLOGY ACCORDING TO SITE (cont.)**

CODE	SITE	No. of Cases		
		MALE	FEMALE	TOTAL
	<b>EXTRANODAL LYMPHOMA</b>	<b>114</b>	<b>116</b>	<b>230</b>
<b>C019</b>	<b>Tongue: Base NOS</b>	<b>2</b>	<b>1</b>	<b>3</b>
	96503 Hodgkin lymphoma, NOS	1	0	1
	96733 Mantle cell lymphoma	1	0	1
	96803 Malignant lymphoma, large B-cell, diffuse, NOS	0	1	1
<b>C029</b>	<b>Tongue: NOS</b>	<b>1</b>	<b>0</b>	<b>1</b>
	96803 Malignant lymphoma, large B-cell, diffuse, NOS	1	0	1
<b>C030</b>	<b>Gum: Upper</b>	<b>0</b>	<b>1</b>	<b>1</b>
	96803 Malignant lymphoma, large B-cell, diffuse, NOS	0	1	1
<b>C051</b>	<b>Soft Palate NOS</b>	<b>1</b>	<b>0</b>	<b>1</b>
	97193 NK/T-cell lymphoma, nasal and nasal-type	1	0	1
<b>C079</b>	<b>Parotid Gland</b>	<b>3</b>	<b>0</b>	<b>3</b>
	96733 Mantle cell lymphoma	1	0	1
	96873 Burkitt lymphoma, NOS	1	0	1
	96993 Marginal zone B-cell lymphoma, NOS	1	0	1
<b>C080</b>	<b>Submandibular Gland</b>	<b>1</b>	<b>0</b>	<b>1</b>
	96993 Marginal zone B-cell lymphoma, NOS	1	0	1
<b>C099</b>	<b>Tonsil NOS</b>	<b>3</b>	<b>12</b>	<b>15</b>
	95903 Malignant lymphoma, NOS	1	0	1
	95963 Composite Hodgkin and non-Hodgkin lymphoma	0	1	1
	96733 Mantle cell lymphoma	1	0	1
	96803 Malignant lymphoma, large B-cell, diffuse, NOS	1	11	12
<b>C119</b>	<b>Nasopharynx NOS</b>	<b>6</b>	<b>1</b>	<b>7</b>
	95903 Malignant lymphoma, NOS	1	0	1
	96803 Malignant lymphoma, large B-cell, diffuse, NOS	4	1	5
	97193 NK/T-cell lymphoma, nasal and nasal-type	1	0	1
<b>C129</b>	<b>Pyiform Sinus</b>	<b>1</b>	<b>0</b>	<b>1</b>
	96803 Malignant lymphoma, large B-cell, diffuse, NOS	1	0	1
<b>C160</b>	<b>Stomach: Cardia NOS</b>	<b>3</b>	<b>2</b>	<b>5</b>
	96803 Malignant lymphoma, large B-cell, diffuse, NOS	1	2	3
	96993 Marginal zone B-cell lymphoma, NOS	2	0	2
<b>C162</b>	<b>Stomach: Body</b>	<b>1</b>	<b>1</b>	<b>2</b>
	96803 Malignant lymphoma, large B-cell, diffuse, NOS	0	1	1
	96993 Marginal zone B-cell lymphoma, NOS	1	0	1
<b>C168</b>	<b>Stomach: Overlapping</b>	<b>1</b>	<b>0</b>	<b>1</b>
	96803 Malignant lymphoma, large B-cell, diffuse, NOS	1	0	1

**TABLE VIII : LYMPHOMA PATHOLOGY ACCORDING TO SITE (cont.)**

CODE	SITE	No. of Cases		
		MALE	FEMALE	TOTAL
<b>C169</b>	<b>Stomach, NOS</b>	<b>6</b>	<b>6</b>	<b>12</b>
	96733 Mantle cell lymphoma	2	0	2
	96803 Malignant lymphoma, large B-cell, diffuse, NOS	4	3	7
	96993 Marginal zone B-cell lymphoma, NOS	0	3	3
<b>C170</b>	<b>Duodenum</b>	<b>0</b>	<b>1</b>	<b>1</b>
	96803 Malignant lymphoma, large B-cell, diffuse, NOS	0	1	1
<b>C171</b>	<b>Jejunum</b>	<b>4</b>	<b>0</b>	<b>4</b>
	96803 Malignant lymphoma, large B-cell, diffuse, NOS	2	0	2
	97173 Intestinal T-cell lymphoma	2	0	2
<b>C172</b>	<b>Ileum</b>	<b>0</b>	<b>4</b>	<b>4</b>
	96733 Mantle cell lymphoma	0	1	1
	96803 Malignant lymphoma, large B-cell, diffuse, NOS	0	2	2
	96993 Marginal zone B-cell lymphoma, NOS	0	1	1
<b>C180</b>	<b>Colon: Caecum</b>	<b>3</b>	<b>0</b>	<b>3</b>
	96803 Malignant lymphoma, large B-cell, diffuse, NOS	3	0	3
<b>C209</b>	<b>Rectum NOS</b>	<b>1</b>	<b>0</b>	<b>1</b>
	96993 Marginal zone B-cell lymphoma, NOS	1	0	1
<b>C250</b>	<b>Pancreas: Head</b>	<b>1</b>	<b>0</b>	<b>1</b>
	96803 Malignant lymphoma, large B-cell, diffuse, NOS	1	0	1
<b>C259</b>	<b>Pancreas NOS</b>	<b>1</b>	<b>0</b>	<b>1</b>
	96873 Burkitt lymphoma, NOS	1	0	1
<b>C300</b>	<b>Nasal Cavity</b>	<b>15</b>	<b>4</b>	<b>19</b>
	95913 Malignant lymphoma, non-Hodgkin, NOS	1	1	2
	96803 Malignant lymphoma, large B-cell, diffuse, NOS	4	1	5
	97193 NK/T-cell lymphoma, nasal and nasal-type	10	2	12
<b>C301</b>	<b>Middle Ear</b>	<b>0</b>	<b>1</b>	<b>1</b>
	96803 Malignant lymphoma, large B-cell, diffuse, NOS	0	1	1
<b>C310</b>	<b>Maxillary Sinus</b>	<b>2</b>	<b>0</b>	<b>2</b>
	96803 Malignant lymphoma, large B-cell, diffuse, NOS	1	0	1
	96873 Burkitt lymphoma, NOS	1	0	1
<b>C341</b>	<b>Lung: Upper Lobe</b>	<b>0</b>	<b>3</b>	<b>3</b>
	96633 Hodgkin lymphoma, nodular sclerosis, NOS	0	1	1
	96993 Marginal zone B-cell lymphoma, NOS	0	2	2

**TABLE VIII : LYMPHOMA PATHOLOGY ACCORDING TO SITE (cont.)**

CODE	SITE	No. of Cases		
		MALE	FEMALE	TOTAL
<b>C343</b>	<b>Lung: Lower Lobe</b>	<b>2</b>	<b>1</b>	<b>3</b>
	96803 Malignant lymphoma, large B-cell, diffuse, NOS	1	1	2
	96993 Marginal zone B-cell lymphoma, NOS	1	0	1
<b>C349</b>	<b>Lung NOS</b>	<b>0</b>	<b>1</b>	<b>1</b>
	96803 Malignant lymphoma, large B-cell, diffuse, NOS	0	1	1
<b>C381</b>	<b>Mediastinum: Anterior</b>	<b>3</b>	<b>5</b>	<b>8</b>
	95913 Malignant lymphoma, non-Hodgkin, NOS	1	0	1
	96803 Malignant lymphoma, large B-cell, diffuse, NOS	2	4	6
	97023 Mature T-cell lymphoma, NOS	0	1	1
<b>C383</b>	<b>Mediastinum NOS</b>	<b>0</b>	<b>1</b>	<b>1</b>
	96803 Malignant lymphoma, large B-cell, diffuse, NOS	0	1	1
<b>C384</b>	<b>Pleura NOS</b>	<b>0</b>	<b>2</b>	<b>2</b>
	96713 Malignant lymphoma, lymphoplasmacytic	0	1	1
	97023 Mature T-cell lymphoma, NOS	0	1	1
<b>C400</b>	<b>Bone: Upper Long</b>	<b>0</b>	<b>1</b>	<b>1</b>
	96803 Malignant lymphoma, large B-cell, diffuse, NOS	0	1	1
<b>C412</b>	<b>Bone: Vertebral Column</b>	<b>0</b>	<b>1</b>	<b>1</b>
	96803 Malignant lymphoma, large B-cell, diffuse, NOS	0	1	1
<b>C421</b>	<b>Bone Marrow</b>	<b>14</b>	<b>11</b>	<b>25</b>
	95913 Malignant lymphoma, non-Hodgkin, NOS	1	1	2
	96503 Hodgkin lymphoma, NOS	0	1	1
	96713 Malignant lymphoma, lymphoplasmacytic	0	1	1
	96733 Mantle cell lymphoma	3	0	3
	96803 Malignant lymphoma, large B-cell, diffuse, NOS	3	7	10
	96873 Burkitt lymphoma, NOS	1	0	1
	96903 Follicular lymphoma, NOS	1	0	1
	96953 Follicular lymphoma, grade 1	1	0	1
	96993 Marginal zone B-cell lymphoma, NOS	4	1	5
<b>C422</b>	<b>Spleen</b>	<b>1</b>	<b>1</b>	<b>2</b>
	96893 Splenic marginal zone-B-cell lymphoma (C42.2)	1	1	2
<b>C443</b>	<b>Skin: Cheek ChinFaceForehead</b>	<b>1</b>	<b>2</b>	<b>3</b>
	96803 Malignant lymphoma, large B-cell, diffuse, NOS	0	1	1
	97083 Subcutaneous panniculitis-like-T-cell lymphoma	0	1	1
	97253 Hydroa vacciniforme-like lymphoma	1	0	1

**TABLE VIII : LYMPHOMA PATHOLOGY ACCORDING TO SITE (cont.)**

CODE	SITE	No. of Cases		
		MALE	FEMALE	TOTAL
<b>C445</b>	<b>Skin of Trunk</b>	<b>1</b>	<b>2</b>	<b>3</b>
	97023 Mature T-cell lymphoma, NOS	0	1	1
	97083 Subcutaneous panniculitis-like-T-cell lymphoma	0	1	1
	97193 NK/T-cell lymphoma, nasal and nasal-type	1	0	1
<b>C446</b>	<b>Skin of upper limb &amp; shoulder</b>	<b>0</b>	<b>1</b>	<b>1</b>
	97083 Subcutaneous panniculitis-like-T-cell lymphoma	0	1	1
<b>C447</b>	<b>Skin of lower limb and hip</b>	<b>0</b>	<b>2</b>	<b>2</b>
	97023 Mature T-cell lymphoma, NOS	0	1	1
	97183 Lymphomatoid papulosis (C44._)	0	1	1
<b>C449</b>	<b>Skin NOS</b>	<b>0</b>	<b>3</b>	<b>3</b>
	97083 Subcutaneous panniculitis-like-T-cell lymphoma	0	1	1
	97123 Intravascular large B-cell lymphoma	0	2	2
<b>C480</b>	<b>Retroperitoneum</b>	<b>2</b>	<b>2</b>	<b>4</b>
	96803 Malignant lymphoma, large B-cell, diffuse, NOS	1	2	3
	96873 Burkitt lymphoma, NOS	1	0	1
<b>C481</b>	<b>Peritoneum: Specified pts</b>	<b>1</b>	<b>0</b>	<b>1</b>
	96803 Malignant lymphoma, large B-cell, diffuse, NOS	1	0	1
<b>C482</b>	<b>Peritoneum NOS</b>	<b>0</b>	<b>2</b>	<b>2</b>
	96803 Malignant lymphoma, large B-cell, diffuse, NOS	0	2	2
<b>C490</b>	<b>Connective: Head, Face, Neck</b>	<b>1</b>	<b>0</b>	<b>1</b>
	96803 Malignant lymphoma, large B-cell, diffuse, NOS	1	0	1
<b>C491</b>	<b>Connective Upperlimb Shoulder</b>	<b>0</b>	<b>1</b>	<b>1</b>
	97263 Primary cutaneous gamma-delta T-cell lymphoma	0	1	1
<b>C492</b>	<b>Connective: Lower limb &amp; hip</b>	<b>0</b>	<b>2</b>	<b>2</b>
	96803 Malignant lymphoma, large B-cell, diffuse, NOS	0	2	2
<b>C493</b>	<b>Connective: Thorax</b>	<b>1</b>	<b>2</b>	<b>3</b>
	96633 Hodgkin lymphoma, nodular sclerosis, NOS	0	1	1
	96803 Malignant lymphoma, large B-cell, diffuse, NOS	1	1	2
<b>C494</b>	<b>Connective: Abdomen</b>	<b>1</b>	<b>0</b>	<b>1</b>
	96803 Malignant lymphoma, large B-cell, diffuse, NOS	1	0	1
<b>C495</b>	<b>Connective: Pelvis</b>	<b>1</b>	<b>1</b>	<b>2</b>
	95963 Composite Hodgkin and non-Hodgkin lymphoma	1	0	1
	96803 Malignant lymphoma, large B-cell, diffuse, NOS	0	1	1

**TABLE VIII : LYMPHOMA PATHOLOGY ACCORDING TO SITE (cont.)**

CODE	SITE	No. of Cases		
		MALE	FEMALE	TOTAL
<b>C496</b>	<b>Connective: Trunk NOS</b>	<b>0</b>	<b>2</b>	<b>2</b>
	96803 Malignant lymphoma, large B-cell, diffuse, NOS	0	2	2
<b>C499</b>	<b>Connective NOS</b>	<b>1</b>	<b>0</b>	<b>1</b>
	96803 Malignant lymphoma, large B-cell, diffuse, NOS	1	0	1
<b>C501</b>	<b>Central portion of breast</b>	<b>0</b>	<b>1</b>	<b>1</b>
	96803 Malignant lymphoma, large B-cell, diffuse, NOS	0	1	1
<b>C508</b>	<b>Overlapping lesion of breast</b>	<b>0</b>	<b>1</b>	<b>1</b>
	96803 Malignant lymphoma, large B-cell, diffuse, NOS	0	1	1
<b>C539</b>	<b>Cervix uteri</b>	<b>0</b>	<b>1</b>	<b>1</b>
	96803 Malignant lymphoma, large B-cell, diffuse, NOS	0	1	1
<b>C569</b>	<b>Ovary</b>	<b>0</b>	<b>1</b>	<b>1</b>
	96913 Follicular lymphoma, grade 2	0	1	1
<b>C629</b>	<b>Testis NOS</b>	<b>2</b>	<b>0</b>	<b>2</b>
	96803 Malignant lymphoma, large B-cell, diffuse, NOS	2	0	2
<b>C679</b>	<b>Bladder NOS</b>	<b>1</b>	<b>0</b>	<b>1</b>
	96803 Malignant lymphoma, large B-cell, diffuse, NOS	1	0	1
<b>C690</b>	<b>Conjunctiva</b>	<b>2</b>	<b>1</b>	<b>3</b>
	96803 Malignant lymphoma, large B-cell, diffuse, NOS	0	1	1
	96993 Marginal zone B-cell lymphoma, NOS	2	0	2
<b>C695</b>	<b>Lacrimal Gland</b>	<b>0</b>	<b>1</b>	<b>1</b>
	96993 Marginal zone B-cell lymphoma, NOS	0	1	1
<b>C696</b>	<b>Orbit NOS</b>	<b>3</b>	<b>6</b>	<b>9</b>
	95913 Malignant lymphoma, non-Hodgkin, NOS	1	0	1
	96803 Malignant lymphoma, large B-cell, diffuse, NOS	0	1	1
	96993 Marginal zone B-cell lymphoma, NOS	2	5	7
<b>C710</b>	<b>Cerebrum</b>	<b>2</b>	<b>0</b>	<b>2</b>
	96803 Malignant lymphoma, large B-cell, diffuse, NOS	1	0	1
	96873 Burkitt lymphoma, NOS	1	0	1
<b>C711</b>	<b>Frontal Lobe</b>	<b>3</b>	<b>1</b>	<b>4</b>
	96803 Malignant lymphoma, large B-cell, diffuse, NOS	2	1	3
	97193 NK/T-cell lymphoma, nasal and nasal-type	1	0	1

**TABLE VIII : LYMPHOMA PATHOLOGY ACCORDING TO SITE (cont.)**

CODE	SITE	No. of Cases		
		MALE	FEMALE	TOTAL
<b>C712</b>	<b>Temporal Lobe</b>	<b>2</b>	<b>1</b>	<b>3</b>
	95913 Malignant lymphoma, non-Hodgkin, NOS	1	0	1
	96803 Malignant lymphoma, large B-cell, diffuse, NOS	1	0	1
	96983 Follicular lymphoma, grade 3	0	1	1
<b>C713</b>	<b>Parietal Lobe</b>	<b>0</b>	<b>1</b>	<b>1</b>
	96803 Malignant lymphoma, large B-cell, diffuse, NOS	0	1	1
<b>C716</b>	<b>Cerebellum NOS</b>	<b>0</b>	<b>2</b>	<b>2</b>
	96803 Malignant lymphoma, large B-cell, diffuse, NOS	0	2	2
<b>C717</b>	<b>Brain Stem</b>	<b>1</b>	<b>1</b>	<b>2</b>
	96803 Malignant lymphoma, large B-cell, diffuse, NOS	1	1	2
<b>C718</b>	<b>Brain: Overlap</b>	<b>1</b>	<b>0</b>	<b>1</b>
	96803 Malignant lymphoma, large B-cell, diffuse, NOS	1	0	1
<b>C719</b>	<b>Brain NOS</b>	<b>4</b>	<b>4</b>	<b>8</b>
	95903 Malignant lymphoma, NOS	0	1	1
	95913 Malignant lymphoma, non-Hodgkin, NOS	0	1	1
	96803 Malignant lymphoma, large B-cell, diffuse, NOS	4	2	6
<b>C720</b>	<b>Spinal Cord</b>	<b>1</b>	<b>1</b>	<b>2</b>
	96803 Malignant lymphoma, large B-cell, diffuse, NOS	1	1	2
<b>C729</b>	<b>Nervous System NOS</b>	<b>2</b>	<b>3</b>	<b>5</b>
	95913 Malignant lymphoma, non-Hodgkin, NOS	0	1	1
	96803 Malignant lymphoma, large B-cell, diffuse, NOS	2	2	4
<b>C739</b>	<b>Thyroid Gland</b>	<b>1</b>	<b>2</b>	<b>3</b>
	96803 Malignant lymphoma, large B-cell, diffuse, NOS	1	2	3
<b>C749</b>	<b>Adrenal Gland NOS</b>	<b>1</b>	<b>0</b>	<b>1</b>
	96803 Malignant lymphoma, large B-cell, diffuse, NOS	1	0	1
<b>C750</b>	<b>Parathyroid Gland</b>	<b>0</b>	<b>1</b>	<b>1</b>
	96803 Malignant lymphoma, large B-cell, diffuse, NOS	0	1	1
<b>C761</b>	<b>Thorax NOS</b>	<b>0</b>	<b>3</b>	<b>3</b>
	96803 Malignant lymphoma, large B-cell, diffuse, NOS	0	3	3
<b>C809</b>	<b>Unknown Primary Site</b>	<b>2</b>	<b>1</b>	<b>3</b>
	96703 Malignant lymphoma, small B lymphocytic, NOS	1	0	1
	96903 Follicular lymphoma, NOS	0	1	1
	97163 Hepatosplenic (gamma-delta) cell lymphoma	1	0	1

**TABLE IX : MALIGNANT LYMPHOMA BY PATHOLOGY**

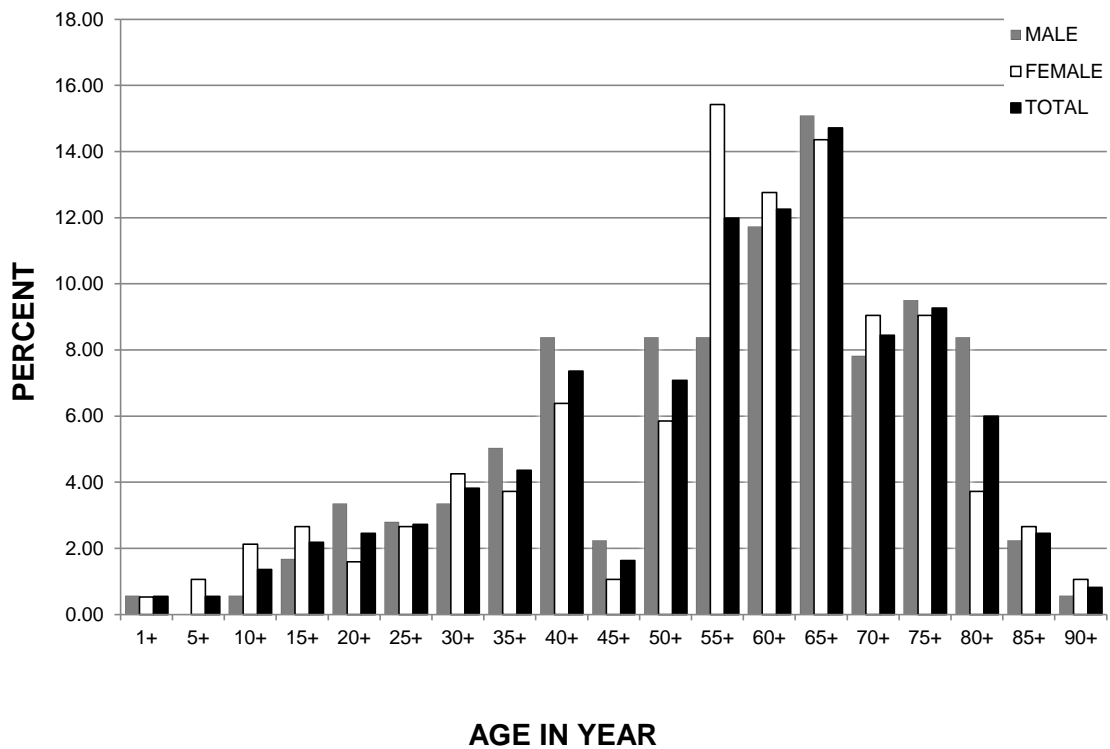
CODE	SITE	No. of Cases		
		MALE	FEMALE	TOTAL
	<b>GRAND TOTAL</b>	<b>179</b>	<b>188</b>	<b>367</b>
	<b>MALIGNANT LYMPHOMA, NOS OR DIFFUSE</b>	<b>6</b>	<b>3</b>	<b>9</b>
95903	Malignant lymphoma, NOS	3	1	4
95963	Composite Hodgkin and non-Hodgkin lymphoma	3	2	5
	<b>HODGKINS DISEASE</b>	<b>12</b>	<b>12</b>	<b>24</b>
96503	Hodgkin lymphoma, NOS	7	7	14
96523	Hodgkin lymphoma, mixed cellularity, NOS	0	1	1
96633	Hodgkin lymphoma, nodular sclerosis, NOS	5	4	9
	<b>NON-HODGKINS DISEASE</b>	<b>161</b>	<b>173</b>	<b>334</b>
95913	Malignant lymphoma, non-Hodgkin, NOS	7	5	12
96703	Malignant lymphoma, small B lymphocytic, NOS	2	0	2
96713	Malignant lymphoma, lymphoplasmacytic	0	2	2
96733	Mantle cell lymphoma	13	2	15
96803	Malignant lymphoma, large B-cell, diffuse, NOS	76	107	183
96873	Burkitt lymphoma, NOS	7	1	8
96883	T-cell/histiocyte rich large B-cell lymphoma	1	0	1
96893	Splenic marginal zone-B-cell lymphoma (C42.2)	1	1	2
96903	Follicular lymphoma, NOS	6	6	12
96913	Follicular lymphoma, grade 2	1	1	2
96953	Follicular lymphoma, grade 1	3	4	7
96983	Follicular lymphoma, grade 3	4	3	7
96993	Marginal zone B-cell lymphoma, NOS	18	20	38
97023	Mature T-cell lymphoma, NOS	2	6	8
97053	Angioimmunoblastic T-cell lymphoma	1	3	4
97083	Subcutaneous panniculitis-like-T-cell lymphoma	0	4	4
97123	Intravascular large B-cell lymphoma	0	2	2
97143	Anaplastic large cell lymphoma, T cell and null cell type	1	2	3
97163	Hepatosplenic (gamma-delta) cell lymphoma	1	0	1
97173	Intestinal T-cell lymphoma	2	0	2
97183	Lymphomatoid papulosis (C44._)	0	1	1
97193	NK/T-cell lymphoma, nasal and nasal-type	14	2	16
97253	Hydroa vacciniforme-like lymphoma	1	0	1
97263	Primary cutaneous gamma-delta T-cell lymphoma	0	1	1



**TABLE X : LYMPHOMA INCIDENCE BY AGE GROUP**

AGE	MALE		FEMALE		TOTAL	
	n	%	n	%	n	%
<b>ALL AGE GROUP</b>	<b>179</b>	<b>100.00</b>	<b>188</b>	<b>100.00</b>	<b>367</b>	<b>100.00</b>
1+	1	0.56	1	0.53	2	0.54
5+	0	0.00	2	1.06	2	0.54
10+	1	0.56	4	2.13	5	1.36
15+	3	1.68	5	2.66	8	2.18
20+	6	3.35	3	1.60	9	2.45
25+	5	2.79	5	2.66	10	2.72
30+	6	3.35	8	4.26	14	3.81
35+	9	5.03	7	3.72	16	4.36
40+	15	8.38	12	6.38	27	7.36
45+	4	2.23	2	1.06	6	1.63
50+	15	8.38	11	5.85	26	7.08
55+	15	8.38	29	15.43	44	11.99
60+	21	11.73	24	12.77	45	12.26
65+	27	15.08	27	14.36	54	14.71
70+	14	7.82	17	9.04	31	8.45
75+	17	9.50	17	9.04	34	9.26
80+	15	8.38	7	3.72	22	5.99
85+	4	2.23	5	2.66	9	2.45
90+	1	0.56	2	1.06	3	0.82

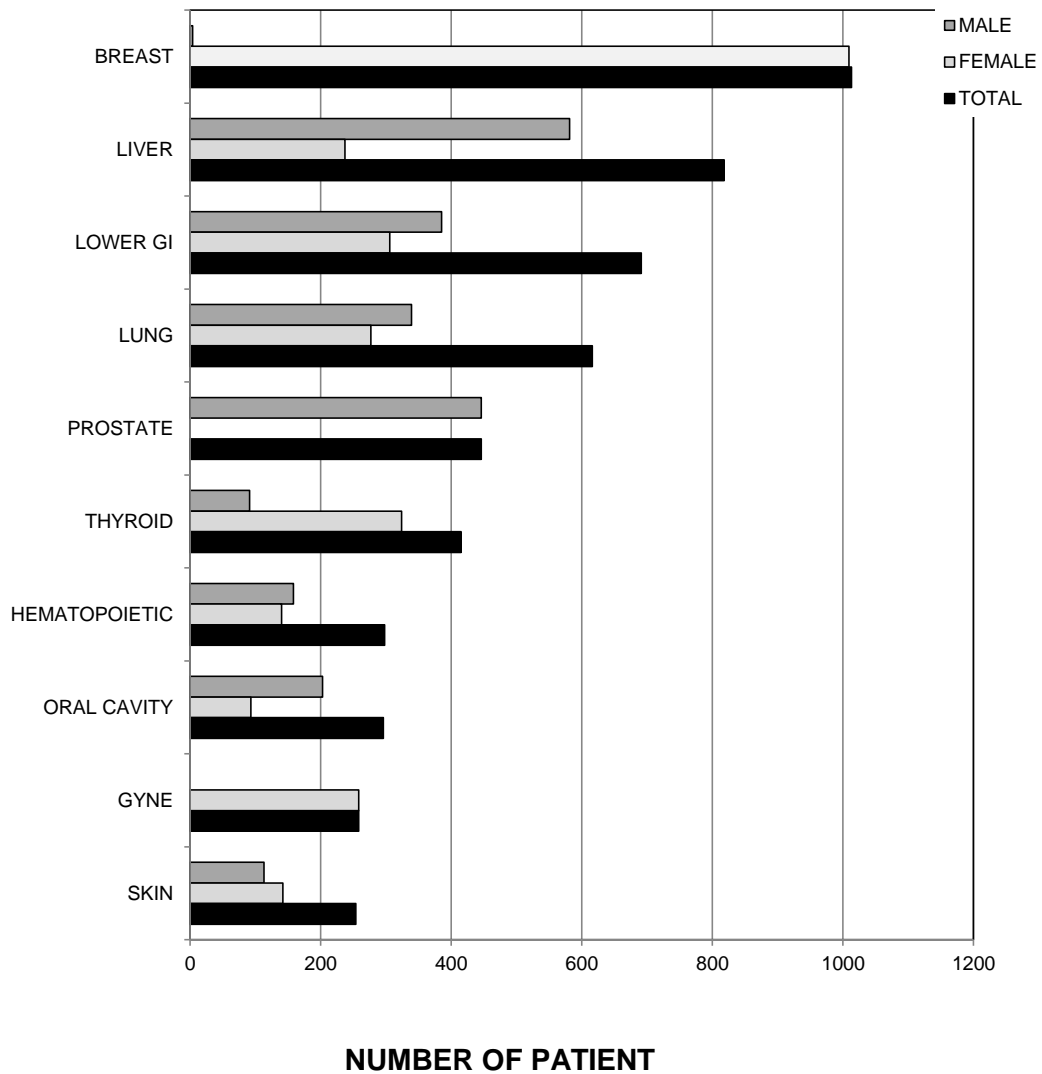
**FIGURE X.I : LYMPHOMA INCIDENCE BY AGE GROUP**



**TABLE XI : LEADING CANCER**

SITE	MALE	FEMALE	TOTAL	%
<b>ALL SITES</b>	<b>2320</b>	<b>2786</b>	<b>5106</b>	<b>100.00</b>
BREAST	4	1009	1013	19.84
LIVER	581	237	818	16.02
LOWER GI	385	306	691	13.53
LUNG	339	277	616	12.06
PROSTATE	446	0	446	8.73
THYROID	91	324	415	8.13
HEMATOPOIETIC	158	140	298	5.84
ORAL CAVITY	203	93	296	5.80
GYNE	0	258	258	5.05
SKIN	113	142	254	4.97

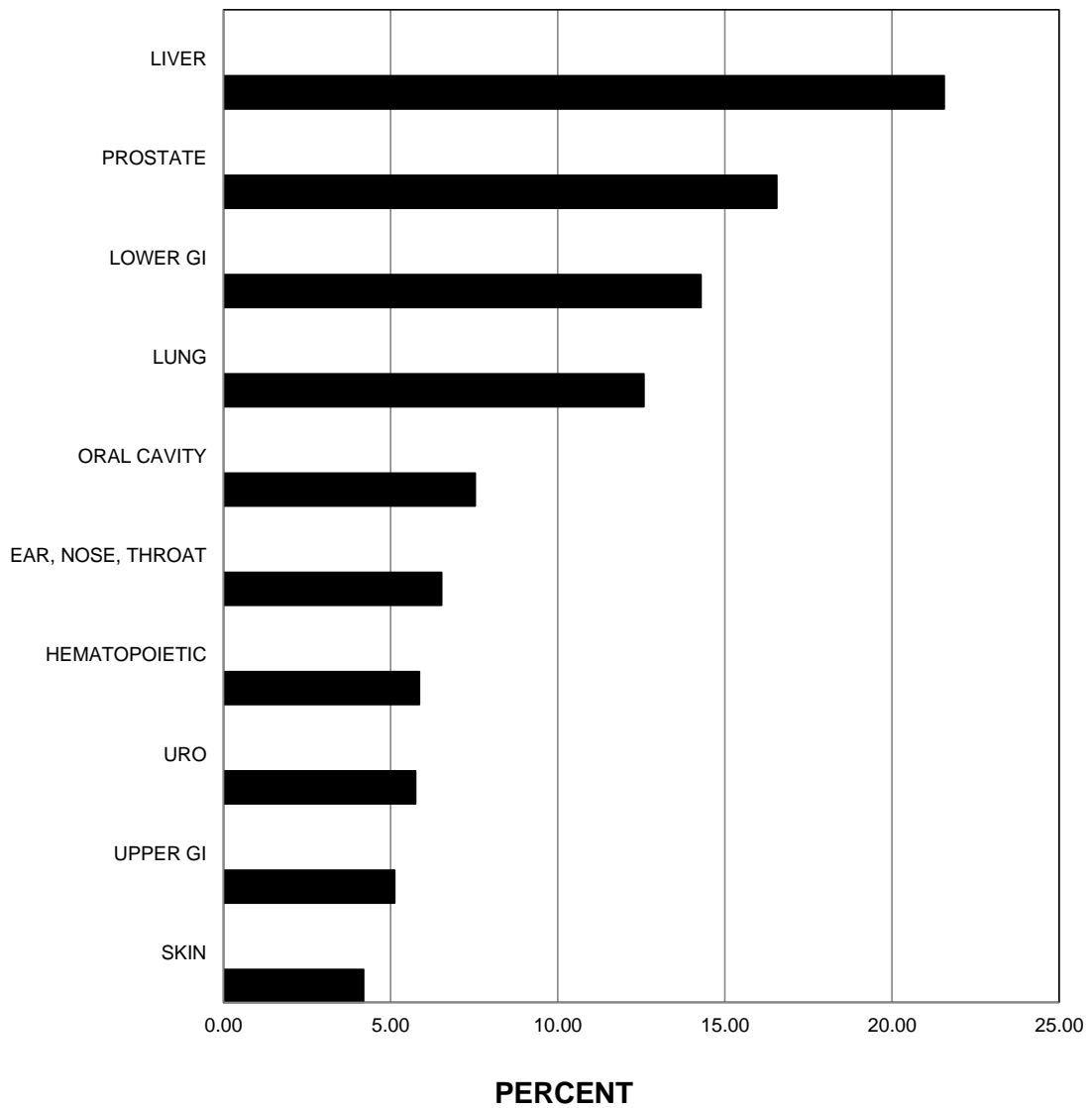
**FIGURE XI.I : LEADING CANCER**



**TABLE XII : LEADING CANCER IN MALE**

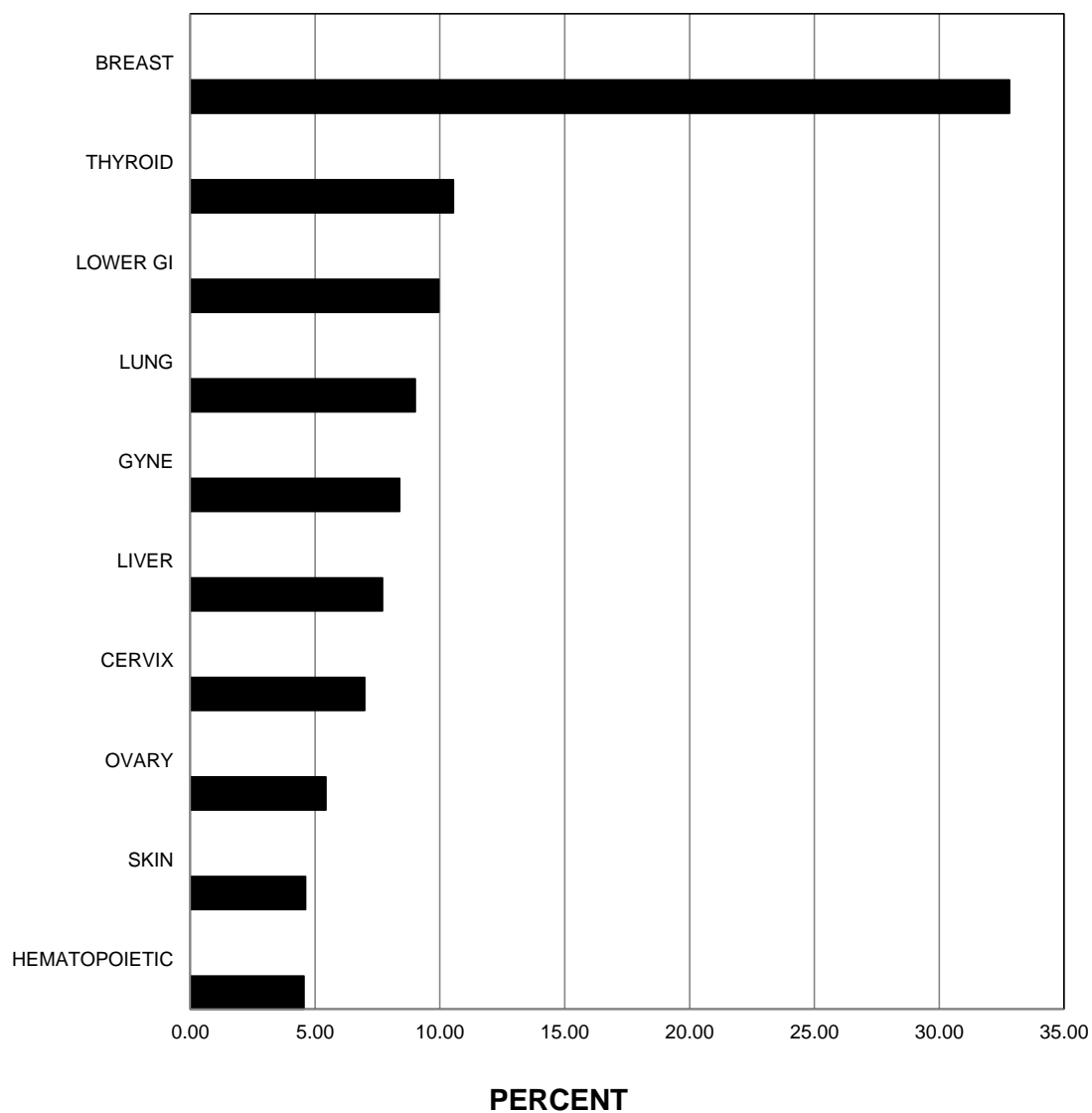
SITE	MALE	%
<b>ALL SITES</b>	<b>2694</b>	<b>100.00</b>
LIVER	581	21.57
PROSTATE	446	16.56
LOWER GI	385	14.29
LUNG	339	12.58
ORAL CAVITY	203	7.54
EAR, NOSE, THROAT	176	6.53
HEMATOPOIETIC	158	5.86
URO	155	5.75
UPPER GI	138	5.12
SKIN	113	4.19

**FIGURE XII.I : LEADING CANCER IN MALE**



**TABLE XIII : LEADING CANCER IN FEMALE**

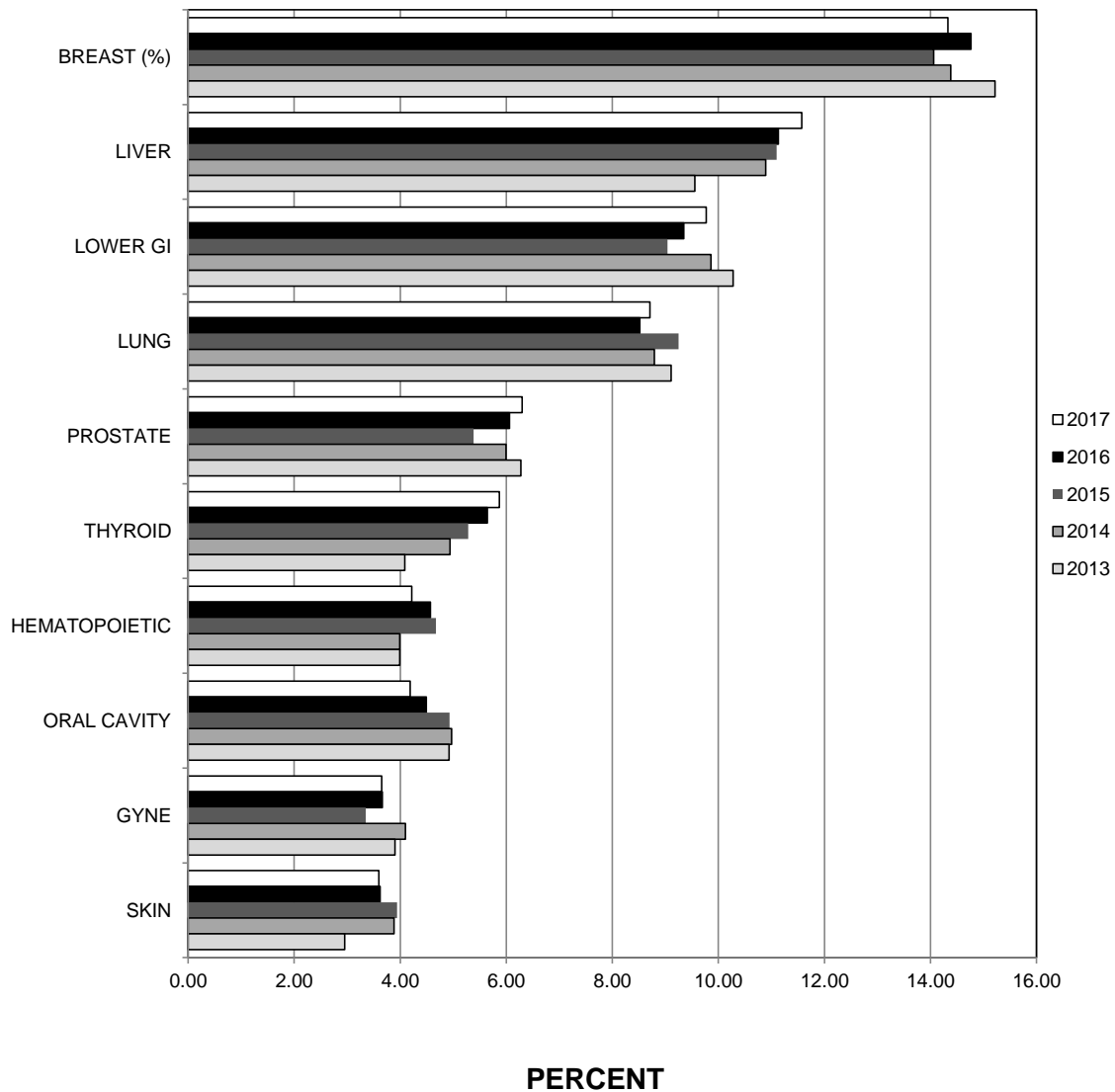
<b>SITE</b>	<b>FEMALE</b>	<b>%</b>
<b>ALL SITES</b>	<b>3075</b>	<b>100.00</b>
BREAST	1009	32.81
THYROID	324	10.54
LOWER GI	306	9.95
LUNG	277	9.01
GYNE	258	8.39
LIVER	237	7.71
CERVIX	215	6.99
OVARY	167	5.43
SKIN	142	4.62
HEMATOPOIETIC	140	4.55

**FIGURE XIII.I : LEADING CANCER IN FEMALE**

**TABLE XIV: 5 YEAR TRENDS OF INCIDENCE (2013 - 2017)**

SITE	2017	2016	2015	2014	2013
<b>ALL SITES (cases)</b>	<b>7069</b>	<b>6632</b>	<b>7082</b>	<b>6439</b>	<b>5388</b>
BREAST (%)	14.33	14.76	14.06	14.38	15.22
LIVER	11.57	11.13	11.10	10.89	9.56
LOWER GI	9.77	9.35	9.04	9.86	10.28
LUNG	8.71	8.52	9.25	8.79	9.11
PROSTATE	6.30	6.06	5.38	5.99	6.27
THYROID	5.87	5.64	5.28	4.94	4.08
HEMATOPOIETIC	4.22	4.57	4.67	3.99	3.99
ORAL CAVITY	4.19	4.49	4.93	4.97	4.92
GYNE	3.65	3.66	3.35	4.10	3.90
SKIN	3.59	3.62	3.94	3.88	2.95

**FIGURE XIV : 5 YEAR TRENDS OF INCIDENCE (2013 - 2017)**



## THE COMMITTEE OF SIRIRAJ CANCER REGISTRY

Visit	Vamvanit	MD.	Consultant
Pairat	Tepmongkol	MD.	Consultant
Cheerasook	Chongkolwatana	MD.	Consultant
Gavivann	Veerakul	MD.	Consultant
Adune	Ratanawichitrasin	MD.	Consultant
Suwanit	Therasakvichya	MD.	Consultant
Vitoon	Chinswangwatanakul	MD.	Chairman of the Committee
Asada	Methasade	MD.	Vice-Chairman of the Committee
Woramin	Rainsuwan	MD.	Lower Gastrointestinal Cancer Group
Rapin	Phimolsarnti	MD.	Bone and Soft Tissue Cancer Group
Sanan	Visuthisakchai	MD.	Hematologic malignancy and Lymphoma Group
Phawin	Keskool	MD.	Head-Neck Cancer Group
Chaiyoung	Nualyoung	MD.	Urology and Male Genital Organ Cancer Group
Punnarerk	Thongcharoen	MD.	Lung Cancer Group
Rungsima	Wanitphakdeedecha	MD.	Skin Cancer Group
Mongkol	Laohapensang	MD.	PediatricsCancer Group
Tawesak	Tanwadee	MD.	Liver Cancer Group
Sarun	Nunta-Aree	MD.	Brain Cancer Group
Pornchai	O-Charoenrat	MD.	Breast Cancer Group
Cheerasook	Chongklwatana	MD.	Thyroid Cancer Group
Apichat	Asavamongkolkul	MD.	Committee
Sirirat	Kooptiwoot	MD.	Committee
Preeyanuch	Yamwong	MD.	Committee
Jamsak	Tscheikuna	MD.	Committee
Klebsabai	Sanpakit	MD.	Committee
Kanchana	Amornpichetkul	MD.	Committee
Janjira	Petsusiri	MD.	Committee
Nan	Suntornpong	MD.	Committee
Charuwan	Akewanlop	MD.	Committee
Chanin	Limwongse	MD.	Committee
Nopadol	Soparattanapaisarn	MD.	Committee
Archrob	Khuhapinant	MD.	Committee
Supakarn	Tayjasanant	MD.	Committee
Benjapa	Khiewwan	MD.	Committee
Auttaporn	Trakamsanga	MD.	Committee
Somsri	Ratanawichitrasin	MD.	Vice-Chairman of the Committee and Secretary

## OFFICE STAFF AND CODERS

Thanit	Hirankhup	Wararat	Choochan
Mattana	Saengta	Aimon	Jaimai
Siriporn	Timpasert	Kanokporn	Thamapala
Ponpan	Raknoi	Cholticha	Songjang
Phimpakan	Thepkan	Tippawan	Soncharoen
Dolaya	Darachart	Tanaporn	Chokkit
Thapanee	Sae-jang	Supatee	Karakate