

SIRIRAJ CANCER REGISTRY

2018



SIRIRAJ CANCER CENTER
FACULTY OF MEDICINE SIRIRAJ HOSPITAL
MAHIDOL UNIVERSITY THAILAND
ISSN 00857-3840

SIRIRAJ CANCER REGISTRY

2018



EDITOR

Dr. Vitoon Chinswangwatanakul

SIRIRAJ CANCER CENTER
FACULTY OF MEDICINE SIRIRAJ HOSPITAL
MAHIDOL UNIVERSITY THAILAND
ISSN 00857-3840

Introduction

The Siriraj Cancer Center has come up to 73rd year anniversary. Having passed through a long journey over a half of century, we still work determinedly to keep up our duty in multidisciplinary cancer care collaboration. In addition to cancer registry and tumor clinics, we have extended our interests to endorse joint researches, social awareness activities and cancer research fund raising. To maintain accurate clinical data of cancer, this year we deliver the 50th Annual Report of Siriraj Hospital-based Cancer Registration. "Siriraj Cancer Registration 2018" was the product of intensive workforce from our coders and IT team. Without the supervision from many medical consultants and specialists, this report would not be possibly completed. In the year 2018, we served 3,086,866 hospital visits. From this number, 551,450 were new patients, including 6,797 new patients with cancer who were treated in Faculty of Medicine Siriraj Hospital.

I would like to thank the kind support from the Medical Record Service, Medical Information Technology Service, Department of Pathology, Clinical Pathology, Microbiology, Immunology, Radiology, Surgery, Medicine, Orthopedic Surgery, Ophthalmology, Oto-rhinolaryngology, Pediatrics, Obstetrics and Gynecology, for continuously providing the constructive data. I would like to thank members of the Siriraj Cancer Center Organization Committee and all staffs in Siriraj Cancer Center who worked tirelessly together as a magnificent team. It would be very grateful if any part of informations in this report could be used for improving the quality of service as well as the quality of life for patients with cancer.



Dr. Vitoon Chinswangwatanakul MD PhD
Chairman of Siriraj Cancer Center
Faculty of Medicine Siriraj Hospital
Mahidol University

SIRIRAJ CANCER CENTER

SIRIRAJ CANCER RIGISTRY 2017

Table of contents

Table I:	Number of patients	1
Table II:	Quality of diagnosis	1
Table III:	Primary site	1
Table IV:	Incidence by age group	8
	Figure IV.I: Incidence by age group	8
Table V:	Primary site by age group	9
Table VI:	Pathology according to site	28
Table VII:	Primary site in childhood by age group	45
Table VIII:	Lymphoma pathology according to site	56
Table IX:	Lymphoma by pathology	54
Table X:	Lymphoma incidence by age group	55
	Figure X.I: Lymphoma incidence by age group	55
Table XI:	Leading cancer	56
	Figure XI.I: Leading cancer	56
Table XII:	Leading cancer in male	57
	Figure XII.I: Leading cancer in male	57
Table XIII:	Leading cancer in female	58
	Figure XIII.I: Leading cancer in female	58
Table XIV:	5 year trends of incidence (2012 - 2016)	59
	Figure XIV.I: 5 year trends of incidence (2012 - 2016)	59

2018

TABLE I : NUMBER OF PATIENTS

Type of patient	No. of cases
Total No. of patient visits	3,086,866
Total No. of patients	551,450
Total No. of new cancer	6,797

Cancer incidence was 1.12 %

TABLE II : QUALITY OF DIAGNOSIS

Diagnosed by	Number	Percentage
Histological Pathology	6,075	89.38
Clinical & Imaging	722	10.62
Total	6,797	100.00

TABLE III : PRIMARY SITE

CODE	SITE	No. of Cases			%
		MALE	FEMALE	TOTAL	
	GRAND TOTAL	3030	3767	6797	100.00
C00 - C14 LIP, ORAL CAVITY AND PHARYNX		264	115	379	5.58
C000	External Lip: Upper NOS	0	1	1	0.01
C001	External Lip: Lower NOS	0	9	9	0.13
C019	Tongue: Base NOS	16	2	18	0.26
C029	Tongue: NOS	34	26	60	0.88
C030	Gum: Upper	2	2	4	0.06
C031	Gum: Lower	4	4	8	0.12
C039	Gum NOS	0	1	1	0.01
C049	Floor of Mouth NOS	17	1	18	0.26
C050	Hard Palate	7	0	7	0.10
C051	Soft Palate NOS	7	1	8	0.12
C060	Cheek Mucosa	4	9	13	0.19
C062	Retromolar Area	2	0	2	0.03
C079	Parotid Gland	12	12	24	0.35
C080	Submandibular Gland	3	8	11	0.16
C081	Sublingual Gland	1	0	1	0.01
C099	Tonsil NOS	32	7	39	0.57
C100	Vallecula	1	0	1	0.01
C109	Oropharynx NOS	26	1	27	0.40
C110	Nasopharynx: Superior Wall	0	1	1	0.01
C112	Nasopharynx: Lateral Wall	1	0	1	0.01
C119	Nasopharynx NOS	64	28	92	1.35
C129	Pyiform Sinus	14	1	15	0.22
C139	Hypopharynx NOS	17	1	18	0.26

TABLE III : PRIMARY SITE (cont.)

CODE	SITE	No. of Cases			%
		MALE	FEMALE	TOTAL	
C119	MULTIPLE PRIMARY OF NASOPHARYNX NOS	1	0	1	0.01
C770	Lymph Nodes: Head, Face and Neck	1	0	1	0.01
C15 - C26	DIGESTIVE ORGANS	1136	695	1831	26.94
C150	Esophagus: Cervical	1	2	3	0.04
C151	Esophagus: Thoracic	17	1	18	0.26
C153	Esophagus: Upper Third	3	0	3	0.04
C154	Esophagus: Middle Third	11	1	12	0.18
C155	Esophagus: Lower Third	2	1	3	0.04
C158	Esophagus: Overlapping	4	0	4	0.06
C159	Esophagus NOS	25	6	31	0.46
C160	Stomach: Cardia NOS	4	6	10	0.15
C161	Stomach: Fundus	0	1	1	0.01
C162	Stomach: Body	11	5	16	0.24
C163	Stomach: Pyl Antrum	10	5	15	0.22
C164	Stomach: Pylorus	1	0	1	0.01
C165	Stomach: Less Curv	2	6	8	0.12
C166	Stomach: Great Curv	0	2	2	0.03
C168	Stomach: Overlapping	3	7	10	0.15
C169	Stomach, NOS	24	30	54	0.79
C170	Duodenum	5	5	10	0.15
C171	Jejunum	1	2	3	0.04
C172	Ileum	2	0	2	0.03
C178	Small Intestine: Overlap	0	1	1	0.01
C179	Small Intestine, NOS	1	0	1	0.01
C180	Colon: Caecum	16	19	35	0.51
C181	Colon: Appendix	2	5	7	0.10
C182	Colon: Ascending	21	24	45	0.66
C183	Colon: Hepatic Flexure	16	9	25	0.37
C184	Colon: Transverse	16	12	28	0.41
C185	Colon: Splenic Flexure	14	5	19	0.28
C186	Colon: Descending	10	13	23	0.34
C187	Colon: Sigmoid	88	69	157	2.31
C188	Colon: Overlapping	5	5	10	0.15
C189	Colon NOS	6	8	14	0.21
C199	Rectosigmoid Junction	24	23	47	0.69
C209	Rectum NOS	134	87	221	3.25
C210	Anus NOS	1	1	2	0.03
C211	Anal Canal	3	7	10	0.15
C218	Rectum: Overlapping	1	1	2	0.03
C220	Liver	509	172	681	10.02
C221	Intrahepatic Bile Duct	48	43	91	1.34
C239	Gallbladder	6	14	20	0.29
C240	Extrahepatic Bile Duct	19	11	30	0.44
C241	Ampulla of Vater	13	8	21	0.31
C250	Pancreas: Head	29	33	62	0.91
C251	Pancreas: Body	8	6	14	0.21

TABLE III : PRIMARY SITE (cont.)

CODE	SITE	No. of Cases			%
		MALE	FEMALE	TOTAL	
C252	Pancreas: Tail	7	9	16	0.24
C257	Pancreas Other	0	1	1	0.01
C258	Pancreas: Overlapping	4	6	10	0.15
C259	Pancreas NOS	8	22	30	0.44
C269	Gastrointestinal Tract NOS	1	1	2	0.03
C189	MULTIPLE PRIMARY OF COLON NOS	0	1	1	0.01
C494	Connective: Abdomen	0	1	1	0.01
C30 - C39	RESPIRATORY AND INTRATHORACIC ORGANS	438	279	717	10.55
C300	Nasal Cavity	16	12	28	0.41
C310	Maxillary Sinus	4	4	8	0.12
C311	Ethmoid Sinus	1	0	1	0.01
C312	Frontal Sinus	1	0	1	0.01
C313	Sphenoid Sinus	1	0	1	0.01
C318	Accessory Sinus: Overlap	1	0	1	0.01
C320	Glottis	26	3	29	0.43
C321	Supraglottis	23	1	24	0.35
C322	Subglottis	1	0	1	0.01
C328	Larynx: Overlapping	3	0	3	0.04
C329	Larynx NOS	3	0	3	0.04
C339	Trachea	0	1	1	0.01
C340	Bronchus: Main	9	3	12	0.18
C341	Lung: Upper Lobe	178	102	280	4.12
C342	Lung: Middle Lobe	17	14	31	0.46
C343	Lung: Lower Lobe	84	82	166	2.44
C348	Lung, Bronchus: Overlap	0	1	1	0.01
C349	Lung NOS	53	49	102	1.50
C379	Thymus	2	1	3	0.04
C380	Heart	1	2	3	0.04
C381	Mediastinum: Anterior	7	1	8	0.12
C382	Mediastinum: Posterior	2	1	3	0.04
C383	Mediastinum NOS	4	0	4	0.06
C384	Pleura NOS	1	2	3	0.04
C349	MULTIPLE PRIMARY OF LUNG NOS	0	1	1	0.01
C770	Lymph Nodes: Head, Face and Neck	0	1	1	0.01
C40 - C41	BONE AND CARTILAGE	24	19	43	0.63
C400	Bone: Upper Long	2	3	5	0.07
C402	Bone: Lower Long	13	3	16	0.24
C403	Bone: Lower Short	0	1	1	0.01
C410	Bone: Skull and Face	1	2	3	0.04
C411	Bone: Mandible	0	1	1	0.01
C412	Bone: Vertebral Column	3	3	6	0.09
C413	Bone: Rib, Sternum, Clavicle	1	0	1	0.01
C414	Bone: Pelvic, Sacrum, Coccyx	4	5	9	0.13
C419	Bone NOS	0	1	1	0.01

TABLE III : PRIMARY SITE (cont.)

CODE	SITE	No. of Cases			%
		MALE	FEMALE	TOTAL	
C42 HEMATOPOIETIC AND RETICULOENDOTHELIAL SYSTEMS		152	128	280	4.12
C420	Blood	1	0	1	0.01
C421	Bone Marrow	150	126	276	4.06
C422	Spleen	1	2	3	0.04
C44 SKIN		126	136	262	3.85
C440	Skin of lip, NOS	3	6	9	0.13
C441	Eyelid	5	10	15	0.22
C442	External Ear	3	7	10	0.15
C443	Skin: Cheek ChinFaceForehead	55	65	120	1.77
C444	Skin of Scalp and Neck	8	8	16	0.24
C445	Skin of Trunk	10	13	23	0.34
C446	Skin of upper limb & shoulder	16	7	23	0.34
C447	Skin of lower limb and hip	24	19	43	0.63
C449	Skin NOS	2	1	3	0.04
C444 MULTIPLE PRIMARY OF SKIN OF SCALP AND NECK		1	0	1	0.01
C770	Lymph Nodes: Head, Face and Neck	1	0	1	0.01
C48 - C49 RETROPERITONEUM AND PERITONEUM		58	60	118	1.74
C480	Retroperitoneum	8	17	25	0.37
C481	Peritoneum: Specified pts	2	0	2	0.03
C482	Peritoneum NOS	4	9	13	0.19
C490	Connective: Head, Face, Neck	2	5	7	0.10
C491	Connective Upperlimb Shoulder	7	3	10	0.15
C492	Connective: Lower limb & hip	20	11	31	0.46
C493	Connective: Thorax	3	5	8	0.12
C494	Connective: Abdomen	3	2	5	0.07
C495	Connective: Pelvis	6	6	12	0.18
C496	Connective: Trunk NOS	3	2	5	0.07
C482 MULTIPLE PRIMARY OF PERITONEUM NOS		0	1	1	0.01
C772	Intra-abdominal Lymph Nodes	0	1	1	0.01
C50 BREAST		0	1132	1132	16.65
C500	Nipple	0	12	12	0.18
C501	Central portion of breast	0	70	70	1.03
C502	Upper-inner quadrant breast	0	130	130	1.91
C503	Lower-inner quadrant breast	0	63	63	0.93
C504	Upper-outer quadrant breast	0	419	419	6.16
C505	Lower-outer quadrant breast	0	82	82	1.21
C508	Overlapping lesion of breast	0	210	210	3.09
C509	Breast NOS	0	146	146	2.15
C509 MULTIPLE PRIMARY OF BREAST		0	8	8	0.12
C445	Skin of Trunk	0	6	6	0.09
C773	Lymph Nodes of axilla or arm	0	2	2	0.03
C589	Placenta	0	4	4	0.06

TABLE III : PRIMARY SITE (cont.)

CODE	SITE	No. of Cases			%
		MALE	FEMALE	TOTAL	
C51 - C58 FEMALE GENITAL ORGANS		0	594	594	8.74
C510	Labium majus	0	1	1	0.01
C519	Vulva NOS	0	12	12	0.18
C529	Vagina NOS	0	9	9	0.13
C539	Cervix uteri	0	190	190	2.80
C541	Endometrium	0	180	180	2.65
C542	Myometrium	0	2	2	0.03
C548	Corpus uteri: Overlap	0	15	15	0.22
C549	Corpus uteri	0	5	5	0.07
C559	Uterus NOS	0	7	7	0.10
C569	Ovary	0	162	162	2.38
C570	Fallopian tube	0	5	5	0.07
C574	Uterine adnexa	0	1	1	0.01
C579	Female genital tract NOS	0	1	1	0.01
C589	Placenta	0	4	4	0.06
C539 MULTIPLE PRIMARY OF CERVIX UTERI		0	4	4	0.06
C775	Pelvic Lymph Nodes	0	1	1	0.01
C529	Vagina NOS	0	3	3	0.04
C541 MULTIPLE PRIMARY OF ENDOMETRIUM		0	6	6	0.09
C482	Peritoneum NOS	0	1	1	0.01
C529	Vagina NOS	0	4	4	0.06
C775	Pelvic Lymph Nodes	0	1	1	0.01
C559 MULTIPLE PRIMARY OF UTERUS NOS		0	1	1	0.01
C482	Peritoneum NOS	0	1	1	0.01
C569 MULTIPLE PRIMARY OF OVARY		0	12	12	0.18
C510	Labium majus	0	1	1	0.01
C529	Vagina NOS	0	5	5	0.07
C559	Uterus NOS	0	1	1	0.01
C574	Uterine adnexa	0	1	1	0.01
C763	Pelvis NOS	0	2	2	0.03
C772	Intra-abdominal Lymph Nodes	0	1	1	0.01
C775	Pelvic Lymph Nodes	0	1	1	0.01
C60 - C63 MALE GENITAL ORGANS		428	0	428	6.30
C601	Glans penis	2	0	2	0.03
C608	Penis: Overlap	1	0	1	0.01
C609	Penis NOS	5	0	5	0.07
C619	Prostate gland	409	0	409	6.02
C629	Testis NOS	8	0	8	0.12
C632	Scrotum NOS	3	0	3	0.04

TABLE III : PRIMARY SITE (cont.)

CODE	SITE	No. of Cases			%
		MALE	FEMALE	TOTAL	
C64 - C68	URINARY TRACT	154	75	229	3.37
C649	Kidney NOS	70	31	101	1.49
C659	Renal pelvis	3	4	7	0.10
C669	Ureter	7	7	14	0.21
C670	Trigone of Bladder	1	0	1	0.01
C672	Lateral wall of Bladder	4	2	6	0.09
C673	Anterior wall of Bladder	2	0	2	0.03
C674	Posterior wall of Bladder	1	2	3	0.04
C675	Bladder Neck	1	0	1	0.01
C679	Bladder NOS	64	27	91	1.34
C680	Urethra	1	2	3	0.04
C69 - C72	EYE, BRAIN AND OTHER PARTS OF CENTRAL NERVOUS SYSTEM	58	53	111	1.63
C690	Conjunctiva	1	4	5	0.07
C692	Retina	2	0	2	0.03
C694	Ciliary Body	1	0	1	0.01
C695	Lacrimal Gland	5	1	6	0.09
C696	Orbit NOS	7	5	12	0.18
C699	Eye NOS	1	1	2	0.03
C709	Meninges NOS	0	1	1	0.01
C710	Cerebrum	3	4	7	0.10
C711	Frontal Lobe	13	10	23	0.34
C712	Temporal Lobe	3	7	10	0.15
C713	Parietal Lobe	3	4	7	0.10
C714	Occipital Lobe	1	0	1	0.01
C716	Cerebellum NOS	3	3	6	0.09
C717	Brain Stem	1	2	3	0.04
C718	Brain: Overlap	3	2	5	0.07
C719	Brain NOS	8	4	12	0.18
C720	Spinal Cord	0	2	2	0.03
C723	Optic Nerve	0	1	1	0.01
C729	Nervous System NOS	3	2	5	0.07
C73 - C75	THYROID AND OTHER ENDOCRINE GLANDS	67	296	363	5.34
C739	Thyroid Gland	61	290	351	5.16
C740	Cortex of Adrenal Gland	1	0	1	0.01
C741	Medulla of Adrenal Gland	0	1	1	0.01
C749	Adrenal Gland NOS	3	4	7	0.10
C753	Pineal Gland	2	1	3	0.04

TABLE III : PRIMARY SITE (cont.)

CODE	SITE	No. of Cases			%
		MALE	FEMALE	TOTAL	
C76 OTHER AND ILL-DEFINED SITES		3	3	6	0.09
C761	Thorax NOS	1	0	1	0.01
C762	Abdomen NOS	0	1	1	0.01
C763	Pelvis NOS	1	1	2	0.03
C764	Upper Limb NOS	0	1	1	0.01
C765	Lower Limb NOS	1	0	1	0.01
C77 LYMPH NODES		67	81	148	2.18
C770	Lymph Nodes: HeadFaceNeck	35	50	85	1.25
C771	Intrathoracic Lymph Nodes	0	2	2	0.03
C772	Intra-abdominal LymphNodes	12	6	18	0.26
C773	Lymph Nodes of axilla or arm	4	7	11	0.16
C774	Lymph Nodes: Leg	13	13	26	0.38
C775	Pelvic Lymph Nodes	2	0	2	0.03
C778	Lymph Nodes: multiple region	0	1	1	0.01
C779	Lymph Node NOS	1	2	3	0.04
C80 UNKNOW PRIMARY SITE		50	61	111	1.63
C809	Unknown Primary Site	50	61	111	1.63
Z85 PERSONAL HISTORY OF MALIGNANT NEOPLASM		3	6	9	0.13
Z850	Personal history of malignant neoplasm of digestive organ	0	1	1	0.01
Z851	Personal history of malignant neoplasm of trachea, bronchus	1	2	3	0.04
Z853	Personal history of malignant neoplasm of breast	0	2	2	0.03
Z854	Personal history of malignant neoplasm of genital organs	0	1	1	0.01
Z857	Personal history of other malignant neoplasm of lymphoid tissue	1	0	1	0.01
Z858	Personal history of malignant neoplasm of other organs and sites	1	0	1	0.01

TABLE IV: INCIDENCE BY AGE GROUP

AGE	MALE		FEMALE		TOTAL	
	n	%	n	%	n	%
ALL AGE GROUP	3030	100.00	3767	100.00	6797	100.00
1+	21	0.69	14	0.37	35	0.51
5+	13	0.43	18	0.48	31	0.46
10+	17	0.56	17	0.45	34	0.50
15+	19	0.63	23	0.61	42	0.62
20+	13	0.43	26	0.69	39	0.57
25+	23	0.76	50	1.33	73	1.07
30+	32	1.06	82	2.18	114	1.68
35+	55	1.82	155	4.11	210	3.09
40+	80	2.64	213	5.65	293	4.31
45+	125	4.13	315	8.36	440	6.47
50+	234	7.72	373	9.90	607	8.93
55+	345	11.39	513	13.62	858	12.62
60+	427	14.09	504	13.38	931	13.70
65+	512	16.90	493	13.09	1005	14.79
70+	397	13.10	329	8.73	726	10.68
75+	310	10.23	275	7.30	585	8.61
80+	264	8.71	201	5.34	465	6.84
85+	94	3.10	116	3.08	210	3.09
90+	37	1.22	34	0.90	71	1.04
95+	12	0.40	16	0.42	28	0.41

FIGURE IV.I : INCIDENCE BY AGE GROUP

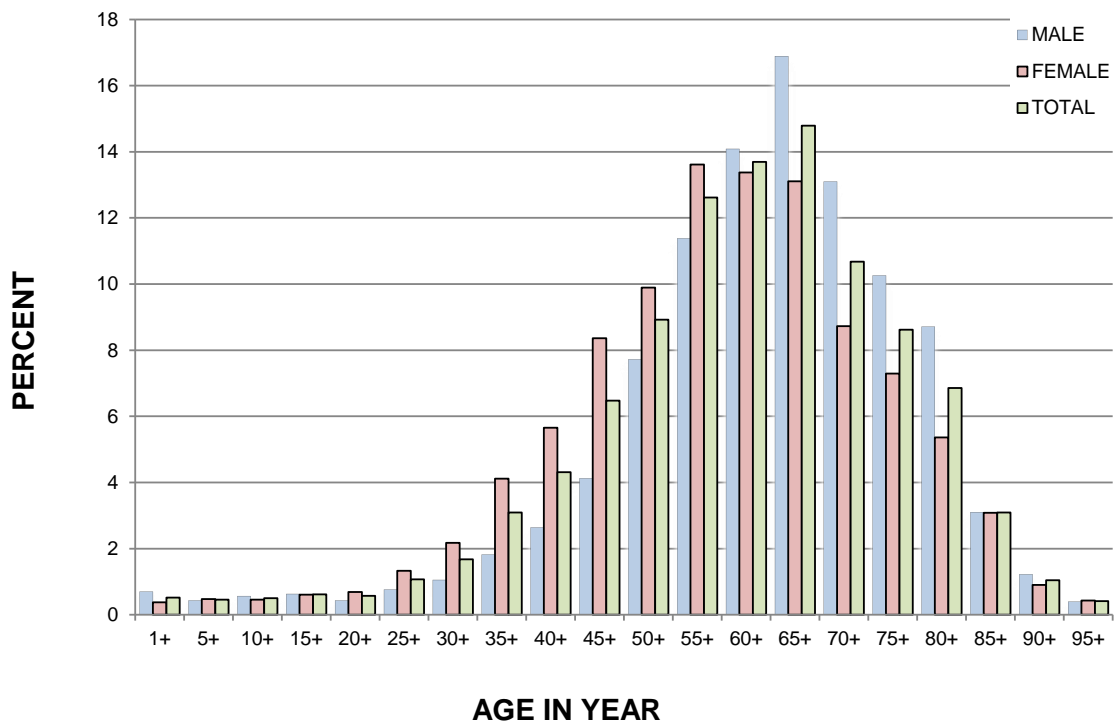


TABLE V : PRIMARY SITE BY AGE GROUP

SITE / AGE - GROUP			1+	5+	10+	15+	20+	25+	30+	35+	40+	45+	50+	55+	60+	65+	70+	75+	80+	85+	90+	95+		
GRAND TOTAL			6797	35	31	34	42	39	73	114	210	293	440	607	858	931	1005	726	585	465	210	71	28	
MALE			3030	21	13	17	19	13	23	32	55	80	125	234	345	427	512	397	310	264	94	37	12	
FEMALE			3767	14	18	17	23	26	50	82	155	213	315	373	513	504	493	329	275	201	116	34	16	
C000	External Lip: Upper NOS	T	1	0	0	0	0	0	0	0	0	0	0	0	0	0	0	0	1	0	0	0	0	
		M	0	0	0	0	0	0	0	0	0	0	0	0	0	0	0	0	0	0	0	0	0	0
		F	1	0	0	0	0	0	0	0	0	0	0	0	0	0	0	0	0	1	0	0	0	0
C001	External Lip: Lower NOS	T	9	0	0	0	0	0	0	0	0	1	0	0	0	2	0	1	3	2	0	0	0	
		M	0	0	0	0	0	0	0	0	0	0	0	0	0	0	0	0	0	0	0	0	0	0
		F	9	0	0	0	0	0	0	0	0	1	0	0	0	2	0	1	3	2	0	0	0	0
C019	Tongue: Base NOS	T	18	0	0	0	0	0	0	0	1	2	5	3	2	2	0	3	0	0	0	0	0	
		M	16	0	0	0	0	0	0	0	1	2	4	2	2	2	0	3	0	0	0	0	0	
		F	2	0	0	0	0	0	0	0	0	0	1	1	0	0	0	0	0	0	0	0	0	0
C029	Tongue: NOS	T	60	0	0	0	0	3	3	2	5	7	2	11	11	6	4	3	2	1	0	0	0	
		M	34	0	0	0	0	1	1	1	0	7	0	6	9	5	2	2	0	0	0	0	0	
		F	26	0	0	0	0	2	2	1	5	0	2	5	2	1	2	1	2	1	2	1	0	0
C030	Gum: Upper	T	4	0	0	0	0	0	0	0	0	1	0	0	1	0	1	0	1	0	0	0	0	
		M	2	0	0	0	0	0	0	0	0	0	0	0	1	0	0	0	1	0	0	0	0	
		F	2	0	0	0	0	0	0	0	0	1	0	0	0	0	1	0	0	0	0	0	0	
C031	Gum: Lower	T	8	0	0	0	0	0	0	1	0	1	0	0	1	0	1	1	0	2	0	1	0	
		M	4	0	0	0	0	0	0	1	0	1	0	0	0	0	1	0	0	0	0	0	1	
		F	4	0	0	0	0	0	0	0	0	0	0	0	1	0	0	1	0	2	0	0	0	
C039	Gum NOS	T	1	0	0	0	0	0	0	0	0	0	0	0	0	0	0	0	0	1	0	0	0	
		M	0	0	0	0	0	0	0	0	0	0	0	0	0	0	0	0	0	0	0	0	0	
		F	1	0	0	0	0	0	0	0	0	0	0	0	0	0	0	0	0	0	1	0	0	
C049	Floor of Mouth NOS	T	18	0	0	0	0	0	0	0	1	0	2	0	5	4	4	0	0	2	0	0	0	
		M	17	0	0	0	0	0	0	0	1	0	2	0	5	3	4	0	0	2	0	0	0	
		F	1	0	0	0	0	0	0	0	0	0	0	0	0	1	0	0	0	0	0	0	0	
C050	Hard Palate	T	7	0	0	0	0	0	2	0	1	0	1	1	0	0	1	0	0	1	0	0	0	
		M	7	0	0	0	0	0	2	0	1	0	1	1	0	0	1	0	0	1	0	0	0	
		F	0	0	0	0	0	0	0	0	0	0	0	0	0	0	0	0	0	0	0	0	0	
C051	Soft Palate NOS	T	8	0	0	0	0	0	0	0	0	0	2	1	1	1	0	2	0	0	1	0	0	
		M	7	0	0	0	0	0	0	0	0	0	2	1	1	1	0	2	0	0	0	0	0	
		F	1	0	0	0	0	0	0	0	0	0	0	0	0	0	0	0	0	0	0	1	0	

6

TABLE V : PRIMARY SITE BY AGE GROUP (cont.)

SITE / AGE - GROUP			1+	5+	10+	15+	20+	25+	30+	35+	40+	45+	50+	55+	60+	65+	70+	75+	80+	85+	90+	95+		
C060	Cheek Mucosa	T	13	0	0	0	0	0	0	0	0	0	1	1	1	2	4	1	0	2	1	0		
		M	4	0	0	0	0	0	0	0	0	0	0	0	0	0	1	2	1	0	0	0	0	
		F	9	0	0	0	0	0	0	0	0	0	0	1	1	1	1	2	0	0	2	1	0	
C062	Retromolar Area	T	2	0	0	0	0	0	0	0	0	1	1	0	0	0	0	0	0	0	0	0	0	
		M	2	0	0	0	0	0	0	0	0	1	1	0	0	0	0	0	0	0	0	0	0	
		F	0	0	0	0	0	0	0	0	0	0	0	0	0	0	0	0	0	0	0	0	0	0
C079	Parotid Gland	T	24	0	0	0	0	0	1	3	2	3	3	4	2	2	1	2	0	1	0	0		
		M	12	0	0	0	0	0	0	2	1	1	1	3	1	0	1	2	0	0	0	0	0	
		F	12	0	0	0	0	0	0	1	1	1	2	2	1	1	2	0	0	0	1	0	0	
C080	Submandibular Gland	T	11	0	0	0	0	0	0	1	0	0	2	2	2	2	0	1	1	0	0	0	0	
		M	3	0	0	0	0	0	0	0	0	0	1	1	0	1	0	0	0	0	0	0	0	
		F	8	0	0	0	0	0	0	1	0	0	1	1	2	1	0	1	1	0	0	0	0	
C081	Sublingual Gland	T	1	0	0	0	0	0	0	0	0	0	0	0	0	0	0	0	0	0	1	0	0	
		M	1	0	0	0	0	0	0	0	0	0	0	0	0	0	0	0	0	0	1	0	0	
		F	0	0	0	0	0	0	0	0	0	0	0	0	0	0	0	0	0	0	0	0	0	0
C099	Tonsil NOS	T	39	0	0	0	0	0	0	0	1	2	7	12	6	5	2	2	1	1	0	0		
		M	32	0	0	0	0	0	0	0	1	2	7	11	4	3	1	1	1	1	0	0		
		F	7	0	0	0	0	0	0	0	0	0	0	0	1	2	2	1	1	0	0	0	0	
C100	Vallecula	T	1	0	0	0	0	0	0	0	0	0	0	0	0	0	0	0	0	1	0	0	0	
		M	1	0	0	0	0	0	0	0	0	0	0	0	0	0	0	0	0	1	0	0	0	
		F	0	0	0	0	0	0	0	0	0	0	0	0	0	0	0	0	0	0	0	0	0	0
C109	Oropharynx NOS	T	27	0	0	0	0	0	1	0	0	1	5	4	4	4	5	1	1	1	0	0		
		M	26	0	0	0	0	0	1	0	0	1	5	4	4	3	5	1	1	1	0	0		
		F	1	0	0	0	0	0	0	0	0	0	0	0	0	1	0	0	0	0	0	0	0	
C110	Nasopharynx: Superior Wall	T	1	0	0	0	0	0	0	0	0	0	0	0	0	1	0	0	0	0	0	0	0	
		M	0	0	0	0	0	0	0	0	0	0	0	0	0	0	0	0	0	0	0	0	0	0
		F	1	0	0	0	0	0	0	0	0	0	0	0	0	1	0	0	0	0	0	0	0	0
C112	Nasopharynx: Lateral Wall	T	1	0	0	0	0	0	0	0	0	0	0	0	1	0	0	0	0	0	0	0	0	
		M	1	0	0	0	0	0	0	0	0	0	0	0	1	0	0	0	0	0	0	0	0	0
		F	0	0	0	0	0	0	0	0	0	0	0	0	0	0	0	0	0	0	0	0	0	0
C119	Nasopharynx NOS	T	92	0	0	0	2	1	1	3	2	11	7	14	13	15	10	4	5	4	0	0	0	
		M	65	0	0	0	2	1	0	2	2	8	2	12	9	10	8	2	4	3	0	0	0	
		F	28	0	0	0	0	0	1	1	0	3	5	3	4	5	2	2	1	1	0	0	0	

TABLE V : PRIMARY SITE BY AGE GROUP (cont.)

SITE / AGE - GROUP		1+	5+	10+	15+	20+	25+	30+	35+	40+	45+	50+	55+	60+	65+	70+	75+	80+	85+	90+	95+	
C129	Pyriform Sinus	T	15	0	0	0	0	0	0	0	0	0	1	0	6	3	1	4	0	0	0	0
		M	14	0	0	0	0	0	0	0	0	0	1	0	5	3	1	4	0	0	0	0
		F	1	0	0	0	0	0	0	0	0	0	0	0	1	0	0	0	0	0	0	0
C139	Hypopharynx NOS	T	18	0	0	0	0	0	0	1	0	2	2	1	2	5	1	3	1	0	0	0
		M	17	0	0	0	0	0	0	1	0	1	2	1	2	5	1	3	1	0	0	0
		F	1	0	0	0	0	0	0	0	0	1	0	0	0	0	0	0	0	0	0	0
C150	Esophagus: Cervical	T	3	0	0	0	0	0	0	0	0	1	0	1	0	1	0	0	0	0	0	0
		M	1	0	0	0	0	0	0	0	0	0	0	1	0	0	0	0	0	0	0	0
		F	2	0	0	0	0	0	0	0	0	1	0	0	0	1	0	0	0	0	0	0
C151	Esophagus: Thoracic	T	18	0	0	0	0	0	0	0	0	0	1	2	7	2	4	2	0	0	0	0
		M	17	0	0	0	0	0	0	0	0	0	1	2	6	2	4	2	0	0	0	0
		F	1	0	0	0	0	0	0	0	0	0	0	0	1	0	0	0	0	0	0	0
C153	Esophagus: Upper Third	T	3	0	0	0	0	0	0	0	0	1	1	0	1	0	0	0	0	0	0	0
		M	3	0	0	0	0	0	0	0	0	0	1	1	0	1	0	0	0	0	0	0
		F	0	0	0	0	0	0	0	0	0	0	0	0	0	0	0	0	0	0	0	0
C154	Esophagus: Middle Third	T	12	0	0	0	0	0	0	0	0	1	2	1	4	1	2	1	0	0	0	0
		M	11	0	0	0	0	0	0	0	0	1	2	1	4	1	1	1	0	0	0	0
		F	1	0	0	0	0	0	0	0	0	0	0	0	0	0	1	0	0	0	0	0
C155	Esophagus: Lower Third	T	3	0	0	0	0	0	0	0	0	0	0	2	0	1	0	0	0	0	0	0
		M	2	0	0	0	0	0	0	0	0	0	0	1	0	1	0	0	0	0	0	0
		F	1	0	0	0	0	0	0	0	0	0	0	1	0	0	0	0	0	0	0	0
C158	Esophagus: Overlapping	T	4	0	0	0	0	0	0	0	1	0	1	0	0	0	1	0	1	0	0	0
		M	4	0	0	0	0	0	0	0	1	0	1	0	0	0	1	0	1	0	0	0
		F	0	0	0	0	0	0	0	0	0	0	0	0	0	0	0	0	0	0	0	0
C159	Esophagus NOS	T	31	0	0	0	0	0	0	0	0	0	1	8	7	7	2	1	3	0	2	0
		M	25	0	0	0	0	0	0	0	0	0	1	5	7	7	1	1	2	0	1	0
		F	6	0	0	0	0	0	0	0	0	0	0	3	0	0	1	0	1	0	1	0
C160	Stomach: Cardia NOS	T	10	0	0	0	0	1	0	0	1	0	0	0	4	1	1	1	0	0	0	0
		M	4	0	0	0	0	0	0	0	1	0	0	0	1	1	0	1	0	0	0	0
		F	6	0	0	0	0	1	0	0	0	1	0	0	3	0	1	0	0	0	0	0
C161	Stomach: Fundus	T	1	0	0	0	0	0	0	0	0	0	0	0	0	0	0	0	1	0	0	0
		M	0	0	0	0	0	0	0	0	0	0	0	0	0	0	0	0	0	0	0	0
		F	1	0	0	0	0	0	0	0	0	0	0	0	0	0	0	0	1	0	0	0

TABLE V : PRIMARY SITE BY AGE GROUP (cont.)

SITE / AGE - GROUP			1+	5+	10+	15+	20+	25+	30+	35+	40+	45+	50+	55+	60+	65+	70+	75+	80+	85+	90+	95+
C162	Stomach: Body	T	16	0	0	0	0	0	0	2	1	2	3	0	0	2	3	1	2	0	0	0
		M	11	0	0	0	0	0	0	1	1	0	3	0	0	1	2	1	2	0	0	0
		F	5	0	0	0	0	0	0	1	0	2	0	0	0	1	1	0	0	0	0	0
C163	Stomach: Pyl Antrum	T	15	0	0	0	0	0	0	0	0	0	3	3	1	1	1	3	0	2	1	0
		M	10	0	0	0	0	0	0	0	0	0	2	2	1	0	0	2	0	2	1	0
		F	5	0	0	0	0	0	0	0	0	0	1	1	0	1	1	1	0	0	0	0
C164	Stomach: Pylorus	T	1	0	0	0	0	0	0	0	0	0	0	0	0	0	1	0	0	0	0	0
		M	1	0	0	0	0	0	0	0	0	0	0	0	0	0	1	0	0	0	0	0
		F	0	0	0	0	0	0	0	0	0	0	0	0	0	0	0	0	0	0	0	0
C165	Stomach: Less Curv	T	8	0	0	0	0	0	0	0	0	0	2	0	0	3	1	1	1	0	0	0
		M	2	0	0	0	0	0	0	0	0	0	0	0	0	1	0	0	1	0	0	0
		F	6	0	0	0	0	0	0	0	0	0	2	0	0	2	1	1	0	0	0	0
C166	Stomach: Great Curv	T	2	0	0	0	0	0	0	0	0	0	0	0	0	0	0	1	1	0	0	0
		M	0	0	0	0	0	0	0	0	0	0	0	0	0	0	0	0	0	0	0	0
		F	2	0	0	0	0	0	0	0	0	0	0	0	0	0	0	1	1	0	0	0
C168	Stomach: Overlapping	T	10	0	0	0	0	0	0	1	1	0	0	1	0	1	2	2	1	1	0	0
		M	3	0	0	0	0	0	0	0	1	0	0	0	0	0	2	0	0	0	0	0
		F	7	0	0	0	0	0	0	1	0	0	0	1	0	1	0	2	1	1	0	0
C169	Stomach, NOS	T	54	0	0	0	0	1	0	1	3	4	9	4	6	6	4	6	6	4	0	0
		M	24	0	0	0	0	0	0	1	2	2	4	2	2	3	3	2	3	0	0	0
		F	30	0	0	0	0	1	0	0	1	2	5	2	4	3	1	4	3	4	0	0
C170	Duodenum	T	10	0	0	0	0	1	0	0	0	1	2	1	0	1	1	1	2	0	0	0
		M	5	0	0	0	0	0	0	0	0	1	1	0	0	1	0	1	1	0	0	0
		F	5	0	0	0	0	1	0	0	0	0	1	1	0	0	1	0	1	0	0	0
C171	Jejunum	T	3	0	0	0	0	0	0	0	0	0	0	1	1	0	1	0	0	0	0	0
		M	1	0	0	0	0	0	0	0	0	0	0	0	1	0	0	0	0	0	0	0
		F	2	0	0	0	0	0	0	0	0	0	0	1	0	0	1	0	0	0	0	0
C172	Ileum	T	2	0	0	0	0	0	0	0	1	0	0	0	0	0	0	0	1	0	0	0
		M	2	0	0	0	0	0	0	0	1	0	0	0	0	0	0	0	1	0	0	0
		F	0	0	0	0	0	0	0	0	0	0	0	0	0	0	0	0	0	0	0	0
C178	Small Intestine: Overlap	T	1	0	0	0	0	0	0	0	0	0	0	0	0	0	0	0	0	1	0	0
		M	0	0	0	0	0	0	0	0	0	0	0	0	0	0	0	0	0	0	0	0
		F	1	0	0	0	0	0	0	0	0	0	0	0	0	0	0	0	0	1	0	0

TABLE V : PRIMARY SITE BY AGE GROUP (cont.)

SITE / AGE - GROUP		1+	5+	10+	15+	20+	25+	30+	35+	40+	45+	50+	55+	60+	65+	70+	75+	80+	85+	90+	95+		
C179	Small Intestine, NOS	T	1	0	0	0	0	0	0	0	0	0	0	0	0	0	0	0	0	1	0	0	
		M	1	0	0	0	0	0	0	0	0	0	0	0	0	0	0	0	0	0	1	0	0
		F	0	0	0	0	0	0	0	0	0	0	0	0	0	0	0	0	0	0	0	0	0
C180	Colon: Caecum	T	35	0	0	0	0	0	0	0	1	1	3	3	2	6	3	5	4	4	2	1	
		M	16	0	0	0	0	0	0	0	0	1	1	1	2	2	1	3	2	2	1	0	
		F	19	0	0	0	0	0	0	0	0	1	0	2	2	0	4	2	2	2	2	1	1
C181	Colon: Appendix	T	7	0	0	0	0	0	0	0	1	0	0	0	0	4	0	2	0	0	0	0	
		M	2	0	0	0	0	0	0	0	0	0	0	0	0	2	0	0	0	0	0	0	
		F	5	0	0	0	0	0	0	0	0	1	0	0	0	2	0	2	0	0	0	0	
C182	Colon: Ascending	T	45	0	0	0	0	0	1	0	1	1	3	3	2	8	13	7	1	1	2	2	
		M	21	0	0	0	0	0	1	0	1	0	1	0	1	2	9	1	1	1	1	2	
		F	24	0	0	0	0	0	0	0	0	1	2	3	1	6	4	6	0	0	1	0	
C183	Colon: Hepatic Flexure	T	25	0	0	0	0	0	0	1	1	0	1	3	5	5	2	1	4	1	1	0	
		M	16	0	0	0	0	0	0	0	1	0	1	2	3	4	1	0	3	1	0	0	
		F	9	0	0	0	0	0	0	0	1	0	0	1	2	1	1	1	1	0	1	0	
C184	Colon: Transverse	T	28	0	0	0	0	0	1	2	1	2	0	0	5	5	6	3	2	1	0	0	
		M	16	0	0	0	0	0	1	2	0	1	0	0	1	4	3	3	1	0	0	0	
		F	12	0	0	0	0	0	0	0	1	1	0	0	4	1	3	0	1	1	0	0	
C185	Colon: Splenic Flexure	T	19	0	0	0	0	0	0	0	0	0	0	1	3	6	2	2	1	3	0	1	
		M	14	0	0	0	0	0	0	0	0	0	0	1	3	5	1	2	0	2	0	0	
		F	5	0	0	0	0	0	0	0	0	0	0	0	0	1	1	0	1	1	0	1	
C186	Colon: Descending	T	23	0	0	0	0	0	0	0	0	1	4	1	3	4	2	1	6	1	0	0	
		M	10	0	0	0	0	0	0	0	0	0	2	1	3	2	0	0	2	0	0	0	
		F	13	0	0	0	0	0	0	0	0	1	2	0	0	2	2	1	4	1	0	0	
C187	Colon: Sigmoid	T	157	0	0	0	0	0	0	2	7	7	10	17	18	26	21	23	9	12	3	2	
		M	88	0	0	0	0	0	0	2	2	2	6	12	8	15	12	15	7	4	3	0	
		F	69	0	0	0	0	0	0	0	5	5	4	5	10	11	9	8	2	8	0	2	
C188	Colon: Overlapping	T	10	0	0	0	0	0	0	0	0	1	0	2	1	0	1	1	1	3	0	0	
		M	5	0	0	0	0	0	0	0	0	1	0	1	1	0	1	0	0	1	0	0	
		F	5	0	0	0	0	0	0	0	0	0	0	1	0	0	0	1	1	2	0	0	
C189	Colon NOS	T	14	0	0	0	1	0	0	0	1	1	1	3	0	2	1	2	2	0	0	0	
		M	6	0	0	0	0	0	0	0	0	0	0	2	0	0	1	2	1	0	0	0	
		F	9	0	0	0	1	0	0	0	0	1	2	1	1	0	2	0	0	1	0	0	

TABLE V : PRIMARY SITE BY AGE GROUP (cont.)

SITE / AGE - GROUP			1+	5+	10+	15+	20+	25+	30+	35+	40+	45+	50+	55+	60+	65+	70+	75+	80+	85+	90+	95+	
C199	Rectosigmoid Junction	T	47	0	0	0	0	0	0	1	1	2	2	5	4	11	6	5	9	1	0	0	
		M	24	0	0	0	0	0	0	1	0	1	2	3	4	5	4	2	2	0	0	0	
		F	23	0	0	0	0	0	0	0	1	1	0	2	0	6	2	3	7	1	0	0	
C209	Rectum NOS	T	221	0	0	0	0	1	2	2	7	11	20	26	35	49	25	19	17	4	3	0	
		M	134	0	0	0	0	0	1	2	4	7	12	18	22	28	15	10	10	2	3	0	
		F	87	0	0	0	0	1	1	0	3	4	8	8	13	21	10	9	7	2	0	0	
C210	Anus NOS	T	2	0	0	0	0	0	0	0	0	0	1	0	0	0	0	0	1	0	0	0	
		M	1	0	0	0	0	0	0	0	0	0	1	0	0	0	0	0	0	0	0	0	
		F	1	0	0	0	0	0	0	0	0	0	0	0	0	0	0	0	0	1	0	0	0
C211	Anal Canal	T	10	0	0	0	0	0	0	0	1	1	1	1	0	1	4	0	1	0	0	0	
		M	3	0	0	0	0	0	0	0	0	0	0	0	0	1	2	0	0	0	0	0	
		F	7	0	0	0	0	0	0	0	1	1	1	1	0	0	2	0	1	0	0	0	
C218	Rectum: Overlapping	T	2	0	0	0	0	0	0	0	0	0	0	0	0	1	0	0	0	0	1	0	
		M	1	0	0	0	0	0	0	0	0	0	0	0	0	1	0	0	0	0	0	0	
		F	1	0	0	0	0	0	0	0	0	0	0	0	0	0	0	0	0	0	0	1	0
C220	Liver	T	681	3	1	2	1	0	1	3	9	14	31	58	93	118	135	76	73	39	19	3	2
		M	509	1	0	1	1	0	1	2	3	11	27	45	77	96	106	48	44	31	11	3	1
		F	172	2	1	1	0	0	0	1	6	3	4	13	16	22	29	28	29	8	8	0	1
C221	Intrahepatic Bile Duct	T	91	0	0	0	0	0	0	1	3	2	8	7	11	16	18	12	9	1	2	1	
		M	48	0	0	0	0	0	0	1	3	2	4	5	3	10	11	3	5	1	0	0	
		F	43	0	0	0	0	0	0	0	0	0	4	2	8	6	7	9	4	0	2	1	
C239	Gallbladder	T	20	0	0	0	0	0	0	1	0	0	1	4	1	3	3	4	1	0	2	0	
		M	6	0	0	0	0	0	0	1	0	0	1	1	0	0	0	3	0	0	0	0	
		F	14	0	0	0	0	0	0	0	0	0	0	3	1	3	3	1	1	0	2	0	
C240	Extrahepatic Bile Duct	T	30	0	0	0	0	0	0	0	0	0	2	4	3	6	4	6	2	3	0	0	
		M	19	0	0	0	0	0	0	0	0	0	1	2	2	6	3	4	1	0	0	0	
		F	11	0	0	0	0	0	0	0	0	0	1	2	1	0	1	2	1	3	0	0	
C241	Ampulla of Vater	T	21	0	0	0	0	0	0	0	0	0	1	3	0	6	3	2	5	1	0	0	
		M	13	0	0	0	0	0	0	0	0	0	1	1	0	3	2	1	4	1	0	0	
		F	8	0	0	0	0	0	0	0	0	0	0	2	0	3	1	1	1	0	0	0	
C250	Pancreas: Head	T	62	0	0	0	0	0	0	1	1	3	4	6	8	7	11	6	8	6	1	0	
		M	29	0	0	0	0	0	0	0	0	3	3	2	4	2	8	2	2	2	1	0	
		F	33	0	0	0	0	0	0	1	1	0	1	4	4	5	3	4	6	4	0	0	

TABLE V : PRIMARY SITE BY AGE GROUP (cont.)

SITE / AGE - GROUP		1+	5+	10+	15+	20+	25+	30+	35+	40+	45+	50+	55+	60+	65+	70+	75+	80+	85+	90+	95+
C251	Pancreas: Body	T	14	0	0	0	0	0	0	1	0	0	2	1	4	4	0	1	0	1	0
		M	8	0	0	0	0	0	0	1	0	0	1	0	3	2	0	0	0	1	0
		F	6	0	0	0	0	0	0	0	0	0	0	1	1	1	2	0	1	0	0
C252	Pancreas: Tail	T	16	0	0	0	0	0	1	1	0	0	1	0	4	4	2	1	2	0	0
		M	7	0	0	0	0	0	0	0	0	0	1	0	2	1	0	1	2	0	0
		F	9	0	0	0	0	0	1	1	0	0	0	0	2	3	2	0	0	0	0
C257	Pancreas Other	T	1	0	0	0	0	0	0	0	0	0	1	0	0	0	0	0	0	0	0
		M	0	0	0	0	0	0	0	0	0	0	0	0	0	0	0	0	0	0	0
		F	1	0	0	0	0	0	0	0	0	0	0	1	0	0	0	0	0	0	0
C258	Pancreas: Overlapping	T	10	0	0	0	1	0	2	0	1	0	1	3	2	0	0	0	0	0	0
		M	4	0	0	0	0	0	0	0	0	0	0	2	2	0	0	0	0	0	
		F	6	0	0	0	1	0	2	0	1	0	1	1	0	0	0	0	0	0	
C259	Pancreas NOS	T	30	0	0	0	0	0	0	1	0	2	4	6	7	4	2	2	2	0	0
		M	8	0	0	0	0	0	0	0	0	0	1	1	4	0	1	0	1	0	
		F	22	0	0	0	0	0	0	0	1	0	2	3	5	3	4	1	2	1	
C269	Gastrointestinal Tract NOS	T	2	0	0	0	0	0	0	0	1	0	0	0	0	1	0	0	0	0	
		M	1	0	0	0	0	0	0	0	0	0	0	0	0	1	0	0	0		
		F	1	0	0	0	0	0	0	0	1	0	0	0	0	0	0	0	0		
C300	Nasal Cavity	T	28	0	0	0	0	0	1	1	2	2	6	5	3	1	3	1	0	1	
		M	16	0	0	0	0	0	0	1	0	2	5	4	1	1	1	1	0	0	
		F	12	0	0	0	0	0	1	0	2	0	1	1	2	0	2	0	0	1	
C310	Maxillary Sinus	T	8	0	0	0	0	1	0	0	1	1	2	0	1	0	1	0	1	0	
		M	4	0	0	0	0	0	0	0	0	1	1	0	1	0	0	0	1	0	
		F	4	0	0	0	0	1	0	0	1	0	1	0	0	0	1	0	0	0	
C311	Ethmoid Sinus	T	1	0	0	0	0	0	0	0	0	1	0	0	0	0	0	0	0	0	
		M	1	0	0	0	0	0	0	0	0	1	0	0	0	0	0	0	0	0	
		F	0	0	0	0	0	0	0	0	0	0	0	0	0	0	0	0	0	0	
C312	Frontal Sinus	T	1	0	0	0	0	0	0	0	1	0	0	0	0	0	0	0	0	0	
		M	1	0	0	0	0	0	0	0	1	0	0	0	0	0	0	0	0	0	
		F	0	0	0	0	0	0	0	0	0	0	0	0	0	0	0	0	0	0	
C313	Sphenoid Sinus	T	1	0	0	0	0	0	0	0	0	0	0	0	0	1	0	0	0	0	
		M	1	0	0	0	0	0	0	0	0	0	0	0	0	1	0	0	0	0	
		F	0	0	0	0	0	0	0	0	0	0	0	0	0	0	0	0	0	0	

TABLE V : PRIMARY SITE BY AGE GROUP (cont.)

SITE / AGE - GROUP			1+	5+	10+	15+	20+	25+	30+	35+	40+	45+	50+	55+	60+	65+	70+	75+	80+	85+	90+	95+	
C318	Accessory Sinus: Overlap	T	1	0	0	0	0	0	0	0	0	0	0	0	0	0	1	0	0	0	0	0	
		M	1	0	0	0	0	0	0	0	0	0	0	0	0	0	0	1	0	0	0	0	0
		F	0	0	0	0	0	0	0	0	0	0	0	0	0	0	0	0	0	0	0	0	0
C320	Glottis	T	29	0	0	0	0	0	0	0	1	1	1	3	1	6	3	7	3	1	1	1	
		M	26	0	0	0	0	0	0	0	1	1	1	3	1	5	2	7	3	1	1	0	
		F	3	0	0	0	0	0	0	0	0	0	0	0	0	1	1	0	0	0	0	1	
C321	Supraglottis	T	24	0	0	0	0	0	0	0	1	3	2	3	3	2	6	1	3	0	0	0	
		M	23	0	0	0	0	0	0	0	1	3	2	3	2	2	6	1	3	0	0	0	
		F	1	0	0	0	0	0	0	0	0	0	0	0	1	0	0	0	0	0	0	0	
C322	Subglottis	T	1	0	0	0	0	0	0	0	0	0	0	1	0	0	0	0	0	0	0	0	
		M	1	0	0	0	0	0	0	0	0	0	0	1	0	0	0	0	0	0	0	0	
		F	0	0	0	0	0	0	0	0	0	0	0	0	0	0	0	0	0	0	0	0	
C328	Larynx: Overlapping	T	3	0	0	0	0	0	0	0	0	0	0	0	1	1	0	1	0	0	0	0	
		M	3	0	0	0	0	0	0	0	0	0	0	0	1	1	0	1	0	0	0	0	
		F	0	0	0	0	0	0	0	0	0	0	0	0	0	0	0	0	0	0	0	0	
C329	Larynx NOS	T	3	0	0	0	0	0	0	0	0	1	0	0	0	0	1	1	0	0	0	0	
		M	3	0	0	0	0	0	0	0	0	1	0	0	0	0	1	1	0	0	0	0	
		F	0	0	0	0	0	0	0	0	0	0	0	0	0	0	0	0	0	0	0	0	
C339	Trachea	T	1	0	0	0	0	0	0	0	0	1	0	0	0	0	0	0	0	0	0	0	
		M	0	0	0	0	0	0	0	0	0	0	0	0	0	0	0	0	0	0	0	0	
		F	1	0	0	0	0	0	0	0	0	1	0	0	0	0	0	0	0	0	0	0	
C340	Bronchus: Main	T	12	0	0	1	0	0	0	0	0	0	1	3	0	2	1	2	2	0	0	0	
		M	9	0	0	1	0	0	0	0	0	0	0	2	0	2	1	1	2	0	0	0	
		F	3	0	0	0	0	0	0	0	0	0	1	1	0	0	0	1	0	0	0	0	
C341	Lung: Upper Lobe	T	280	0	0	1	0	0	1	1	4	11	14	36	52	49	41	28	28	10	2	2	
		M	178	0	0	1	0	0	1	0	4	7	11	28	28	27	28	18	17	6	0	2	
		F	102	0	0	0	0	0	0	1	0	4	3	8	24	22	13	10	11	4	2	0	
C342	Lung: Middle Lobe	T	31	0	0	0	0	0	0	0	2	2	0	7	4	5	5	3	2	1	0	0	
		M	17	0	0	0	0	0	0	0	1	1	0	3	1	3	4	1	2	1	0	0	
		F	14	0	0	0	0	0	0	0	1	1	0	4	3	2	1	2	0	0	0	0	
C343	Lung: Lower Lobe	T	166	0	0	0	0	0	1	4	1	7	10	19	28	29	25	14	19	6	3	0	
		M	84	0	0	0	0	0	1	4	0	3	4	7	13	16	13	10	11	1	1	0	
		F	82	0	0	0	0	0	0	0	1	4	6	12	15	13	12	4	8	5	2	0	

TABLE V : PRIMARY SITE BY AGE GROUP (cont.)

SITE / AGE - GROUP			1+	5+	10+	15+	20+	25+	30+	35+	40+	45+	50+	55+	60+	65+	70+	75+	80+	85+	90+	95+	
C348	Lung, Bronchus: Overlap	T	1	0	0	0	0	0	0	0	0	0	0	0	0	1	0	0	0	0	0	0	
		M	0	0	0	0	0	0	0	0	0	0	0	0	0	0	0	0	0	0	0	0	0
		F	1	0	0	0	0	0	0	0	0	0	0	0	0	0	1	0	0	0	0	0	0
C349	Lung NOS	T	102	0	0	0	0	0	0	1	4	5	7	12	25	11	14	8	6	5	2	2	
		M	53	0	0	0	0	0	0	1	2	2	2	8	15	5	10	2	3	1	2	0	
		F	50	0	0	0	0	0	0	0	2	3	5	4	10	7	4	6	3	4	0	2	
C379	Thymus	T	3	0	0	0	0	0	0	0	0	0	1	0	0	1	1	0	0	0	0	0	
		M	2	0	0	0	0	0	0	0	0	0	0	0	0	1	1	0	0	0	0	0	
		F	1	0	0	0	0	0	0	0	0	0	0	1	0	0	0	0	0	0	0	0	0
C380	Heart	T	3	0	0	1	0	0	0	0	0	0	1	0	0	1	0	0	0	0	0	0	
		M	1	0	0	0	0	0	0	0	0	0	1	0	0	0	0	0	0	0	0	0	0
		F	2	0	0	1	0	0	0	0	0	0	0	0	0	1	0	0	0	0	0	0	0
C381	Mediastinum: Anterior	T	8	0	0	0	0	3	2	0	3	0	0	0	0	0	0	0	0	0	0	0	
		M	7	0	0	0	0	3	1	0	3	0	0	0	0	0	0	0	0	0	0	0	0
		F	1	0	0	0	0	0	1	0	0	0	0	0	0	0	0	0	0	0	0	0	0
C382	Mediastinum: Posterior	T	3	2	0	0	0	0	0	0	0	0	0	0	0	0	0	1	0	0	0	0	
		M	2	2	0	0	0	0	0	0	0	0	0	0	0	0	0	0	0	0	0	0	0
		F	1	0	0	0	0	0	0	0	0	0	0	0	0	0	0	1	0	0	0	0	0
C383	Mediastinum NOS	T	4	0	1	0	1	0	0	1	0	0	1	0	0	0	0	0	0	0	0	0	
		M	4	0	1	0	1	0	0	1	0	0	1	0	0	0	0	0	0	0	0	0	0
		F	0	0	0	0	0	0	0	0	0	0	0	0	0	0	0	0	0	0	0	0	0
C384	Pleura NOS	T	3	0	0	0	0	0	0	0	0	0	0	0	0	1	1	1	0	0	0	0	
		M	1	0	0	0	0	0	0	0	0	0	0	0	0	1	0	0	0	0	0	0	0
		F	2	0	0	0	0	0	0	0	0	0	0	0	0	0	1	1	0	0	0	0	0
C400	Bone: Upper Long	T	5	0	0	1	2	0	1	0	1	0	0	0	0	0	0	0	0	0	0	0	
		M	2	0	0	1	0	0	1	0	0	0	0	0	0	0	0	0	0	0	0	0	0
		F	3	0	0	0	2	0	0	0	1	0	0	0	0	0	0	0	0	0	0	0	0
C402	Bone: Lower Long	T	16	0	1	5	5	1	0	2	0	0	0	0	2	0	0	0	0	0	0	0	
		M	13	0	1	3	4	1	0	2	0	0	0	0	2	0	0	0	0	0	0	0	0
		F	3	0	0	2	1	0	0	0	0	0	0	0	0	0	0	0	0	0	0	0	0
C403	Bone: Lower Short	T	1	0	0	0	1	0	0	0	0	0	0	0	0	0	0	0	0	0	0	0	
		M	0	0	0	0	0	0	0	0	0	0	0	0	0	0	0	0	0	0	0	0	0
		F	1	0	0	0	1	0	0	0	0	0	0	0	0	0	0	0	0	0	0	0	0

TABLE V : PRIMARY SITE BY AGE GROUP (cont.)

SITE / AGE - GROUP		1+	5+	10+	15+	20+	25+	30+	35+	40+	45+	50+	55+	60+	65+	70+	75+	80+	85+	90+	95+	
C410	Bone: Skull and Face	T	3	0	0	0	0	0	0	1	0	2	0	0	0	0	0	0	0	0	0	0
		M	1	0	0	0	0	0	0	0	0	1	0	0	0	0	0	0	0	0	0	0
		F	2	0	0	0	0	0	0	0	1	0	1	0	0	0	0	0	0	0	0	0
C411	Bone: Mandible	T	1	0	0	0	0	0	0	0	1	0	0	0	0	0	0	0	0	0	0	0
		M	0	0	0	0	0	0	0	0	0	0	0	0	0	0	0	0	0	0	0	0
		F	1	0	0	0	0	0	0	0	0	1	0	0	0	0	0	0	0	0	0	0
C412	Bone: Vertebral Column	T	6	0	0	2	0	0	0	0	0	1	0	0	1	0	1	0	0	1	0	0
		M	3	0	0	2	0	0	0	0	0	0	0	0	0	0	1	0	0	0	0	0
		F	3	0	0	0	0	0	0	0	0	0	1	0	0	1	0	0	0	0	1	0
C413	Bone: Rib, Sterum, Clavicle	T	1	0	0	0	0	0	0	0	0	1	0	0	0	0	0	0	0	0	0	0
		M	1	0	0	0	0	0	0	0	0	1	0	0	0	0	0	0	0	0	0	0
		F	0	0	0	0	0	0	0	0	0	0	0	0	0	0	0	0	0	0	0	0
C414	Bone: Pelvic, Sacrum, Coccyx	T	9	3	0	1	0	0	0	0	0	0	0	0	2	2	0	1	0	0	0	0
		M	4	1	0	1	0	0	0	0	0	0	0	0	0	1	0	1	0	0	0	0
		F	5	2	0	0	0	0	0	0	0	0	0	0	2	1	0	0	0	0	0	0
C419	Bone NOS	T	1	0	0	0	0	0	0	0	0	0	0	0	0	0	0	0	0	0	1	0
		M	0	0	0	0	0	0	0	0	0	0	0	0	0	0	0	0	0	0	0	0
		F	1	0	0	0	0	0	0	0	0	0	0	0	0	0	0	0	0	0	1	0
C420	Blood	T	1	0	0	0	0	0	0	0	0	0	0	0	1	0	0	0	0	0	0	0
		M	1	0	0	0	0	0	0	0	0	0	0	0	1	0	0	0	0	0	0	0
		F	0	0	0	0	0	0	0	0	0	0	0	0	0	0	0	0	0	0	0	0
C421	Bone Marrow	T	276	9	13	5	10	1	4	6	8	8	9	23	33	33	42	20	27	17	6	2
		M	150	6	5	1	6	0	1	1	6	5	4	15	20	20	25	9	14	8	3	1
		F	126	3	8	4	4	1	3	5	2	3	5	8	13	13	17	11	13	9	3	1
C422	Spleen	T	3	0	0	1	0	0	0	0	0	0	1	0	0	0	0	1	0	0	0	0
		M	1	0	0	0	0	0	0	0	0	0	0	0	0	0	0	1	0	0	0	0
		F	2	0	0	1	0	0	0	0	0	0	1	0	0	0	0	0	0	0	0	0
C440	Skin of lip, NOS	T	9	0	0	0	0	0	0	1	0	0	1	0	0	0	0	2	2	2	1	0
		M	3	0	0	0	0	0	0	0	0	0	0	0	0	0	0	0	2	0	1	0
		F	6	0	0	0	0	0	0	1	0	0	1	0	0	0	0	2	0	2	0	0
C441	Eyelid	T	15	0	0	0	0	0	0	0	0	0	2	2	2	0	2	4	0	3	0	0
		M	5	0	0	0	0	0	0	0	0	0	1	0	0	0	2	2	0	0	0	0
		F	10	0	0	0	0	0	0	0	0	0	1	2	2	0	0	2	0	3	0	0

TABLE V : PRIMARY SITE BY AGE GROUP (cont.)

SITE / AGE - GROUP			1+	5+	10+	15+	20+	25+	30+	35+	40+	45+	50+	55+	60+	65+	70+	75+	80+	85+	90+	95+	
C442	External Ear	T	10	0	0	0	0	0	0	0	2	1	0	1	2	0	0	1	3	0	0	0	
		M	3	0	0	0	0	0	0	0	0	0	0	0	0	0	0	0	1	2	0	0	0
		F	7	0	0	0	0	0	0	0	0	2	1	0	1	2	0	0	0	1	0	0	0
C443	Skin: Cheek ChinFaceForehead	T	120	0	0	2	3	0	0	0	1	2	2	9	10	11	17	10	14	21	9	5	4
		M	55	0	0	2	1	0	0	0	0	1	1	3	2	6	7	8	6	7	5	3	3
		F	65	0	0	0	2	0	0	0	1	1	1	6	8	5	10	2	8	14	4	2	1
C444	Skin of Scalp and Neck	T	16	0	0	0	0	0	2	0	0	1	2	1	2	1	1	1	1	1	1	1	2
		M	9	0	0	0	0	0	0	1	0	0	1	1	1	0	1	1	0	2	0	0	1
		F	8	0	0	0	0	0	0	1	0	0	0	1	0	2	0	0	1	0	1	1	1
C445	Skin of Trunk	T	29	0	0	0	0	0	1	2	0	3	0	5	1	3	2	5	4	2	0	0	1
		M	10	0	0	0	0	0	0	1	1	0	0	0	0	1	1	1	2	2	1	0	0
		F	12	0	0	0	0	0	0	0	1	0	3	0	2	0	1	0	2	1	1	0	1
C446	Skin of upper limb & shoulder	T	23	1	0	0	0	2	1	0	2	0	1	0	5	3	0	2	3	3	0	0	0
		M	16	0	0	0	0	2	1	0	1	0	0	0	5	2	0	1	2	2	0	0	0
		F	7	1	0	0	0	0	0	0	0	1	0	1	0	0	1	0	1	1	1	0	0
C447	Skin of lower limb and hip	T	43	1	0	0	1	1	0	2	0	0	2	3	6	8	6	3	5	4	1	0	0
		M	24	1	0	0	0	1	0	1	0	0	1	2	5	3	4	1	2	3	0	0	0
		F	19	0	0	0	0	1	0	0	1	0	0	1	1	1	5	2	2	3	1	1	0
C449	Skin NOS	T	3	0	0	1	0	0	1	1	0	0	0	0	0	0	0	0	0	0	0	0	0
		M	2	0	0	1	0	0	0	1	0	0	0	0	0	0	0	0	0	0	0	0	0
		F	1	0	0	0	0	0	1	0	0	0	0	0	0	0	0	0	0	0	0	0	0
C480	Retroperitoneum	T	25	1	1	0	0	1	0	3	0	2	1	2	3	5	2	2	2	0	0	0	0
		M	8	1	0	0	0	1	0	0	0	2	0	1	0	0	0	1	2	0	0	0	0
		F	17	0	1	0	0	0	0	3	0	0	1	1	3	5	2	1	0	0	0	0	0
C481	Peritoneum: Specified pts	T	2	0	0	0	0	0	0	0	0	0	1	0	0	1	0	0	0	0	0	0	0
		M	2	0	0	0	0	0	0	0	0	0	0	1	0	0	1	0	0	0	0	0	0
		F	0	0	0	0	0	0	0	0	0	0	0	0	0	0	0	0	0	0	0	0	0
C482	Peritoneum NOS	T	15	0	0	0	0	0	0	0	0	1	1	4	3	3	1	0	2	0	0	0	0
		M	4	0	0	0	0	0	0	0	0	0	0	0	1	0	2	1	0	0	0	0	0
		F	10	0	0	0	0	0	0	0	0	0	1	0	4	2	1	0	0	2	0	0	0
C490	Connective: Head, Face, Neck	T	7	1	1	1	0	0	0	0	0	0	0	1	1	0	1	0	1	0	0	0	0
		M	2	0	0	0	0	0	0	0	0	0	0	0	1	1	0	0	0	0	0	0	0
		F	5	1	1	1	0	0	0	0	0	0	0	0	0	0	0	1	0	1	0	0	0

TABLE V : PRIMARY SITE BY AGE GROUP (cont.)

SITE / AGE - GROUP			1+	5+	10+	15+	20+	25+	30+	35+	40+	45+	50+	55+	60+	65+	70+	75+	80+	85+	90+	95+	
C491	Connective Upperlimb Shoulder	T	10	0	0	0	0	1	1	0	0	0	1	1	3	1	0	2	0	0	0	0	
		M	7	0	0	0	0	1	0	0	0	0	1	0	2	1	0	2	0	0	0	0	
		F	3	0	0	0	0	0	1	0	0	0	0	1	1	0	0	0	0	0	0	0	
C492	Connective: Lower limb & hip	T	31	1	0	0	1	2	1	1	0	4	2	1	7	0	0	4	2	3	0	2	0
		M	20	1	0	0	0	1	0	1	0	3	1	1	5	0	0	2	2	3	0	0	0
		F	11	0	0	0	1	1	1	0	0	1	1	0	2	0	0	2	0	0	0	2	0
C493	Connective: Thorax	T	8	0	0	0	0	0	0	0	1	1	1	2	2	0	0	1	0	0	0	0	
		M	3	0	0	0	0	0	0	0	0	0	1	0	2	0	0	0	0	0	0	0	
		F	5	0	0	0	0	0	0	0	0	1	0	1	0	2	0	0	1	0	0	0	
C494	Connective: Abdomen	T	6	0	0	0	0	0	0	0	0	1	0	2	0	0	2	0	0	1	0	0	
		M	3	0	0	0	0	0	0	0	0	0	0	1	0	0	1	0	0	1	0	0	
		F	2	0	0	0	0	0	0	0	0	0	0	1	0	0	1	0	0	0	0	0	
C495	Connective: Pelvis	T	12	0	0	0	1	1	0	1	0	0	0	4	1	1	1	2	0	0	0	0	
		M	6	0	0	0	0	0	0	1	0	0	0	2	0	1	0	2	0	0	0	0	
		F	6	0	0	0	1	1	0	0	0	0	0	2	1	0	1	0	0	0	0	0	
C496	Connective: Trunk NOS	T	5	0	0	0	0	0	0	0	1	0	1	1	1	0	0	0	0	1	0	0	
		M	3	0	0	0	0	0	0	0	0	0	0	1	0	1	0	0	0	0	1	0	
		F	2	0	0	0	0	0	0	0	0	1	0	0	1	0	0	0	0	0	0	0	
C500	Nipple	T	12	0	0	0	0	0	1	0	0	1	3	1	1	0	2	2	0	1	0	0	
		M	0	0	0	0	0	0	0	0	0	0	0	0	0	0	0	0	0	0	0	0	
		F	12	0	0	0	0	0	1	0	0	1	3	1	1	0	2	2	0	1	0	0	
C501	Central portion of breast	T	70	0	0	0	0	1	0	2	7	9	9	11	9	6	3	10	3	0	0	0	
		M	0	0	0	0	0	0	0	0	0	0	0	0	0	0	0	0	0	0	0	0	
		F	70	0	0	0	0	1	0	2	7	9	9	11	9	6	3	10	3	0	0	0	
C502	Upper-inner quadrant breast	T	130	0	0	0	0	1	3	7	13	16	16	18	11	19	11	8	2	3	2	0	
		M	0	0	0	0	0	0	0	0	0	0	0	0	0	0	0	0	0	0	0	0	
		F	130	0	0	0	0	1	3	7	13	16	16	18	11	19	11	8	2	3	2	0	
C503	Lower-inner quadrant breast	T	63	0	0	0	0	2	1	5	5	5	13	11	8	5	1	5	2	0	0	0	
		M	0	0	0	0	0	0	0	0	0	0	0	0	0	0	0	0	0	0	0	0	
		F	63	0	0	0	0	2	1	5	5	5	13	11	8	5	1	5	2	0	0	0	
C504	Upper-outer quadrant breast	T	419	0	0	0	0	2	7	25	30	51	59	68	55	57	32	19	11	2	1	0	
		M	0	0	0	0	0	0	0	0	0	0	0	0	0	0	0	0	0	0	0	0	
		F	419	0	0	0	0	2	7	25	30	51	59	68	55	57	32	19	11	2	1	0	

TABLE V : PRIMARY SITE BY AGE GROUP (cont.)

SITE / AGE - GROUP			1+	5+	10+	15+	20+	25+	30+	35+	40+	45+	50+	55+	60+	65+	70+	75+	80+	85+	90+	95+	
C505	Lower-outer quadrant breast	T	82	0	0	0	0	0	0	4	6	12	10	16	16	6	4	4	3	1	0	0	
		M	0	0	0	0	0	0	0	0	0	0	0	0	0	0	0	0	0	0	0	0	0
		F	82	0	0	0	0	0	0	0	4	6	12	10	16	16	6	4	4	3	1	0	0
C508	Overlapping lesion of breast	T	210	0	0	0	0	1	6	8	21	26	23	33	30	26	14	10	6	6	0	0	
		M	0	0	0	0	0	0	0	0	0	0	0	0	0	0	0	0	0	0	0	0	0
		F	210	0	0	0	0	1	6	8	21	26	23	33	30	26	14	10	6	6	0	0	
C509	Breast NOS	T	146	0	0	1	0	1	0	3	8	10	32	20	16	24	18	8	1	0	3	1	0
		M	0	0	0	0	0	0	0	0	0	0	0	0	0	0	0	0	0	0	0	0	0
		F	153	0	0	1	0	1	0	3	8	10	32	20	19	25	19	8	2	1	3	1	0
C510	Labium majus	T	2	0	0	0	0	0	0	0	0	0	0	1	0	0	1	0	0	0	0	0	
		M	0	0	0	0	0	0	0	0	0	0	0	0	0	0	0	0	0	0	0	0	0
		F	1	0	0	0	0	0	0	0	0	0	0	0	0	0	0	1	0	0	0	0	0
C519	Vulva NOS	T	12	0	0	0	0	1	0	0	2	1	2	2	3	0	0	1	0	0	0	0	
		M	0	0	0	0	0	0	0	0	0	0	0	0	0	0	0	0	0	0	0	0	0
		F	12	0	0	0	0	1	0	0	2	1	2	2	3	0	0	1	0	0	0	0	
C529	Vagina NOS	T	21	0	0	0	0	0	0	1	1	2	2	5	3	3	2	0	2	0	0	0	
		M	0	0	0	0	0	0	0	0	0	0	0	0	0	0	0	0	0	0	0	0	0
		F	9	0	0	0	0	0	0	0	0	0	0	4	1	1	2	0	1	0	0	0	
C539	Cervix uteri	T	190	0	0	0	0	1	1	15	15	20	15	19	32	23	15	14	12	5	2	1	0
		M	0	0	0	0	0	0	0	0	0	0	0	0	0	0	0	0	0	0	0	0	0
		F	194	0	0	0	0	1	1	15	16	21	16	19	32	23	15	15	12	5	2	1	0
C541	Endometrium	T	180	0	0	0	0	2	2	4	11	12	16	34	31	40	17	7	2	1	1	0	
		M	0	0	0	0	0	0	0	0	0	0	0	0	0	0	0	0	0	0	0	0	0
		F	186	0	0	0	0	2	2	4	11	12	17	35	32	42	17	7	3	1	1	0	
C542	Myometrium	T	2	0	0	0	0	0	0	0	0	0	1	0	0	0	0	0	1	0	0	0	
		M	0	0	0	0	0	0	0	0	0	0	0	0	0	0	0	0	0	0	0	0	0
		F	2	0	0	0	0	0	0	0	0	0	1	0	0	0	0	0	1	0	0	0	
C548	Corpus uteri: Overlap	T	15	0	0	0	0	0	0	2	0	1	0	0	7	4	0	0	1	0	0	0	
		M	0	0	0	0	0	0	0	0	0	0	0	0	0	0	0	0	0	0	0	0	0
		F	15	0	0	0	0	0	0	2	0	1	0	0	7	4	0	0	1	0	0	0	
C549	Corpus uteri	T	5	0	0	0	0	0	0	0	0	1	1	1	2	0	0	0	0	0	0	0	
		M	0	0	0	0	0	0	0	0	0	0	0	0	0	0	0	0	0	0	0	0	0
		F	5	0	0	0	0	0	0	0	0	1	1	1	2	0	0	0	0	0	0	0	

TABLE V : PRIMARY SITE BY AGE GROUP (cont.)

SITE / AGE - GROUP		1+	5+	10+	15+	20+	25+	30+	35+	40+	45+	50+	55+	60+	65+	70+	75+	80+	85+	90+	95+		
C559	Uterus NOS	T	8	0	0	0	0	0	0	0	0	0	1	2	2	1	0	2	0	0	0	0	
		M	0	0	0	0	0	0	0	0	0	0	0	0	0	0	0	0	0	0	0	0	0
		F	8	0	0	0	0	0	0	0	0	0	0	1	2	2	1	0	2	0	0	0	0
C569	Ovary	T	162	0	2	0	3	2	1	5	9	10	18	22	29	24	14	11	7	4	1	0	0
		M	0	0	0	0	0	0	0	0	0	0	0	0	0	0	0	0	0	0	0	0	0
		F	174	0	2	0	3	2	1	5	9	10	20	25	33	26	14	11	7	5	1	0	0
C570	Fallopian tube	T	5	0	0	0	0	0	0	0	0	0	1	1	0	2	0	0	0	1	0	0	0
		M	0	0	0	0	0	0	0	0	0	0	0	0	0	0	0	0	0	0	0	0	0
		F	5	0	0	0	0	0	0	0	0	0	1	1	0	2	0	0	0	1	0	0	0
C574	Uterine adnexa	T	2	0	0	0	0	0	0	0	0	0	0	1	0	0	0	0	0	0	1	0	0
		M	0	0	0	0	0	0	0	0	0	0	0	0	0	0	0	0	0	0	0	0	0
		F	1	0	0	0	0	0	0	0	0	0	0	0	0	0	0	0	0	0	1	0	0
C579	Female genital tract NOS	T	1	0	0	0	0	0	0	0	0	0	0	0	0	0	1	0	0	0	0	0	0
		M	0	0	0	0	0	0	0	0	0	0	0	0	0	0	0	0	0	0	0	0	0
		F	1	0	0	0	0	0	0	0	0	0	0	0	0	0	1	0	0	0	0	0	0
C589	Placenta	T	4	0	0	0	0	0	0	2	0	2	0	0	0	0	0	0	0	0	0	0	0
		M	0	0	0	0	0	0	0	0	0	0	0	0	0	0	0	0	0	0	0	0	0
		F	4	0	0	0	0	0	0	2	0	2	0	0	0	0	0	0	0	0	0	0	0
C601	Glans penis	T	2	0	0	0	0	0	0	0	0	0	0	0	0	0	0	2	0	0	0	0	
		M	2	0	0	0	0	0	0	0	0	0	0	0	0	0	0	2	0	0	0	0	
		F	0	0	0	0	0	0	0	0	0	0	0	0	0	0	0	0	0	0	0	0	
C608	Penis: Overlap	T	1	0	0	0	0	0	0	1	0	0	0	0	0	0	0	0	0	0	0	0	
		M	1	0	0	0	0	0	0	1	0	0	0	0	0	0	0	0	0	0	0	0	
		F	0	0	0	0	0	0	0	0	0	0	0	0	0	0	0	0	0	0	0	0	
C609	Penis NOS	T	5	0	0	0	0	0	0	0	0	1	0	1	0	0	2	0	1	0	0	0	
		M	5	0	0	0	0	0	0	0	0	1	0	1	0	0	2	0	1	0	0	0	
		F	0	0	0	0	0	0	0	0	0	0	0	0	0	0	0	0	0	0	0	0	
C619	Prostate gland	T	409	0	0	0	0	1	0	0	0	0	6	22	44	80	94	71	68	16	7	0	
		M	409	0	0	0	0	1	0	0	0	0	6	22	44	80	94	71	68	16	7	0	
		F	0	0	0	0	0	0	0	0	0	0	0	0	0	0	0	0	0	0	0	0	
C629	Testis NOS	T	8	0	1	0	0	2	0	0	2	1	0	0	1	0	1	0	0	0	0	0	
		M	8	0	1	0	0	2	0	0	2	1	0	0	1	0	1	0	0	0	0	0	
		F	0	0	0	0	0	0	0	0	0	0	0	0	0	0	0	0	0	0	0	0	

TABLE V : PRIMARY SITE BY AGE GROUP (cont.)

SITE / AGE - GROUP		1+	5+	10+	15+	20+	25+	30+	35+	40+	45+	50+	55+	60+	65+	70+	75+	80+	85+	90+	95+		
C632	Scrotum NOS	T	3	0	0	0	0	0	0	0	0	0	0	0	0	1	1	0	0	1	0	0	
		M	3	0	0	0	0	0	0	0	0	0	0	0	0	1	1	0	0	1	0	0	
		F	0	0	0	0	0	0	0	0	0	0	0	0	0	0	0	0	0	0	0	0	0
C649	Kidney NOS	T	101	4	1	1	0	2	1	1	6	4	5	11	15	13	17	7	5	4	4	0	0
		M	70	3	1	0	0	1	0	1	3	3	5	9	11	8	11	6	4	2	2	0	0
		F	31	1	0	1	0	1	1	0	3	1	0	2	4	5	6	1	1	2	2	0	0
C659	Renal pelvis	T	7	0	0	0	0	0	0	0	1	0	0	0	0	1	0	3	1	1	0	0	
		M	3	0	0	0	0	0	0	0	0	0	0	0	0	1	0	1	1	0	0	0	
		F	4	0	0	0	0	0	0	0	0	1	0	0	0	0	0	2	0	1	0	0	
C669	Ureter	T	14	0	0	0	0	0	1	0	0	0	0	0	3	4	2	1	2	1	0	0	
		M	7	0	0	0	0	0	1	0	0	0	0	0	2	1	1	0	1	1	0	0	
		F	7	0	0	0	0	0	0	0	0	0	0	0	1	3	1	1	1	0	0	0	
C670	Trigone of Bladder	T	1	0	0	0	0	0	0	0	0	0	0	0	0	1	0	0	0	0	0	0	
		M	1	0	0	0	0	0	0	0	0	0	0	0	0	1	0	0	0	0	0	0	
		F	0	0	0	0	0	0	0	0	0	0	0	0	0	0	0	0	0	0	0	0	
C672	Lateral wall of Bladder	T	6	0	0	0	0	0	0	0	0	0	0	1	2	0	0	1	0	1	1	0	
		M	4	0	0	0	0	0	0	0	0	0	0	1	2	0	0	0	0	1	0	0	
		F	2	0	0	0	0	0	0	0	0	0	0	0	0	0	0	1	0	0	1	0	
C673	Anterior wall of Bladder	T	2	0	0	0	0	0	0	0	0	0	0	0	0	0	0	1	1	0	0	0	
		M	2	0	0	0	0	0	0	0	0	0	0	0	0	0	0	1	1	0	0	0	
		F	0	0	0	0	0	0	0	0	0	0	0	0	0	0	0	0	0	0	0	0	
C674	Posterior wall of Bladder	T	3	0	0	0	0	0	0	0	0	0	0	0	0	1	1	0	1	0	0	0	
		M	1	0	0	0	0	0	0	0	0	0	0	0	0	0	1	0	0	0	0	0	
		F	2	0	0	0	0	0	0	0	0	0	0	0	0	1	0	0	1	0	0	0	
C675	Bladder Neck	T	1	0	0	0	0	0	0	0	0	0	0	0	0	0	1	0	0	0	0	0	
		M	1	0	0	0	0	0	0	0	0	0	0	0	0	0	1	0	0	0	0	0	
		F	0	0	0	0	0	0	0	0	0	0	0	0	0	0	0	0	0	0	0	0	
C679	Bladder NOS	T	91	0	0	0	0	0	0	0	0	1	5	5	10	21	12	7	17	5	5	3	
		M	64	0	0	0	0	0	0	0	0	1	2	4	7	18	9	6	10	2	3	2	
		F	27	0	0	0	0	0	0	0	0	0	3	1	3	3	3	1	7	3	2	1	
C680	Urethra	T	3	0	0	0	0	0	0	0	0	0	1	1	1	0	0	0	0	0	0	0	
		M	1	0	0	0	0	0	0	0	0	0	1	0	0	0	0	0	0	0	0	0	
		F	2	0	0	0	0	0	0	0	0	0	0	0	1	1	0	0	0	0	0	0	

TABLE V : PRIMARY SITE BY AGE GROUP (cont.)

SITE / AGE - GROUP			1+	5+	10+	15+	20+	25+	30+	35+	40+	45+	50+	55+	60+	65+	70+	75+	80+	85+	90+	95+		
C690	Conjunctiva	T	5	0	0	0	1	0	0	0	0	0	0	0	0	1	0	1	1	1	0	0	0	
		M	1	0	0	0	0	0	0	0	0	0	0	0	0	1	0	0	0	0	0	0	0	0
		F	4	0	0	0	1	0	0	0	0	0	0	0	0	0	0	1	1	1	0	0	0	0
C692	Retina	T	2	2	0	0	0	0	0	0	0	0	0	0	0	0	0	0	0	0	0	0	0	0
		M	2	2	0	0	0	0	0	0	0	0	0	0	0	0	0	0	0	0	0	0	0	0
		F	0	0	0	0	0	0	0	0	0	0	0	0	0	0	0	0	0	0	0	0	0	0
C694	Ciliary Body	T	1	1	0	0	0	0	0	0	0	0	0	0	0	0	0	0	0	0	0	0	0	0
		M	1	1	0	0	0	0	0	0	0	0	0	0	0	0	0	0	0	0	0	0	0	0
		F	0	0	0	0	0	0	0	0	0	0	0	0	0	0	0	0	0	0	0	0	0	0
C695	Lacrimal Gland	T	6	0	0	0	0	0	0	1	0	0	0	1	0	2	1	0	1	0	0	0	0	0
		M	5	0	0	0	0	0	0	1	0	0	0	1	0	2	0	0	1	0	0	0	0	0
		F	1	0	0	0	0	0	0	0	0	0	0	0	0	0	1	0	0	0	0	0	0	0
C696	Orbit NOS	T	12	2	0	1	0	0	0	1	0	0	0	0	1	2	1	1	2	1	0	0	0	0
		M	7	1	0	0	0	0	0	0	0	0	0	0	1	2	1	0	1	1	0	0	0	0
		F	5	1	0	1	0	0	0	1	0	0	0	0	0	0	0	1	1	0	0	0	0	0
C699	Eye NOS	T	2	0	0	0	0	0	0	0	0	0	0	0	0	0	1	0	0	1	0	0	0	0
		M	1	0	0	0	0	0	0	0	0	0	0	0	0	0	0	0	0	1	0	0	0	0
		F	1	0	0	0	0	0	0	0	0	0	0	0	0	0	1	0	0	0	0	0	0	0
C709	Meninges NOS	T	1	0	0	0	0	0	0	0	0	0	1	0	0	0	0	0	0	0	0	0	0	0
		M	0	0	0	0	0	0	0	0	0	0	0	0	0	0	0	0	0	0	0	0	0	0
		F	1	0	0	0	0	0	0	0	0	0	1	0	0	0	0	0	0	0	0	0	0	0
C710	Cerebrum	T	7	0	0	0	0	0	0	1	0	1	0	0	1	2	1	0	0	1	0	0	0	0
		M	3	0	0	0	0	0	0	0	0	1	0	0	0	1	1	0	0	0	0	0	0	0
		F	4	0	0	0	0	0	0	1	0	0	0	0	1	1	0	0	0	1	0	0	0	0
C711	Frontal Lobe	T	23	0	0	0	0	0	0	1	6	1	2	2	1	3	2	2	1	1	1	0	0	0
		M	13	0	0	0	0	0	0	1	4	0	1	0	0	3	1	1	1	1	0	0	0	0
		F	10	0	0	0	0	0	0	0	2	1	1	2	1	0	1	1	0	0	1	0	0	0
C712	Temporal Lobe	T	10	2	0	1	0	1	0	0	1	1	0	1	0	1	0	1	0	1	0	0	0	0
		M	3	0	0	0	0	1	0	0	0	0	0	1	0	0	0	1	0	0	0	0	0	0
		F	7	2	0	1	0	0	0	0	1	1	0	0	0	1	0	0	0	1	0	0	0	0
C713	Parietal Lobe	T	7	0	0	0	1	0	0	0	1	0	0	0	2	1	1	1	0	0	0	0	0	0
		M	3	0	0	0	0	0	0	0	0	0	0	0	1	0	1	1	0	0	0	0	0	0
		F	4	0	0	0	1	0	0	0	1	0	0	0	1	1	0	0	0	0	0	0	0	0

TABLE V : PRIMARY SITE BY AGE GROUP (cont.)

SITE / AGE - GROUP		1+	5+	10+	15+	20+	25+	30+	35+	40+	45+	50+	55+	60+	65+	70+	75+	80+	85+	90+	95+		
C714	Occipital Lobe	T	1	0	0	0	0	0	0	0	0	0	1	0	0	0	0	0	0	0	0	0	
		M	1	0	0	0	0	0	0	0	0	0	1	0	0	0	0	0	0	0	0	0	0
		F	0	0	0	0	0	0	0	0	0	0	0	0	0	0	0	0	0	0	0	0	0
C716	Cerebellum NOS	T	6	1	1	0	1	0	0	0	0	0	0	0	1	1	0	1	0	0	0	0	
		M	3	0	1	0	0	0	0	0	0	0	0	0	0	1	0	1	0	0	0	0	0
		F	3	1	0	0	1	0	0	0	0	0	0	0	1	0	0	0	0	0	0	0	0
C717	Brain Stem	T	3	1	0	0	0	2	0	0	0	0	0	0	0	0	0	0	0	0	0	0	
		M	1	1	0	0	0	0	0	0	0	0	0	0	0	0	0	0	0	0	0	0	0
		F	2	0	0	0	0	2	0	0	0	0	0	0	0	0	0	0	0	0	0	0	0
C718	Brain: Overlap	T	5	0	0	0	0	0	0	0	0	0	1	2	0	1	0	1	0	0	0	0	
		M	3	0	0	0	0	0	0	0	0	0	0	1	0	1	0	1	0	0	0	0	0
		F	2	0	0	0	0	0	0	0	0	0	1	1	0	0	0	0	0	0	0	0	0
C719	Brain NOS	T	12	0	2	2	1	1	1	1	2	0	0	0	0	1	0	0	0	0	0	0	
		M	8	0	1	0	1	1	1	1	1	0	0	0	0	1	0	0	0	0	0	0	0
		F	4	0	1	2	0	0	0	0	1	0	0	0	0	0	0	0	0	0	0	0	0
C720	Spinal Cord	T	2	0	0	0	0	1	0	0	0	1	0	0	0	0	0	0	0	0	0	0	
		M	0	0	0	0	0	0	0	0	0	0	0	0	0	0	0	0	0	0	0	0	0
		F	2	0	0	0	0	1	0	0	0	1	0	0	0	0	0	0	0	0	0	0	0
C723	Optic Nerve	T	1	0	1	0	0	0	0	0	0	0	0	0	0	0	0	0	0	0	0	0	
		M	0	0	0	0	0	0	0	0	0	0	0	0	0	0	0	0	0	0	0	0	0
		F	1	0	1	0	0	0	0	0	0	0	0	0	0	0	0	0	0	0	0	0	0
C729	Nervous System NOS	T	5	0	0	0	0	0	0	0	0	0	1	1	0	1	0	1	1	0	0	0	
		M	3	0	0	0	0	0	0	0	0	0	1	1	0	1	0	0	0	0	0	0	0
		F	2	0	0	0	0	0	0	0	0	0	0	0	0	0	0	1	1	0	0	0	0
C739	Thyroid Gland	T	351	0	1	0	2	11	23	16	31	24	39	42	52	33	26	23	14	11	2	1	0
		M	61	0	0	0	0	0	3	2	5	4	5	11	9	8	5	5	1	1	1	1	0
		F	290	0	1	0	2	11	20	14	26	20	34	31	43	25	21	18	13	10	1	0	0
C740	Cortex of Adrenal Gland	T	1	0	0	0	0	0	0	0	0	0	0	0	0	1	0	0	0	0	0	0	
		M	1	0	0	0	0	0	0	0	0	0	0	0	0	1	0	0	0	0	0	0	
		F	0	0	0	0	0	0	0	0	0	0	0	0	0	0	0	0	0	0	0	0	0
C741	Medulla of Adrenal Gland	T	1	0	0	0	0	0	0	0	0	0	0	0	1	0	0	0	0	0	0	0	
		M	0	0	0	0	0	0	0	0	0	0	0	0	0	0	0	0	0	0	0	0	0
		F	1	0	0	0	0	0	0	0	0	0	0	0	1	0	0	0	0	0	0	0	0

TABLE V : PRIMARY SITE BY AGE GROUP (cont.)

SITE / AGE - GROUP		1+	5+	10+	15+	20+	25+	30+	35+	40+	45+	50+	55+	60+	65+	70+	75+	80+	85+	90+	95+			
C749	Adrenal Gland NOS	T	7	0	3	0	0	2	0	0	0	0	1	0	0	0	0	1	0	0	0	0		
		M	3	0	2	0	0	1	0	0	0	0	0	0	0	0	0	0	0	0	0	0	0	
		F	4	0	1	0	0	1	0	0	0	0	1	0	0	0	0	1	0	0	0	0	0	
C753	Pineal Gland	T	3	0	0	1	0	0	0	2	0	0	0	0	0	0	0	0	0	0	0	0	0	
		M	2	0	0	1	0	0	0	1	0	0	0	0	0	0	0	0	0	0	0	0	0	
		F	1	0	0	0	0	0	0	1	0	0	0	0	0	0	0	0	0	0	0	0	0	
C761	Thorax NOS	T	1	0	0	0	0	0	0	0	0	0	0	0	0	1	0	0	0	0	0	0	0	
		M	1	0	0	0	0	0	0	0	0	0	0	0	0	1	0	0	0	0	0	0	0	
		F	0	0	0	0	0	0	0	0	0	0	0	0	0	0	0	0	0	0	0	0	0	0
C762	Abdomen NOS	T	1	0	0	0	0	0	0	0	0	0	0	0	0	1	0	0	0	0	0	0	0	
		M	0	0	0	0	0	0	0	0	0	0	0	0	0	0	0	0	0	0	0	0	0	0
		F	1	0	0	0	0	0	0	0	0	0	0	0	0	1	0	0	0	0	0	0	0	0
C763	Pelvis NOS	T	4	0	0	0	0	0	0	1	0	1	1	1	0	0	0	0	0	0	0	0	0	
		M	1	0	0	0	0	0	0	0	0	0	1	0	0	0	0	0	0	0	0	0	0	0
		F	1	0	0	0	0	0	0	0	1	0	0	0	0	0	0	0	0	0	0	0	0	0
C764	Upper Limb NOS	T	1	0	0	0	0	0	0	0	0	0	0	0	0	1	0	0	0	0	0	0	0	
		M	0	0	0	0	0	0	0	0	0	0	0	0	0	0	0	0	0	0	0	0	0	0
		F	1	0	0	0	0	0	0	0	0	0	0	0	0	1	0	0	0	0	0	0	0	0
C765	Lower Limb NOS	T	1	0	0	0	0	0	0	0	1	0	0	0	0	0	0	0	0	0	0	0	0	
		M	1	0	0	0	0	0	0	0	1	0	0	0	0	0	0	0	0	0	0	0	0	0
		F	0	0	0	0	0	0	0	0	0	0	0	0	0	0	0	0	0	0	0	0	0	0
C770	Lymph Nodes: HeadFaceNeck	T	88	0	0	3	3	4	6	3	2	1	3	7	10	10	11	13	3	7	2	0	0	
		M	35	0	0	2	3	2	4	1	0	1	2	1	5	4	2	3	1	4	0	0	0	0
		F	50	0	0	1	0	2	2	2	2	0	1	5	5	6	8	10	2	2	2	0	0	0
C771	Intrathoracic Lymph Nodes	T	2	0	0	0	0	0	0	0	0	0	0	0	1	0	0	0	1	0	0	0	0	
		M	0	0	0	0	0	0	0	0	0	0	0	0	0	0	0	0	0	0	0	0	0	0
		F	2	0	0	0	0	0	0	0	0	0	0	0	1	0	0	0	1	0	0	0	0	0
C772	Intra-abdominal LymphNodes	T	20	0	0	0	0	0	0	1	1	3	3	2	1	3	2	1	2	1	0	0	0	
		M	12	0	0	0	0	0	0	0	1	2	2	1	0	2	1	1	1	1	1	0	0	
		F	6	0	0	0	0	0	0	1	0	1	1	0	1	1	1	0	0	0	0	0	0	
C773	Lymph Nodes of axilla or arm	T	13	0	1	0	0	0	0	2	0	1	1	3	1	0	1	1	0	2	0	0	0	
		M	4	0	0	0	0	0	0	1	0	1	0	0	0	0	0	0	0	2	0	0	0	
		F	7	0	1	0	0	0	0	1	0	0	1	3	0	0	0	1	0	0	0	0	0	

TABLE V : PRIMARY SITE BY AGE GROUP (cont.)

SITE / AGE - GROUP		1+	5+	10+	15+	20+	25+	30+	35+	40+	45+	50+	55+	60+	65+	70+	75+	80+	85+	90+	95+	
C774	Lymph Nodes: Leg	T	26	0	0	0	0	2	0	1	3	2	3	3	3	2	2	2	1	1	1	0
		M	13	0	0	0	0	2	0	0	1	1	2	2	2	1	0	0	0	1	1	0
		F	13	0	0	0	0	0	0	1	2	1	1	1	1	1	2	2	1	0	0	0
C775	Pelvic Lymph Nodes	T	5	0	0	0	0	0	0	0	0	1	2	1	0	0	0	0	0	0	1	0
		M	2	0	0	0	0	0	0	0	0	0	0	1	0	0	0	0	0	0	1	0
		F	2	0	0	0	0	0	0	0	0	0	0	0	1	0	1	0	0	0	0	0
C778	Lymph Nodes: multiple region	T	1	0	0	0	0	0	0	0	0	0	0	1	0	0	0	0	0	0	0	0
		M	0	0	0	0	0	0	0	0	0	0	0	0	0	0	0	0	0	0	0	0
		F	1	0	0	0	0	0	0	0	0	0	0	1	0	0	0	0	0	0	0	0
C779	Lymph Node NOS	T	3	0	0	0	2	0	0	0	0	0	0	0	0	0	0	0	1	0	0	0
		M	1	0	0	0	0	0	0	0	0	0	0	0	0	0	0	0	1	0	0	0
		F	2	0	0	0	2	0	0	0	0	0	0	0	0	0	0	0	0	0	0	0
C809	Unknown Primary Site	T	111	0	0	0	0	0	1	1	2	9	7	15	15	18	14	12	8	5	2	2
		M	50	0	0	0	0	0	1	0	1	5	4	4	7	9	6	7	4	2	0	0
		F	61	0	0	0	0	0	0	1	1	4	3	11	8	9	8	5	4	3	2	2
Z850	Personal history of malignant neoplasm of dige	T	1	0	0	0	0	0	0	0	0	0	0	0	0	0	0	0	0	1	0	0
		M	0	0	0	0	0	0	0	0	0	0	0	0	0	0	0	0	0	0	0	0
		F	1	0	0	0	0	0	0	0	0	0	0	0	0	0	0	0	0	1	0	0
Z851	Personal history of malignant neoplasm of tract	T	3	0	0	0	0	0	0	0	1	0	0	1	0	0	1	0	0	0	0	0
		M	1	0	0	0	0	0	0	0	0	0	0	0	0	0	1	0	0	0	0	0
		F	2	0	0	0	0	0	0	0	0	1	0	0	1	0	0	0	0	0	0	0
Z853	Personal history of malignant neoplasm of brea	T	2	0	0	0	0	0	0	0	0	0	1	0	0	0	0	0	1	0	0	0
		M	0	0	0	0	0	0	0	0	0	0	0	0	0	0	0	0	0	0	0	0
		F	2	0	0	0	0	0	0	0	0	0	0	1	0	0	0	0	1	0	0	0
Z854	Personal history of malignant neoplasm of geni	T	1	0	0	0	0	0	0	0	0	0	0	1	0	0	0	0	0	0	0	0
		M	0	0	0	0	0	0	0	0	0	0	0	0	0	0	0	0	0	0	0	0
		F	1	0	0	0	0	0	0	0	0	0	0	0	1	0	0	0	0	0	0	0
Z857	Personal history of other malignant neoplasm o	T	1	0	0	0	0	0	0	0	1	0	0	0	0	0	0	0	0	0	0	0
		M	1	0	0	0	0	0	0	0	1	0	0	0	0	0	0	0	0	0	0	0
		F	0	0	0	0	0	0	0	0	0	0	0	0	0	0	0	0	0	0	0	0
Z858	Personal history of malignant neoplasm of othe	T	1	0	0	0	0	0	0	0	0	0	0	0	0	0	0	0	1	0	0	0
		M	1	0	0	0	0	0	0	0	0	0	0	0	0	0	0	0	1	0	0	0
		F	0	0	0	0	0	0	0	0	0	0	0	0	0	0	0	0	0	0	0	0

TABLE VI : PATHOLOGY ACCORDING TO SITE

CODE	GRAND TOTAL	No. of Cases		
		MALE	FEMALE	TOTAL
		3030	3767	6797
C00	MALIGNANT NEOPLASM OF LIP	0	10	10
80523	Papillary squamous cell carcinoma	0	1	1
80703	Squamous cell carcinoma, NOS	0	7	7
80713	Squamous cell carcinoma, keratinizing, NOS	0	1	1
81403	Adenocarcinoma, NOS	0	1	1
C01-C02	MALIGNANT NEOPLASM OF TONGUE	50	28	78
80503	Papillary carcinoma, NOS	1	0	1
80703	Squamous cell carcinoma, NOS	37	21	58
80713	Squamous cell carcinoma, keratinizing, NOS	9	5	14
80723	Squamous cell carcinoma, large cell, nonkeratinizing, NOS	1	0	1
81403	Adenocarcinoma, NOS	0	1	1
96803	Malignant lymphoma, large B-cell, diffuse, NOS	1	1	2
97023	Mature T-cell lymphoma, NOS	1	0	1
C03-C06	MALIGNANT NEOPLASM OF GUM,FLOOR OF MOUTH,PALATE AND OTHER	43	18	61
80513	Verrucous carcinoma, NOS	0	1	1
80703	Squamous cell carcinoma, NOS	29	11	40
80713	Squamous cell carcinoma, keratinizing, NOS	8	4	12
84303	Mucoepidermoid carcinoma	1	0	1
87203	Malignant melanoma, NOS	0	1	1
87463	Mucosal lentiginous melanoma	1	0	1
89003	Rhabdomyosarcoma, NOS	1	0	1
89103	Embryonal rhabdomyosarcoma, NOS	1	0	1
91403	Kaposi sarcoma	2	0	2
96803	Malignant lymphoma, large B-cell, diffuse, NOS	0	1	1
C07-C08	MALIGNANT NEOPLASM OF PARAOTID AND OTHER MAJOR SALIVARY GL/	16	20	36
80103	Carcinoma, NOS	1	0	1
80703	Squamous cell carcinoma, NOS	2	0	2
80743	Squamous cell carcinoma, spindle cell	1	0	1
81403	Adenocarcinoma, NOS	0	1	1
82003	Adenoid cystic carcinoma	2	3	5
82553	Adenocarcinoma with mixed subtypes	0	1	1
82903	Oxyphilic adenocarcinoma	0	1	1
84303	Mucoepidermoid carcinoma	4	7	11
85003	Infiltrating duct carcinoma, NOS (C50._)	1	0	1
85503	Acinar cell carcinoma	3	1	4
88053	Undifferentiated sarcoma	0	1	1
89823	Malignant myoepithelioma	1	1	2
96803	Malignant lymphoma, large B-cell, diffuse, NOS	1	1	2
96993	Marginal zone B-cell lymphoma, NOS	0	2	2
97563	Langerhans cell sarcoma	0	1	1

TABLE VI : PATHOLOGY ACCORDING TO SITE (cont.)

		No. of Cases		
		MALE	FEMALE	TOTAL
C09	MALIGNANT NEOPLASM OF TONSIL	32	7	39
80703	Squamous cell carcinoma, NOS	20	1	21
80713	Squamous cell carcinoma, keratinizing, NOS	2	1	3
80723	Squamous cell carcinoma, large cell, nonkeratinizing, NOS	3	0	3
80743	Squamous cell carcinoma, spindle cell	1	0	1
96733	Mantle cell lymphoma	1	0	1
96803	Malignant lymphoma, large B-cell, diffuse, NOS	4	5	9
97023	Mature T-cell lymphoma, NOS	1	0	1
C10	MALIGNANT NEOPLASM OF OROPHARYNX	27	1	28
80703	Squamous cell carcinoma, NOS	19	1	20
80713	Squamous cell carcinoma, keratinizing, NOS	4	0	4
80723	Squamous cell carcinoma, large cell, nonkeratinizing, NOS	1	0	1
80743	Squamous cell carcinoma, spindle cell	1	0	1
96803	Malignant lymphoma, large B-cell, diffuse, NOS	1	0	1
96993	Marginal zone B-cell lymphoma, NOS	1	0	1
C11	MALIGNANT NEOPLASM OF NASOPHARYNX	66	29	95
80103	Carcinoma, NOS	2	0	2
80523	Papillary squamous cell carcinoma	1	0	1
80703	Squamous cell carcinoma, NOS	1	1	2
80713	Squamous cell carcinoma, keratinizing, NOS	3	1	4
80723	Squamous cell carcinoma, large cell, nonkeratinizing, NOS	21	14	35
80733	Squamous cell carcinoma, small cell, nonkeratinizing	5	0	5
80823	Lymphoepithelial carcinoma	30	11	41
82003	Adenoid cystic carcinoma	0	1	1
96733	Mantle cell lymphoma	1	0	1
96803	Malignant lymphoma, large B-cell, diffuse, NOS	1	1	2
97193	NK/T-cell lymphoma, nasal and nasal-type	1	0	1
C12	MALIG NEOPLASM OF PYRIFORM SINUS	14	1	15
80703	Squamous cell carcinoma, NOS	11	1	12
80713	Squamous cell carcinoma, keratinizing, NOS	1	0	1
80743	Squamous cell carcinoma, spindle cell	1	0	1
97023	Mature T-cell lymphoma, NOS	1	0	1
C13	MALIGNANT NEOPLASM OF HYPOPHARYNX	17	1	18
80703	Squamous cell carcinoma, NOS	13	0	13
80713	Squamous cell carcinoma, keratinizing, NOS	3	0	3
80723	Squamous cell carcinoma, large cell, nonkeratinizing, NOS	1	0	1
80743	Squamous cell carcinoma, spindle cell	0	1	1
C15	MALIGNANT NEOPLASM OF ESOPHAGUS	63	11	74
80003	Neoplasm, malignant (No histological proof)	7	1	8
80103	Carcinoma, NOS	1	0	1
80703	Squamous cell carcinoma, NOS	50	8	58
80713	Squamous cell carcinoma, keratinizing, NOS	3	0	3
81403	Adenocarcinoma, NOS	2	1	3
85603	Adenosquamous carcinoma	0	1	1

TABLE VI : PATHOLOGY ACCORDING TO SITE (cont.)

		No. of Cases		
		MALE	FEMALE	TOTAL
C16	MALIGNANT NEOPLASM OF STOMACH	55	62	117
80003	Neoplasm, malignant (No histological proof)	3	3	6
80703	Squamous cell carcinoma, NOS	0	1	1
81403	Adenocarcinoma, NOS	34	38	72
81443	Adenocarcinoma, intestinal type (C16...)	6	1	7
81453	Adenocarcinoma, diffuse type (C16...)	2	6	8
82493	Atypical carcinoid tumor	0	1	1
82553	Adenocarcinoma with mixed subtypes	1	2	3
84813	Mucin-producing adenocarcinoma	0	1	1
84903	Signet ring cell carcinoma	4	2	6
85603	Adenosquamous carcinoma	0	1	1
89361	Gastrointestinal stromal tumor, NOS	2	4	6
96803	Malignant lymphoma, large B-cell, diffuse, NOS	2	1	3
96993	Marginal zone B-cell lymphoma, NOS	1	1	2
C17	MALIGNANT NEOPLASM SMALL INTESTINE	9	8	17
81403	Adenocarcinoma, NOS	3	3	6
81443	Adenocarcinoma, intestinal type (C16...)	1	0	1
82433	Goblet cell carcinoid	1	0	1
89361	Gastrointestinal stromal tumor, NOS	2	2	4
89363	Gastrointestinal stromal sarcoma	0	1	1
96803	Malignant lymphoma, large B-cell, diffuse, NOS	1	1	2
96993	Marginal zone B-cell lymphoma, NOS	1	0	1
97023	Mature T-cell lymphoma, NOS	0	1	1
C18	MALIGNANT NEOPLASM OF COLON	194	170	364
80003	Neoplasm, malignant (No histological proof)	7	8	15
80103	Carcinoma, NOS	0	1	1
81403	Adenocarcinoma, NOS	175	144	319
82403	Carcinoid tumor, NOS	0	1	1
84801	Low-grade appendiceal mucinous neoplasm	1	0	1
84803	Mucinous adenocarcinoma	6	9	15
84813	Mucin-producing adenocarcinoma	0	1	1
84903	Signet ring cell carcinoma	0	1	1
85103	Medullary carcinoma, NOS	0	1	1
96733	Mantle cell lymphoma	1	1	2
96803	Malignant lymphoma, large B-cell, diffuse, NOS	3	3	6
96873	Burkitt lymphoma, NOS	1	0	1
C19	MALIGNANT NEOPLASM OF RECTOSIGMOID	24	23	47
80003	Neoplasm, malignant (No histological proof)	2	1	3
81403	Adenocarcinoma, NOS	20	21	41
84803	Mucinous adenocarcinoma	1	0	1
96803	Malignant lymphoma, large B-cell, diffuse, NOS	1	1	2

TABLE VI : PATHOLOGY ACCORDING TO SITE (cont.)

		No. of Cases		
		MALE	FEMALE	TOTAL
C20	MALIGNANT NEOPLASM OF RECTUM	134	87	221
80003	Neoplasm, malignant (No histological proof)	4	1	5
80103	Carcinoma, NOS	2	0	2
80703	Squamous cell carcinoma, NOS	0	1	1
81403	Adenocarcinoma, NOS	123	80	203
82403	Carcinoid tumor, NOS	0	2	2
82463	Neuroendocrine carcinoma, NOS	1	0	1
84803	Mucinous adenocarcinoma	4	1	5
85103	Medullary carcinoma, NOS	0	1	1
89361	Gastrointestinal stromal tumor, NOS	0	1	1
C21	MALIGNANT NEOPLASM OF ANUS AND ANAL CANAL	5	9	14
80703	Squamous cell carcinoma, NOS	0	4	4
81403	Adenocarcinoma, NOS	4	3	7
84803	Mucinous adenocarcinoma	1	1	2
87203	Malignant melanoma, NOS	0	1	1
C22	MALIGNANT NEOPLASM OF LIVER AND INTRAHEPATIC BILE DUCTS	557	215	772
80003	Neoplasm, malignant (No histological proof)	348	130	478
80103	Carcinoma, NOS	1	0	1
81403	Adenocarcinoma, NOS	16	14	30
81603	Cholangiocarcinoma (C22.1, C24.0)	21	19	40
81703	Hepatocellular carcinoma, NOS (C22.0)	157	47	204
81713	Hepatocellular carcinoma, fibrolamellar (C22.0)	1	0	1
81743	Hepatocellular carcinoma, clear cell type (C22.0)	2	0	2
81803	Combined hepatocellular carcinoma and cholangiocarcinoma (C22.0)	4	1	5
82463	Neuroendocrine carcinoma, NOS	0	1	1
82493	Atypical carcinoid tumor	1	0	1
85033	Intraductal papillary adenocarcinoma with invasion (C50...)	0	1	1
88003	Sarcoma, NOS	1	0	1
89703	Hepatoblastoma (C22.0)	1	1	2
89913	Embryonal sarcoma	0	1	1
91203	Hemangiosarcoma	1	0	1
95913	Malignant lymphoma, non-Hodgkin, NOS	1	0	1
96803	Malignant lymphoma, large B-cell, diffuse, NOS	2	0	2
C23	MALIGNANT NEOPLASM OF GALL BLADDER	6	14	20
80003	Neoplasm, malignant (No histological proof)	0	3	3
80103	Carcinoma, NOS	0	2	2
81403	Adenocarcinoma, NOS	5	9	14
81443	Adenocarcinoma, intestinal type (C16...)	1	0	1
C24	MALIGNANT NEOPLASM OF OTHER AND UNSPECIFIED PARTS AND BILIAR	32	19	51
80003	Neoplasm, malignant (No histological proof)	6	4	10
80103	Carcinoma, NOS	1	0	1
81403	Adenocarcinoma, NOS	15	9	24
81443	Adenocarcinoma, intestinal type (C16...)	2	0	2
81603	Cholangiocarcinoma (C22.1, C24.0)	6	5	11
81633	Pancreatobiliary-type carcinoma	1	1	2
85033	Intraductal papillary adenocarcinoma with invasion (C50...)	1	0	1

TABLE VI : PATHOLOGY ACCORDING TO SITE (cont.)

		No. of Cases		
		MALE	FEMALE	TOTAL
C25	MALIGNANT NEOPLASM OF PANCREAS	56	77	133
80003	Neoplasm, malignant (No histological proof)	17	28	45
80103	Carcinoma, NOS	1	3	4
80413	Small cell carcinoma, NOS	1	0	1
81403	Adenocarcinoma, NOS	28	32	60
82403	Carcinoid tumor, NOS	1	7	8
82463	Neuroendocrine carcinoma, NOS	0	1	1
82493	Atypical carcinoid tumor	1	2	3
84533	Intraductal paillary-mucinous carcinoma, invasive (C25...)	1	0	1
85003	Infiltrating duct carcinoma, NOS (C50...)	6	4	10
C26	OTHER AND ILL-DEFFINED DIGESTIVE ORGANS	1	1	2
89361	Gastrointestinal stromal tumor, NOS	1	1	2
C30	MALIGNANT NEOPLASM OF NASAL CAVITY AND MIDDLE EAR	16	12	28
80103	Carcinoma, NOS	3	0	3
80133	Large cell neuroendocrine carcinoma	0	1	1
80413	Small cell carcinoma, NOS	1	0	1
80703	Squamous cell carcinoma, NOS	3	2	5
80713	Squamous cell carcinoma, keratinizing, NOS	2	1	3
80723	Squamous cell carcinoma, large cell, nonkeratinizing, NOS	0	1	1
82003	Adenoid cystic carcinoma	1	0	1
84103	Sebaceous adenocarcinoma (C44...)	1	0	1
84303	Mucoepidermoid carcinoma	0	1	1
87203	Malignant melanoma, NOS	0	1	1
90453	Biphenotypic sinonasal sarcoma (C30.0, C31.0?C31.3, C31.8, C31.9)	0	1	1
96803	Malignant lymphoma, large B-cell, diffuse, NOS	2	2	4
97193	NK/T-cell lymphoma, nasal and nasal-type	3	2	5
C31	MALIGNANT NEOPLASM OF ACCESSORY SINUSES	8	4	12
80103	Carcinoma, NOS	1	0	1
80703	Squamous cell carcinoma, NOS	2	0	2
80713	Squamous cell carcinoma, keratinizing, NOS	2	0	2
80723	Squamous cell carcinoma, large cell, nonkeratinizing, NOS	0	1	1
81403	Adenocarcinoma, NOS	1	0	1
82003	Adenoid cystic carcinoma	0	1	1
82463	Neuroendocrine carcinoma, NOS	1	0	1
84303	Mucoepidermoid carcinoma	0	1	1
93643	Peripheral neuroectodermal tumor	0	1	1
96803	Malignant lymphoma, large B-cell, diffuse, NOS	1	0	1
C32	MALIGNANT NEOPLASM OF LARYNX	56	4	60
80003	Neoplasm, malignant (No histological proof)	2	0	2
80703	Squamous cell carcinoma, NOS	46	4	50
80713	Squamous cell carcinoma, keratinizing, NOS	5	0	5
80723	Squamous cell carcinoma, large cell, nonkeratinizing, NOS	1	0	1
80743	Squamous cell carcinoma, spindle cell	1	0	1
81403	Adenocarcinoma, NOS	1	0	1

TABLE VI : PATHOLOGY ACCORDING TO SITE (cont.)

		No. of Cases		
		MALE	FEMALE	TOTAL
C33-C34	MALIG NEOPLASM OF TRACHEA BRONCHUS AND LUNG	341	253	594
80003	Neoplasm, malignant (No histological proof)	19	14	33
80033	Malignant tumor, giant cell type	0	1	1
80103	Carcinoma, NOS	23	7	30
80123	Large cell carcinoma, NOS	2	3	5
80133	Large cell neuroendocrine carcinoma	1	0	1
80223	Pleomorphic carcinoma	2	1	3
80333	Pseudosarcomatous carcinoma	1	0	1
80413	Small cell carcinoma, NOS	24	6	30
80453	Combined small cell carcinoma	2	0	2
80463	Non-small cell carcinoma (C34. _)	20	10	30
80703	Squamous cell carcinoma, NOS	31	9	40
80823	Lymphoepithelial carcinoma	0	1	1
81403	Adenocarcinoma, NOS	159	135	294
82403	Carcinoid tumor, NOS	0	1	1
82463	Neuroendocrine carcinoma, NOS	2	0	2
82493	Atypical carcinoid tumor	0	1	1
82533	Bronchiolo-alveolar carcinoma, mucinous (C34. _)	4	1	5
82543	Bronchiolo-alveolar carcinoma, mixed mucinous and non-mucinous(C:	1	0	1
82553	Adenocarcinoma with mixed subtypes	37	36	73
82603	Papillary adenocarcinoma, NOS	0	3	3
82653	Micropapillary carcinoma, NOS (C18. _ , C19.9, C20.9, C34. _)	1	1	2
84303	Mucoepidermoid carcinoma	1	1	2
84803	Mucinous adenocarcinoma	2	2	4
84903	Signet ring cell carcinoma	1	0	1
85513	Acinar cell cystadenocarcinoma	7	11	18
85603	Adenosquamous carcinoma	1	2	3
88003	Sarcoma, NOS	0	2	2
88153	Solitary fibrous tumor/hemangiopericytoma Grade 3 (CNS) (C71. _)	0	1	1
92403	Mesenchymal chondrosarcoma	0	1	1
96703	Malignant lymphoma, small B lymphocytic, NOS	0	1	1
96803	Malignant lymphoma, large B-cell, diffuse, NOS	0	1	1
96993	Marginal zone B-cell lymphoma, NOS	0	1	1
C37	MALIGNANT NEOPLASM OF THYMUS	2	1	3
80703	Squamous cell carcinoma, NOS	1	0	1
80743	Squamous cell carcinoma, spindle cell	1	0	1
85813	Thymoma, type A, malignant (C37.9)	0	1	1

TABLE VI : PATHOLOGY ACCORDING TO SITE (cont.)

		No. of Cases		
		MALE	FEMALE	TOTAL
C38	MALIGNANT NEOPLASM OF HEART, MEDIASTINUM AND PLEURA	15	6	21
81403	Adenocarcinoma, NOS	1	0	1
88303	Malignant fibrous histiocytoma	0	1	1
90503	Mesothelioma, malignant	1	0	1
90643	Germinoma	1	0	1
90713	Yolk sac tumor	1	0	1
90853	Mixed germ cell tumor	1	0	1
94903	Ganglioneuroblastoma	2	0	2
95003	Neuroblastoma, NOS	1	0	1
96633	Hodgkin lymphoma, nodular sclerosis, NOS	2	0	2
96793	Mediastinal large B-cell lymphoma	1	0	1
96803	Malignant lymphoma, large B-cell, diffuse, NOS	4	3	7
96903	Follicular lymphoma, NOS	0	1	1
96993	Marginal zone B-cell lymphoma, NOS	0	1	1
C40-C41	MALIGNANT NEOPLASM OF BONE AND CARTILAGE	24	19	43
80003	Neoplasm, malignant (No histological proof)	0	1	1
88003	Sarcoma, NOS	1	1	2
88303	Malignant fibrous histiocytoma	1	0	1
90713	Yolk sac tumor	1	1	2
90803	Teratoma, malignant, NOS	0	1	1
91803	Osteosarcoma, NOS (C40._, C41._)	10	4	14
91813	Chondroblastic osteosarcoma (C40._, C41._)	2	1	3
91823	Fibroblastic osteosarcoma (C40._, C41._)	0	1	1
92203	Chondrosarcoma, NOS (C40._, C41._)	3	1	4
92303	Chondroblastoma, malignant (C40._, C41._)	0	1	1
92603	Ewing sarcoma	2	2	4
93703	Chordoma, NOS	2	2	4
96803	Malignant lymphoma, large B-cell, diffuse, NOS	1	2	3
96903	Follicular lymphoma, NOS	0	1	1
97313	Plasmacytoma, NOS	1	0	1
C42	MALIGNANT NEOPLASM OF HEMATOPOIETIC AND RETICULOENDOTHELIA	152	128	280
95903	Malignant lymphoma, NOS	1	0	1
95913	Malignant lymphoma, non-Hodgkin, NOS	1	1	2
95963	Composite Hodgkin and non-Hodgkin lymphoma	0	1	1
96503	Hodgkin lymphoma, NOS	0	1	1
96803	Malignant lymphoma, large B-cell, diffuse, NOS	6	7	13
96893	Splenic marginal zone-B-cell lymphoma (C42.2)	0	1	1
96993	Marginal zone B-cell lymphoma, NOS	4	1	5
97203	Malignant Histiocytosis (C96.1)	1	0	1
97323	Multiple myeloma (C42.1)	36	33	69
97333	Plasma cell leukemia (C42.1)	0	1	1
97503	Malignant histiocytosis	1	0	1
97613	Waldenstrom macroglobulinemia (C42.0)	1	0	1
98113	B lymphoblastic leukemia/lymphoma, NOS	9	20	29

TABLE VI : PATHOLOGY ACCORDING TO SITE (cont.)

		No. of Cases		
		MALE	FEMALE	TOTAL
98233	B-cell chronic lymphocytic leukemia/small lymphocytic lymphoma	8	11	19
98263	Burkitt cell leukemia	2	0	2
98273	Adult T-cell leukemia/lymphoma (HTLV-1 positive)	1	0	1
98333	Prolymphocytic leukemia, B-cell type	0	1	1
98373	Precursor T-cell lymphoblastic leukemia	2	2	4
98603	Myeloid leukemia, NOS	0	1	1
98613	Acute myeloid leukemia, NOS	26	17	43
98633	Chronic myeloid leukemia, NOS	19	6	25
98663	Acute promyelocytic leukemia	2	3	5
98673	Acute myelomonocytic leukemia	3	1	4
98733	Acute myeloid leukemia without maturation	0	1	1
98743	Acute myeloid leukemia with maturation	0	1	1
98763	Atypical chronic myeloid leukemia, BCR/ABL negative	1	0	1
98913	Acute monocytic leukemia	2	2	4
98953	Acute myeloid leukemia with multilineage dysplasia	5	2	7
99103	Acute megakaryoblastic leukemia	2	0	2
99453	Chronic myelomonocytic leukemia, NOS	4	4	8
99503	Polycythemia vera	15	10	25
C44	MALIGNANT NEOPLASM OF SKIN	127	137	264
80703	Squamous cell carcinoma, NOS	33	28	61
80713	Squamous cell carcinoma, keratinizing, NOS	1	4	5
80763	Squamous cell carcinoma, microinvasive	1	1	2
80903	Basal cell carcinoma, NOS (C44._)	10	18	28
80913	Multifocal superficial basal cell carcinoma (C44._)	0	3	3
80923	Infiltrating basal cell carcinoma, NOS (C44._)	4	4	8
80973	Basal cell carcinoma, nodular (C44._)	42	53	95
81403	Adenocarcinoma, NOS	1	0	1
82003	Adenoid cystic carcinoma	0	1	1
84073	Sclerosing sweat duct carcinoma (C44._)	0	1	1
84093	Eccrine poroma, malignant	1	2	3
84103	Sebaceous adenocarcinoma (C44._)	1	4	5
84133	Eccrine adenocarcinoma (C44._)	1	0	1
84803	Mucinous adenocarcinoma	1	0	1
85423	Paget's disease, extramammary (except Paget's disease of bone)	1	0	1
87203	Malignant melanoma, NOS	8	8	16
87213	Nodular melanoma (C44._)	2	0	2
87303	Amelanotic melanoma (C44._)	1	0	1
87433	Superficial spreading melanoma (C44._)	2	0	2
87443	Superficial spreading melanoma (C44._)	3	1	4
88323	Dermatofibrosarcoma, NOS (C44._)	4	0	4
88333	Pigmented dermatofibrosarcoma protuberans	0	1	1
91403	Kaposi sarcoma	3	0	3
96803	Malignant lymphoma, large B-cell, diffuse, NOS	0	1	1
96993	Marginal zone B-cell lymphoma, NOS	1	1	2

TABLE VI : PATHOLOGY ACCORDING TO SITE (cont.)

		No. of Cases		
		MALE	FEMALE	TOTAL
97003	Mycosis fungoides (C44._)	2	3	5
97023	Mature T-cell lymphoma, NOS	2	0	2
97083	Subcutaneous panniculitis-like-T-cell lymphoma	0	1	1
97093	Cutaneous T-cell lymphoma, NOS (C44._)	0	1	1
97143	Anaplastic large cell lymphoma, T cell and null cell type	1	0	1
97513	Langerhans cell histiocytosis	1	0	1
97553	Histiocytic sarcoma	0	1	1
C48	MALIGNANT NEOPLASM OF RETROPERITONIUM AND PERITONIUM	14	27	41
80003	Neoplasm, malignant (No histological proof)	1	1	2
80103	Carcinoma, NOS	2	0	2
81403	Adenocarcinoma, NOS	0	7	7
84413	Serous cystadenocarcinoma, NOS (C56.9)	0	1	1
84613	Serous surface papillary carcinoma (C56.9)	0	3	3
84803	Mucinous adenocarcinoma	0	1	1
88003	Sarcoma, NOS	0	1	1
88503	Liposarcoma, NOS	0	2	2
88513	Liposarcoma, well differentiated	0	3	3
88523	Myxoid liposarcoma	0	1	1
88583	Dedifferentiated liposarcoma	4	4	8
89361	Gastrointestinal stromal tumor, NOS	2	0	2
90503	Mesothelioma, malignant	1	0	1
90613	Seminoma, NOS (C62._)	1	0	1
90703	Embryonal carcinoma, NOS	1	0	1
94903	Ganglioneuroblastoma	1	0	1
95003	Neuroblastoma, NOS	0	1	1
96803	Malignant lymphoma, large B-cell, diffuse, NOS	1	2	3
C49	MALIG NEOPLASM OF OTHER CONECTIVE TISSUE AND SOFT TISSUE	44	34	78
80003	Neoplasm, malignant (No histological proof)	0	1	1
85002	Intraductal carcinoma, noninfiltrating, NOS	0	1	1
85203	Lobular carcinoma, NOS (C50._)	0	1	1
88003	Sarcoma, NOS	1	2	3
88013	Spindle cell sarcoma	1	2	3
88023	Giant cell sarcoma (except of Bone M-9250/3)	2	0	2
88043	Epithelioid sarcoma	1	0	1
88053	Undifferentiated sarcoma	0	1	1
88113	Fibromyxosarcoma	5	1	6
88303	Malignant fibrous histiocytoma	8	0	8
88323	Dermatofibrosarcoma, NOS (C44._)	2	0	2
88403	Myxosarcoma	2	0	2
88503	Liposarcoma, NOS	1	0	1
88513	Liposarcoma, well differentiated	5	2	7
88523	Myxoid liposarcoma	1	1	2
88583	Dedifferentiated liposarcoma	2	0	2
88903	Leiomyosarcoma, NOS	3	1	4
89003	Rhabdomyosarcoma, NOS	1	0	1

TABLE VI : PATHOLOGY ACCORDING TO SITE (cont.)

		No. of Cases		
		MALE	FEMALE	TOTAL
89123	Spindle cell rhabdomyosarcoma	1	0	1
89363	Gastrointestinal stromal sarcoma	1	0	1
90413	Synovial sarcoma, spindle cell	0	1	1
90433	Synovial sarcoma, biphasic	0	2	2
90443	Clear cell sarcoma, NOS (except of Kidney M-8964/3)	0	1	1
91203	Hemangiosarcoma	0	1	1
91803	Osteosarcoma, NOS (C40._, C41._)	1	2	3
92603	Ewing sarcoma	0	2	2
95403	Malignant peripheral nerve sheath tumor	5	5	10
95813	Alveolar soft part sarcoma	0	2	2
96803	Malignant lymphoma, large B-cell, diffuse, NOS	1	3	4
97513	Langerhans cell histiocytosis	0	1	1
99303	Myeloid sarcoma	0	1	1
C50	MALIGNANT NEOPLASM OF BREAST	0	1138	1138
80323	Spindle cell carcinoma, NOS	0	2	2
80703	Squamous cell carcinoma, NOS	0	1	1
81403	Adenocarcinoma, NOS	0	5	5
84803	Mucinous adenocarcinoma	0	18	18
85002	Intraductal carcinoma, noninfiltrating, NOS	0	153	153
85003	Infiltrating duct carcinoma, NOS (C50._)	0	859	859
85032	Noninfiltrating intraductal papillary adenocarcinoma (C50._)	0	5	5
85033	Intraductal papillary adenocarcinoma with invasion (C50._)	0	3	3
85043	Intracystic carcinoma, NOS	0	3	3
85073	Infiltrating duct micropapillary carcinoma	0	1	1
85092	Solid papillary carcinoma in situ (C50. _)	0	5	5
85093	Solid papillary carcinoma with invasion (C50. _)	0	5	5
85202	Lobular carcinoma in situ. NOS (C50._)	0	8	8
85203	Lobular carcinoma, NOS (C50._)	0	25	25
85222	Intraductal carcinoma and lobular carcinoma in situ (C50._)	0	4	4
85223	Infiltrating duct and lobular carcinoma (C50._)	0	15	15
85403	Paget's disease, mammary (C50._)	0	2	2
85413	Paget's disease and infiltrating duct carcinoma of breast (C50._)	0	2	2
85433	Paget's disease and intraductal carcinoma of breast (C50._)	0	7	7
85603	Adenosquamous carcinoma	0	1	1
85713	Adenocarcinoma with cartilaginous and osseous metaplasia	0	1	1
85753	Metaplastic carcinoma, NOS	0	3	3
88013	Spindle cell sarcoma	0	1	1
90203	Phyllodes tumor, malignant (C50._)	0	4	4
96803	Malignant lymphoma, large B-cell, diffuse, NOS	0	4	4
97023	Mature T-cell lymphoma, NOS	0	1	1

TABLE VI : PATHOLOGY ACCORDING TO SITE (cont.)

		No. of Cases		
		MALE	FEMALE	TOTAL
C51	MALIGNANT NEOPLASM OF VULVA	0	13	13
	80513 Verrucous carcinoma, NOS	0	1	1
	80703 Squamous cell carcinoma, NOS	0	3	3
	80973 Basal cell carcinoma, nodular (C44._)	0	1	1
	81403 Adenocarcinoma, NOS	0	2	2
	85423 Paget's disease, extramammary (except Paget's disease of bone)	0	3	3
	87213 Nodular melanoma (C44._)	0	1	1
	88323 Dermatofibrosarcoma, NOS (C44._)	0	2	2
C52	MALIGNANT NEOPLASM OF VAGINA	0	9	9
	80003 Neoplasm, malignant (No histological proof)	0	3	3
	80713 Squamous cell carcinoma, keratinizing, NOS	0	1	1
	80763 Squamous cell carcinoma, microinvasive	0	1	1
	81403 Adenocarcinoma, NOS	0	1	1
	83803 Endometrioid adenocarcinoma, NOS	0	1	1
	87203 Malignant melanoma, NOS	0	1	1
	88583 Dedifferentiated liposarcoma	0	1	1
C53	MALIGNANT NEOPLASM OF CERVIX	0	194	194
	80003 Neoplasm, malignant (No histological proof)	0	2	2
	80103 Carcinoma, NOS	0	5	5
	80203 Carcinoma, undifferentiated, NOS	0	2	2
	80413 Small cell carcinoma, NOS	0	4	4
	80453 Combined small cell carcinoma	0	1	1
	80523 Papillary squamous cell carcinoma	0	2	2
	80703 Squamous cell carcinoma, NOS	0	77	77
	80713 Squamous cell carcinoma, keratinizing, NOS	0	13	13
	80723 Squamous cell carcinoma, large cell, nonkeratinizing, NOS	0	33	33
	80763 Squamous cell carcinoma, microinvasive	0	5	5
	81403 Adenocarcinoma, NOS	0	33	33
	82603 Papillary adenocarcinoma, NOS	0	1	1
	83233 Mixed cell adenocarcinoma	0	1	1
	83803 Endometrioid adenocarcinoma, NOS	0	2	2
	83843 Adenocarcinoma, endocervical type	0	1	1
	84413 Serous cystadenocarcinoma, NOS (C56.9)	0	1	1
	84903 Signet ring cell carcinoma	0	1	1
	85603 Adenosquamous carcinoma	0	5	5
	85743 Adenocarcinoma with neuroendocrine differentiation	0	2	2
	88053 Undifferentiated sarcoma	0	1	1
	89333 Adenosarcoma	0	1	1
	96803 Malignant lymphoma, large B-cell, diffuse, NOS	0	1	1

TABLE VI : PATHOLOGY ACCORDING TO SITE (cont.)

		No. of Cases		
		MALE	FEMALE	TOTAL
C54-C55	MALIGNANT NEOPLASM OF CORPUS UTERI AND UTERUS PART UNSPECIF	0	216	216
80003	Neoplasm, malignant (No histological proof)	0	5	5
80103	Carcinoma, NOS	0	7	7
81403	Adenocarcinoma, NOS	0	7	7
83103	Clear cell adenocarcinoma, NOS	0	2	2
83233	Mixed cell adenocarcinoma	0	28	28
83803	Endometrioid adenocarcinoma, NOS	0	134	134
83843	Adenocarcinoma, endocervical type	0	1	1
84413	Serous cystadenocarcinoma, NOS (C56.9)	0	10	10
84613	Serous surface papillary carcinoma (C56.9)	0	2	2
84823	Mucinous adenocarcinoma, endocervical type	0	1	1
85703	Adenocarcinoma with squamous metaplasia	0	3	3
88003	Sarcoma, NOS	0	3	3
88903	Leiomyosarcoma, NOS	0	4	4
89303	Endometrial stromal sarcoma (C54.1)	0	1	1
89803	Carcinosarcoma, NOS	0	8	8
C56	MALIGNANT NEOPLASM OF OVARY	0	174	174
80003	Neoplasm, malignant (No histological proof)	0	16	16
80103	Carcinoma, NOS	0	12	12
80333	Pseudosarcomatous carcinoma	0	1	1
80703	Squamous cell carcinoma, NOS	0	2	2
81403	Adenocarcinoma, NOS	0	13	13
82603	Papillary adenocarcinoma, NOS	0	1	1
83103	Clear cell adenocarcinoma, NOS	0	33	33
83233	Mixed cell adenocarcinoma	0	11	11
83803	Endometrioid adenocarcinoma, NOS	0	15	15
84413	Serous cystadenocarcinoma, NOS (C56.9)	0	25	25
84421	Serous cystadenoma, borderline malignancy (C56.9)	0	1	1
84603	Papillary serous cystadenocarcinoma (C56.9)	0	2	2
84613	Serous surface papillary carcinoma (C56.9)	0	10	10
84803	Mucinous adenocarcinoma	0	13	13
85901	Sex cord-gonadal stromal tumor, NOS	0	2	2
86203	Granulosa cell tumor, malignant (C56.9)	0	4	4
89333	Adenosarcoma	0	1	1
90151	Mucinous adenofibroma of borderline malignancy	0	1	1
90603	Dysgerminoma	0	1	1
90713	Yolk sac tumor	0	4	4
90803	Teratoma, malignant, NOS	0	4	4
90853	Mixed germ cell tumor	0	1	1
96803	Malignant lymphoma, large B-cell, diffuse, NOS	0	1	1
C57	OTHER AND UNSPECIFIED FEMALE GENITAL ORGANS	0	7	7
80003	Neoplasm, malignant (No histological proof)	0	1	1
81403	Adenocarcinoma, NOS	0	1	1
82603	Papillary adenocarcinoma, NOS	0	1	1
83803	Endometrioid adenocarcinoma, NOS	0	1	1
84413	Serous cystadenocarcinoma, NOS (C56.9)	0	2	2
84613	Serous surface papillary carcinoma (C56.9)	0	1	1

TABLE VI : PATHOLOGY ACCORDING TO SITE (cont.)

		No. of Cases		
		MALE	FEMALE	TOTAL
C58	MALIGNANT NEOPLASM OF PLACENTA	0	4	4
80003	Neoplasm, malignant (No histological proof)	0	1	1
91003	Choriocarcinoma, NOS	0	3	3
C60	MALIGNANT NEOPLASM OF PENIS	8	0	8
80103	Carcinoma, NOS	1	0	1
80703	Squamous cell carcinoma, NOS	7	0	7
C61	MALIGNANT NEOPLASM OF PROSTATE	409	0	409
80003	Neoplasm, malignant (No histological proof)	5	0	5
80103	Carcinoma, NOS	2	0	2
81403	Adenocarcinoma, NOS	392	0	392
85003	Infiltrating duct carcinoma, NOS (C50._)	8	0	8
89103	Embryonal rhabdomyosarcoma, NOS	1	0	1
96803	Malignant lymphoma, large B-cell, diffuse, NOS	1	0	1
C62	MALIGNANT NEOPLASM OF TESTIS	8	0	8
90613	Seminoma, NOS (C62._)	4	0	4
90643	Germinoma	1	0	1
90713	Yolk sac tumor	1	0	1
96803	Malignant lymphoma, large B-cell, diffuse, NOS	2	0	2
C63	MALIGNANT NEOPLASM OF OTHER AND UNSPECIFIED MALE GENITAL OR	3	0	3
80703	Squamous cell carcinoma, NOS	1	0	1
85423	Paget's disease, extramammary (except Paget's disease of bone)	1	0	1
85603	Adenosquamous carcinoma	1	0	1
C64	MALIGNANT NEOPLASM OF KIDNEY	70	31	101
80003	Neoplasm, malignant (No histological proof)	0	1	1
80103	Carcinoma, NOS	0	1	1
80703	Squamous cell carcinoma, NOS	0	1	1
81203	Transitional cell carcinoma, NOS	2	1	3
81303	Papillary transitional cell carcinoma (C67._)	1	1	2
82603	Papillary adenocarcinoma, NOS	7	2	9
83103	Clear cell adenocarcinoma, NOS	35	14	49
83113	Hypernephroid tumor, Malignant	0	1	1
83123	Renal cell carcinoma, NOS (C64.9)	15	5	20
83173	Renal cell carcinoma, chromophobe type (C64.9)	3	2	5
83183	Renal cell carcinoma, sarcomatoid (C64.9)	1	0	1
88583	Dedifferentiated liposarcoma	1	0	1
89603	Nephroblastome, NOS (C64.9)	3	0	3
89643	Clear cell sarcoma of kidney (C64.9)	0	1	1
92603	Ewing sarcoma	0	1	1
97353	Plasmablastic lymphoma	1	0	1
98113	B lymphoblastic leukemia/lymphoma, NOS	1	0	1

TABLE VI : PATHOLOGY ACCORDING TO SITE (cont.)

		No. of Cases		
		MALE	FEMALE	TOTAL
C65	MALIGNANT NEOPLASM OF RENAL PELVIS	3	4	7
81203	Transitional cell carcinoma, NOS	1	0	1
81303	Papillary transitional cell carcinoma (C67._)	2	4	6
C66	MALIGNANT NEOPLASM OF URETER	7	7	14
81203	Transitional cell carcinoma, NOS	2	2	4
81303	Papillary transitional cell carcinoma (C67._)	5	5	10
C67-C68	MALIGNANT NEOPLASM OF BLADDER AND OF OTHER AND UNSPECIFIED	74	33	107
80003	Neoplasm, malignant (No histological proof)	1	2	3
80103	Carcinoma, NOS	0	1	1
80703	Squamous cell carcinoma, NOS	1	2	3
80823	Lymphoepithelial carcinoma	1	1	2
81203	Transitional cell carcinoma, NOS	39	17	56
81223	Transitional cell carcinoma, spindle cell	2	1	3
81303	Papillary transitional cell carcinoma (C67._)	29	8	37
81403	Adenocarcinoma, NOS	1	0	1
81443	Adenocarcinoma, intestinal type (C16._)	0	1	1
C69	MALIGNANT NEOPLASM OF EYE AND ADNEXA	17	11	28
80003	Neoplasm, malignant (No histological proof)	3	0	3
80703	Squamous cell carcinoma, NOS	2	3	5
82003	Adenoid cystic carcinoma	0	1	1
87203	Malignant melanoma, NOS	1	1	2
89103	Embryonal rhabdomyosarcoma, NOS	1	0	1
89203	Alveolar rhabdomyosarcoma	0	1	1
95103	Retinoblastoma, NOS (C69.2)	1	0	1
96803	Malignant lymphoma, large B-cell, diffuse, NOS	2	1	3
96993	Marginal zone B-cell lymphoma, NOS	7	3	10
98113	B lymphoblastic leukemia/lymphoma, NOS	0	1	1
C70	MALIGNANT NEOPLASM OF MEMINGES	0	1	1
96803	Malignant lymphoma, large B-cell, diffuse, NOS	0	1	1
C71	MALIGNANT NEOPLASM OF BRAIN	38	36	74
80003	Neoplasm, malignant (No histological proof)	1	1	2
80323	Spindle cell carcinoma, NOS	0	1	1
88903	Leiomyosarcoma, NOS	1	0	1
90643	Germinoma	3	1	4
90853	Mixed germ cell tumor	0	1	1
93803	Glioma, malignant (C71._)	4	3	7
93823	Mixed glioma (C71._)	1	1	2
93853	Diffuse midline glioma, H3 K27M-mutant (C71._)	0	1	1
93923	Ependymoma, anaplastic (C71._)	1	0	1
94003	Astrocytoma, NOS (C71._)	2	2	4
94013	Astrocytoma, anaplastic (C71._)	0	3	3
94113	Gemistocytic astrocytoma (C71._)	0	1	1

TABLE VI : PATHOLOGY ACCORDING TO SITE (cont.)

		No. of Cases		
		MALE	FEMALE	TOTAL
94213	Pilocytic astrocytoma (C71._)	1	1	2
94403	Glioblastoma, NOS (C71._)	17	7	24
94513	Oligodendroglioma, anaplastic (C71._)	1	3	4
94703	Medulloblastoma, NOS (C71.6)	1	0	1
95083	Embryonal tumor with rhabdoid features (C71._)	0	1	1
96803	Malignant lymphoma, large B-cell, diffuse, NOS	5	7	12
97123	Intravascular large B-cell lymphoma	0	1	1
97193	NK/T-cell lymphoma, nasal and nasal-type	0	1	1
C72	MALIGNANT NEOPLASM OF SPINAL CORD, CRANIAL	3	5	8
93913	Ependymoma, NOS (C71._)	0	1	1
94213	Pilocytic astrocytoma (C71._)	0	1	1
96733	Mantle cell lymphoma	0	1	1
96803	Malignant lymphoma, large B-cell, diffuse, NOS	3	2	5
C73	MALIGNANT NEOPLASM OF THYROID	61	290	351
80003	Neoplasm, malignant (No histological proof)	1	2	3
80103	Carcinoma, NOS	0	4	4
80213	Carcinoma, anaplastic, NOS	3	3	6
80323	Spindle cell carcinoma, NOS	0	1	1
82603	Papillary adenocarcinoma, NOS	36	159	195
82903	Oxyphilic adenocarcinoma	2	3	5
83303	Follicular adenocarcinoma, NOS (C73.9)	3	22	25
83353	Follicular carcinoma, minimally invasive (C73.9)	0	10	10
83393	Follicular thyroid carcinoma (FTC), encapsulated angioinvasive (C73.9)	0	1	1
83403	Papillary carcinoma, follicular variant (C73.9)	6	23	29
83413	Papillary microcarcinoma (C73.9)	4	58	62
83423	Papillary carcinoma, oxyphilic cell (C73.9)	1	1	2
83433	Papillary carcinoma, encapsulated (C73.9)	0	1	1
83443	Papillary carcinoma, columnar cell (C73.9)	0	1	1
85103	Medullary carcinoma, NOS	2	0	2
96803	Malignant lymphoma, large B-cell, diffuse, NOS	2	1	3
96993	Marginal zone B-cell lymphoma, NOS	1	0	1
C74	MALIGNANT NEOPLASM OF ADRENAL GLAND	4	5	9
82003	Adenoid cystic carcinoma	1	1	2
83703	Adrenal cortical carcinoma (C74.0)	1	0	1
87003	Pheochromocytoma, malignant (C74.1)	0	1	1
94903	Ganglioneuroblastoma	1	0	1
95003	Neuroblastoma, NOS	1	1	2
96713	Malignant lymphoma, lymphoplasmacytic	0	1	1
96803	Malignant lymphoma, large B-cell, diffuse, NOS	0	1	1
C75	MALIGNANT NEOPLASM OF OTHER ENDOCRINE GLANDS AND RELATED	2	1	3
80003	Neoplasm, malignant (No histological proof)	1	0	1
90643	Germinoma	1	0	1
94403	Glioblastoma, NOS (C71._)	0	1	1

TABLE VI : PATHOLOGY ACCORDING TO SITE (cont.)

		No. of Cases		
		MALE	FEMALE	TOTAL
C76,C80	MALIGNANT NEOPLASM WITHOUT SPECIFIED SITE AND METASTATIC MAL	53	64	117
80003	Neoplasm, malignant (No histological proof)	18	30	48
80103	Carcinoma, NOS	9	8	17
80123	Large cell carcinoma, NOS	1	1	2
80413	Small cell carcinoma, NOS	0	1	1
80703	Squamous cell carcinoma, NOS	4	3	7
80713	Squamous cell carcinoma, keratinizing, NOS	1	0	1
80723	Squamous cell carcinoma, large cell, nonkeratinizing, NOS	0	1	1
81403	Adenocarcinoma, NOS	13	14	27
82403	Carcinoid tumor, NOS	1	0	1
82603	Papillary adenocarcinoma, NOS	1	0	1
84803	Mucinous adenocarcinoma	0	3	3
84813	Mucin-producing adenocarcinoma	0	1	1
93703	Chordoma, NOS	1	0	1
96803	Malignant lymphoma, large B-cell, diffuse, NOS	1	1	2
96993	Marginal zone B-cell lymphoma, NOS	2	1	3
97023	Mature T-cell lymphoma, NOS	1	0	1
C77	MALIGNANT LYMPHOMAS	67	82	149
88013	Spindle cell sarcoma	0	1	1
95903	Malignant lymphoma, NOS	1	0	1
95913	Malignant lymphoma, non-Hodgkin, NOS	2	0	2
95963	Composite Hodgkin and non-Hodgkin lymphoma	1	1	2
96503	Hodgkin lymphoma, NOS	3	4	7
96523	Hodgkin lymphoma, mixed cellularity, NOS	1	1	2
96593	Hodgkin lymphoma, lymphocytic predominance, nodular	0	1	1
96633	Hodgkin lymphoma, nodular sclerosis, NOS	3	7	10
96653	Hodgkin lymphoma, nodular sclerosis, grade 1	1	0	1
96673	Hodgkin lymphoma, nodular sclerosis, grade 2	1	0	1
96703	Malignant lymphoma, small B lymphocytic, NOS	0	1	1
96713	Malignant lymphoma, lymphoplasmacytic	1	0	1
96733	Mantle cell lymphoma	1	1	2
96803	Malignant lymphoma, large B-cell, diffuse, NOS	34	40	74
96873	Burkitt lymphoma, NOS	0	2	2
96903	Follicular lymphoma, NOS	2	6	8
96913	Follicular lymphoma, grade 2	2	1	3
96953	Follicular lymphoma, grade 1	3	1	4
96983	Follicular lymphoma, grade 3	0	1	1
96993	Marginal zone B-cell lymphoma, NOS	3	5	8
97023	Mature T-cell lymphoma, NOS	6	3	9
97053	Angioimmunoblastic T-cell lymphoma	1	3	4
97083	Subcutaneous panniculitis-like-T-cell lymphoma	0	1	1
97193	NK/T-cell lymphoma, nasal and nasal-type	0	1	1
98233	B-cell chronic lymphocytic leukemia/small lymphocytic lymphoma	0	1	1
98373	Precursor T-cell lymphoblastic leukemia	1	0	1

TABLE VI : PATHOLOGY ACCORDING TO SITE (cont.)

		No. of Cases		
		MALE	FEMALE	TOTAL
Z850	PERSONAL HISTORY OF MALIGNANT NEOPLASM OF DIGESTIVE ORGANS	0	1	1
	80003 Neoplasm, malignant (No histological proof)	0	1	1
Z851	PERSONAL HISTORY OF MALIGNANT NEOPLASM OF TRACHEA, BRONCHL	1	2	3
	80003 Neoplasm, malignant (No histological proof)	1	2	3
Z853	PERSONAL HISTORY OF MALIGNANT NEOPLASM OF BREAST	0	2	2
	80003 Neoplasm, malignant (No histological proof)	0	1	1
	80103 Carcinoma, NOS	0	1	1
Z854	PERSONAL HISTORY OF MALIGNANT NEOPLASM OF GENITAL ORGANS	0	1	1
	80003 Neoplasm, malignant (No histological proof)	0	1	1
Z857	PERSONAL HISTORY OF OTHER MALIGNANT NEOPLASM OF LYMPHOID, H	1	0	1
	99103 Acute megakaryoblastic leukemia	1	0	1
Z858	PERSONAL HISTORY OF MALIGNANT NEOPLASM OF OTHER ORGANS ANI	1	0	1
	80703 Squamous cell carcinoma, NOS	1	0	1

TABLE VII: PRIMARY SITE IN CHILDHOOD BY AGE GROUP

CODE		AGE GROUP								
		No. of cases			0 - 4		5 - 10		10 - 15	
		TOTAL	M	F	M	F	M	F	M	F
TOTAL		109	53	56	21	14	13	18	19	24
C11,C30-C32	EAR, NOSE, THROAT	2	2	0	0	0	0	0	2	0
C22-C25	LIVER	6	2	4	1	2	0	1	1	1
C33-C39	LUNG	2	2	0	0	0	0	0	2	0
C38	HEART,MEDIASTINUM, AND PLEURA	4	3	1	2	0	1	0	0	1
C40-C41,C49	BONE	19	10	9	2	3	1	1	7	5
C42	HEMATOPOIETIC	29	12	17	6	3	5	8	1	6
C44	SKIN	5	4	1	1	1	0	0	3	0
C48	RETROPERITONEUM AND PERITONEUM	2	1	1	1	0	0	1	0	0
C50	BREAST	1	0	1	0	0	0	0	0	1
C56	OVARY	3	0	3	0	0	0	2	0	1
C60,C62-C63	MALE GENITAL ORGANS	1	1	0	0	0	1	0	0	0
C64-C68	URO	6	4	2	3	1	1	0	0	1
C69	EYE	6	4	2	4	1	0	0	0	1
C70-C72	NEURO	12	3	9	1	3	2	2	0	4
C73-C75	THYROID	7	3	4	0	0	2	2	1	2
C77	LYMPH NODES	4	2	2	0	0	0	1	2	1

TABLE VIII : LYMPHOMA PATHOLOGY ACCORDING TO SITE

CODE	SITE	No. of Cases		
		MALE	FEMALE	TOTAL
	NODAL LYMPHOMA AND EXTRANODAL LYMPHOMA	157	168	325
	NODAL LYMPHOMA	66	80	146
C770	Lymph Nodes: HeadFaceNeck	34	49	83
	95903 Malignant lymphoma, NOS	1	0	1
	95913 Malignant lymphoma, non-Hodgkin, NOS	2	0	2
	95963 Composite Hodgkin and non-Hodgkin lymphoma	1	1	2
	96503 Hodgkin lymphoma, NOS	3	3	6
	96523 Hodgkin lymphoma, mixed cellularity, NOS	1	1	2
	96633 Hodgkin lymphoma, nodular sclerosis, NOS	0	5	5
	96653 Hodgkin lymphoma, nodular sclerosis, grade 1	1	0	1
	96673 Hodgkin lymphoma, nodular sclerosis, grade 2	1	0	1
	96703 Malignant lymphoma, small B lymphocytic, NOS	0	1	1
	96713 Malignant lymphoma, lymphoplasmacytic	1	0	1
	96803 Malignant lymphoma, large B-cell, diffuse, NOS	15	26	41
	96873 Burkitt lymphoma, NOS	0	1	1
	96903 Follicular lymphoma, NOS	0	2	2
	96913 Follicular lymphoma, grade 2	1	0	1
	96953 Follicular lymphoma, grade 1	2	1	3
	96993 Marginal zone B-cell lymphoma, NOS	2	3	5
	97023 Mature T-cell lymphoma, NOS	2	3	5
	97053 Angioimmunoblastic T-cell lymphoma	1	2	3
C771	Intrathoracic Lymph Nodes	0	2	2
	96803 Malignant lymphoma, large B-cell, diffuse, NOS	0	2	2
C772	Intra-abdominal LymphNodes	12	6	18
	96733 Mantle cell lymphoma	1	0	1
	96803 Malignant lymphoma, large B-cell, diffuse, NOS	10	3	13
	96983 Follicular lymphoma, grade 3	0	1	1
	96993 Marginal zone B-cell lymphoma, NOS	0	1	1
	97023 Mature T-cell lymphoma, NOS	1	0	1
	97193 NK/T-cell lymphoma, nasal and nasal-type	0	1	1
C773	Lymph Nodes of axilla or arm	4	7	11
	96593 Hodgkin lymphoma, lymphocytic predominance, nodular	0	1	1
	96633 Hodgkin lymphoma, nodular sclerosis, NOS	0	1	1
	96803 Malignant lymphoma, large B-cell, diffuse, NOS	3	3	6
	96903 Follicular lymphoma, NOS	0	1	1
	96913 Follicular lymphoma, grade 2	0	1	1
	96953 Follicular lymphoma, grade 1	1	0	1

TABLE VIII : LYMPHOMA PATHOLOGY ACCORDING TO SITE (cont.)

CODE	SITE	No. of Cases		
		MALE	FEMALE	TOTAL
C774	Lymph Nodes: Leg	13	12	25
96633	Hodgkin lymphoma, nodular sclerosis, NOS	3	1	4
96733	Mantle cell lymphoma	0	1	1
96803	Malignant lymphoma, large B-cell, diffuse, NOS	3	6	9
96873	Burkitt lymphoma, NOS	0	1	1
96903	Follicular lymphoma, NOS	2	1	3
96913	Follicular lymphoma, grade 2	1	0	1
96993	Marginal zone B-cell lymphoma, NOS	1	1	2
97023	Mature T-cell lymphoma, NOS	3	0	3
97053	Angioimmunoblastic T-cell lymphoma	0	1	1
C775	Pelvic Lymph Nodes	2	1	3
96803	Malignant lymphoma, large B-cell, diffuse, NOS	2	0	2
96903	Follicular lymphoma, NOS	0	1	1
C778	Lymph Nodes: multiple region	0	1	1
96903	Follicular lymphoma, NOS	0	1	1
C779	Lymph Node NOS	1	2	3
96503	Hodgkin lymphoma, NOS	0	1	1
96803	Malignant lymphoma, large B-cell, diffuse, NOS	1	0	1
97083	Subcutaneous panniculitis-like-T-cell lymphoma	0	1	1

TABLE VIII : LYMPHOMA PATHOLOGY ACCORDING TO SITE (cont.)

CODE	SITE	No. of Cases		
		MALE	FEMALE	TOTAL
	EXTRANODAL LYMPHOMA	91	88	179
C019	Tongue: Base NOS	2	1	3
	96803 Malignant lymphoma, large B-cell, diffuse, NOS	1	1	2
	97023 Mature T-cell lymphoma, NOS	1	0	1
C030	Gum: Upper	0	1	1
	96803 Malignant lymphoma, large B-cell, diffuse, NOS	0	1	1
C079	Parotid Gland	1	1	2
	96803 Malignant lymphoma, large B-cell, diffuse, NOS	1	0	1
	96993 Marginal zone B-cell lymphoma, NOS	0	1	1
C080	Submandibular Gland	0	2	2
	96803 Malignant lymphoma, large B-cell, diffuse, NOS	0	1	1
	96993 Marginal zone B-cell lymphoma, NOS	0	1	1
C099	Tonsil NOS	6	5	11
	96733 Mantle cell lymphoma	1	0	1
	96803 Malignant lymphoma, large B-cell, diffuse, NOS	4	5	9
	97023 Mature T-cell lymphoma, NOS	1	0	1
C100	Vallecula	1	0	1
	96993 Marginal zone B-cell lymphoma, NOS	1	0	1
C109	Oropharynx NOS	1	0	1
	96803 Malignant lymphoma, large B-cell, diffuse, NOS	1	0	1
C119	Nasopharynx NOS	3	1	4
	96733 Mantle cell lymphoma	1	0	1
	96803 Malignant lymphoma, large B-cell, diffuse, NOS	1	1	2
	97193 NK/T-cell lymphoma, nasal and nasal-type	1	0	1
C129	Pyriform Sinus	1	0	1
	97023 Mature T-cell lymphoma, NOS	1	0	1
C163	Stomach: Pyl Antrum	1	0	1
	96803 Malignant lymphoma, large B-cell, diffuse, NOS	1	0	1
C169	Stomach, NOS	2	2	4
	96803 Malignant lymphoma, large B-cell, diffuse, NOS	1	1	2
	96993 Marginal zone B-cell lymphoma, NOS	1	1	2
C171	Jejunum	0	1	1
	96803 Malignant lymphoma, large B-cell, diffuse, NOS	0	1	1
C172	Ileum	1	0	1
	96993 Marginal zone B-cell lymphoma, NOS	1	0	1

TABLE VIII : LYMPHOMA PATHOLOGY ACCORDING TO SITE (cont.)

CODE	SITE	No. of Cases		
		MALE	FEMALE	TOTAL
C178	Small Intestine: Overlap	0	1	1
	97023 Mature T-cell lymphoma, NOS	0	1	1
C179	Small Intestine, NOS	1	0	1
	96803 Malignant lymphoma, large B-cell, diffuse, NOS	1	0	1
C180	Colon: Caecum	3	1	4
	96803 Malignant lymphoma, large B-cell, diffuse, NOS	3	1	4
C182	Colon: Ascending	1	1	2
	96803 Malignant lymphoma, large B-cell, diffuse, NOS	0	1	1
	96873 Burkitt lymphoma, NOS	1	0	1
C187	Colon: Sigmoid	1	0	1
	96733 Mantle cell lymphoma	1	0	1
C189	Colon NOS	0	2	2
	96733 Mantle cell lymphoma	0	1	1
	96803 Malignant lymphoma, large B-cell, diffuse, NOS	0	1	1
C199	Rectosigmoid Junction	1	1	2
	96803 Malignant lymphoma, large B-cell, diffuse, NOS	1	1	2
C220	Liver	3	0	3
	95913 Malignant lymphoma, non-Hodgkin, NOS	1	0	1
	96803 Malignant lymphoma, large B-cell, diffuse, NOS	2	0	2
C300	Nasal Cavity	5	4	9
	96803 Malignant lymphoma, large B-cell, diffuse, NOS	2	2	4
	97193 NK/T-cell lymphoma, nasal and nasal-type	3	2	5
C310	Maxillary Sinus	1	0	1
	96803 Malignant lymphoma, large B-cell, diffuse, NOS	1	0	1
C343	Lung: Lower Lobe	0	2	2
	96803 Malignant lymphoma, large B-cell, diffuse, NOS	0	1	1
	96993 Marginal zone B-cell lymphoma, NOS	0	1	1
C349	Lung NOS	0	1	1
	96703 Malignant lymphoma, small B lymphocytic, NOS	0	1	1
C380	Heart	1	1	2
	96803 Malignant lymphoma, large B-cell, diffuse, NOS	1	1	2
C381	Mediastinum: Anterior	5	1	6
	96633 Hodgkin lymphoma, nodular sclerosis, NOS	2	0	2
	96803 Malignant lymphoma, large B-cell, diffuse, NOS	3	1	4

TABLE VIII : LYMPHOMA PATHOLOGY ACCORDING TO SITE (cont.)

CODE	SITE	No. of Cases		
		MALE	FEMALE	TOTAL
C382	Mediastinum: Posterior	0	1	1
	96993 Marginal zone B-cell lymphoma, NOS	0	1	1
C383	Mediastinum NOS	1	0	1
	96793 Mediastinal large B-cell lymphoma	1	0	1
C384	Pleura NOS	0	2	2
	96803 Malignant lymphoma, large B-cell, diffuse, NOS	0	1	1
	96903 Follicular lymphoma, NOS	0	1	1
C412	Bone: Vertebral Column	1	2	3
	96803 Malignant lymphoma, large B-cell, diffuse, NOS	1	2	3
C414	Bone: Pelvic, Sacrum, Coccyx	0	1	1
	96903 Follicular lymphoma, NOS	0	1	1
C421	Bone Marrow	12	10	22
	95903 Malignant lymphoma, NOS	1	0	1
	95913 Malignant lymphoma, non-Hodgkin, NOS	1	1	2
	95963 Composite Hodgkin and non-Hodgkin lymphoma	0	1	1
	96503 Hodgkin lymphoma, NOS	0	1	1
	96803 Malignant lymphoma, large B-cell, diffuse, NOS	5	6	11
	96993 Marginal zone B-cell lymphoma, NOS	4	1	5
	97203 Malignant Histiocytosis (C96.1)	1	0	1
C422	Spleen	1	2	3
	96803 Malignant lymphoma, large B-cell, diffuse, NOS	1	1	2
	96893 Splenic marginal zone-B-cell lymphoma (C42.2)	0	1	1
C441	Eyelid	1	0	1
	96993 Marginal zone B-cell lymphoma, NOS	1	0	1
C443	Skin: Cheek ChinFaceForehead	1	1	2
	96993 Marginal zone B-cell lymphoma, NOS	0	1	1
	97003 Mycosis fungoides (C44._)	1	0	1
C445	Skin of Trunk	1	0	1
	97023 Mature T-cell lymphoma, NOS	1	0	1
C446	Skin of upper limb & shoulder	1	2	3
	97003 Mycosis fungoides (C44._)	0	2	2
	97143 Anaplastic large cell lymphoma, T cell and null cell type	1	0	1
C447	Skin of lower limb and hip	0	3	3
	96803 Malignant lymphoma, large B-cell, diffuse, NOS	0	1	1
	97083 Subcutaneous panniculitis-like-T-cell lymphoma	0	1	1
	97093 Cutaneous T-cell lymphoma, NOS (C44._)	0	1	1

TABLE VIII : LYMPHOMA PATHOLOGY ACCORDING TO SITE (cont.)

CODE	SITE	No. of Cases		
		MALE	FEMALE	TOTAL
C449	Skin NOS	2	1	3
	97003 Mycosis fungoides (C44._)	1	1	2
	97023 Mature T-cell lymphoma, NOS	1	0	1
C480	Retroperitoneum	0	2	2
	96803 Malignant lymphoma, large B-cell, diffuse, NOS	0	2	2
C481	Peritoneum: Specified pts	1	0	1
	96803 Malignant lymphoma, large B-cell, diffuse, NOS	1	0	1
C490	Connective: Head, Face, Neck	0	1	1
	96803 Malignant lymphoma, large B-cell, diffuse, NOS	0	1	1
C491	Connective Upperlimb Shoulder	1	0	1
	96803 Malignant lymphoma, large B-cell, diffuse, NOS	1	0	1
C492	Connective: Lower limb & hip	0	1	1
	96803 Malignant lymphoma, large B-cell, diffuse, NOS	0	1	1
C493	Connective: Thorax	0	1	1
	96803 Malignant lymphoma, large B-cell, diffuse, NOS	0	1	1
C508	Overlapping lesion of breast	0	2	2
	96803 Malignant lymphoma, large B-cell, diffuse, NOS	0	2	2
C509	Breast NOS	0	3	3
	96803 Malignant lymphoma, large B-cell, diffuse, NOS	0	2	2
	97023 Mature T-cell lymphoma, NOS	0	1	1
C539	Cervix uteri	0	1	1
	96803 Malignant lymphoma, large B-cell, diffuse, NOS	0	1	1
C569	Ovary	0	1	1
	96803 Malignant lymphoma, large B-cell, diffuse, NOS	0	1	1
C619	Prostate gland	1	0	1
	96803 Malignant lymphoma, large B-cell, diffuse, NOS	1	0	1
C629	Testis NOS	2	0	2
	96803 Malignant lymphoma, large B-cell, diffuse, NOS	2	0	2
C695	Lacrimal Gland	3	1	4
	96993 Marginal zone B-cell lymphoma, NOS	3	1	4
C696	Orbit NOS	5	2	7
	96803 Malignant lymphoma, large B-cell, diffuse, NOS	2	0	2
	96993 Marginal zone B-cell lymphoma, NOS	3	2	5

TABLE VIII : LYMPHOMA PATHOLOGY ACCORDING TO SITE (cont.)

CODE	SITE	No. of Cases		
		MALE	FEMALE	TOTAL
C699	Eye NOS	1	1	2
	96803 Malignant lymphoma, large B-cell, diffuse, NOS	0	1	1
	96993 Marginal zone B-cell lymphoma, NOS	1	0	1
C709	Meninges NOS	0	1	1
	96803 Malignant lymphoma, large B-cell, diffuse, NOS	0	1	1
C710	Cerebrum	1	2	3
	96803 Malignant lymphoma, large B-cell, diffuse, NOS	1	2	3
C711	Frontal Lobe	2	4	6
	96803 Malignant lymphoma, large B-cell, diffuse, NOS	2	3	5
	97123 Intravascular large B-cell lymphoma	0	1	1
C712	Temporal Lobe	0	1	1
	96803 Malignant lymphoma, large B-cell, diffuse, NOS	0	1	1
C713	Parietal Lobe	0	1	1
	96803 Malignant lymphoma, large B-cell, diffuse, NOS	0	1	1
C716	Cerebellum NOS	1	1	2
	96803 Malignant lymphoma, large B-cell, diffuse, NOS	1	0	1
	97193 NK/T-cell lymphoma, nasal and nasal-type	0	1	1
C719	Brain NOS	1	0	1
	96803 Malignant lymphoma, large B-cell, diffuse, NOS	1	0	1
C720	Spinal Cord	0	1	1
	96803 Malignant lymphoma, large B-cell, diffuse, NOS	0	1	1
C729	Nervous System NOS	3	2	5
	96733 Mantle cell lymphoma	0	1	1
	96803 Malignant lymphoma, large B-cell, diffuse, NOS	3	1	4
C739	Thyroid Gland	3	1	4
	96803 Malignant lymphoma, large B-cell, diffuse, NOS	2	1	3
	96993 Marginal zone B-cell lymphoma, NOS	1	0	1
C749	Adrenal Gland NOS	0	2	2
	96713 Malignant lymphoma, lymphoplasmacytic	0	1	1
	96803 Malignant lymphoma, large B-cell, diffuse, NOS	0	1	1
C761	Thorax NOS	1	0	1
	96993 Marginal zone B-cell lymphoma, NOS	1	0	1
C762	Abdomen NOS	0	1	1
	96803 Malignant lymphoma, large B-cell, diffuse, NOS	0	1	1

TABLE VIII : LYMPHOMA PATHOLOGY ACCORDING TO SITE (cont.)

CODE	SITE	No. of Cases		
		MALE	FEMALE	TOTAL
C763	Pelvis NOS	1	0	1
	97023 Mature T-cell lymphoma, NOS	1	0	1
C764	Upper Limb NOS	0	1	1
	96993 Marginal zone B-cell lymphoma, NOS	0	1	1
C809	Unknown Primary Site	2	0	2
	96803 Malignant lymphoma, large B-cell, diffuse, NOS	1	0	1
	96993 Marginal zone B-cell lymphoma, NOS	1	0	1

TABLE IX : MALIGNANT LYMPHOMA BY PATHOLOGY

CODE	SITE	No. of Cases		
		MALE	FEMALE	TOTAL
	GRAND TOTAL	157	168	325
	MALIGNANT LYMPHOMA, NOS OR DIFFUSE	3	2	5
95903	Malignant lymphoma, NOS	2	0	2
95963	Composite Hodgkin and non-Hodgkin lymphoma	1	2	3
	HODGKINS DISEASE	11	14	25
96503	Hodgkin lymphoma, NOS	3	5	8
96523	Hodgkin lymphoma, mixed cellularity, NOS	1	1	2
96593	Hodgkin lymphoma, lymphocytic predominance, nodular	0	1	1
96633	Hodgkin lymphoma, nodular sclerosis, NOS	5	7	12
96653	Hodgkin lymphoma, nodular sclerosis, grade 1	1	0	1
96673	Hodgkin lymphoma, nodular sclerosis, grade 2	1	0	1
	NON-HODGKINS DISEASE	143	152	295
95913	Malignant lymphoma, non-Hodgkin, NOS	4	1	5
96703	Malignant lymphoma, small B lymphocytic, NOS	0	2	2
96713	Malignant lymphoma, lymphoplasmacytic	1	1	2
96733	Mantle cell lymphoma	4	3	7
96793	Mediastinal large B-cell lymphoma	1	0	1
96803	Malignant lymphoma, large B-cell, diffuse, NOS	83	96	179
96873	Burkitt lymphoma, NOS	1	2	3
96893	Splenic marginal zone-B-cell lymphoma (C42.2)	0	1	1
96903	Follicular lymphoma, NOS	2	8	10
96913	Follicular lymphoma, grade 2	2	1	3
96953	Follicular lymphoma, grade 1	3	1	4
96983	Follicular lymphoma, grade 3	0	1	1
96993	Marginal zone B-cell lymphoma, NOS	21	16	37
97003	Mycosis fungoides (C44._)	2	3	5
97023	Mature T-cell lymphoma, NOS	12	5	17
97053	Angioimmunoblastic T-cell lymphoma	1	3	4
97083	Subcutaneous panniculitis-like-T-cell lymphoma	0	2	2
97093	Cutaneous T-cell lymphoma, NOS (C44._)	0	1	1
97123	Intravascular large B-cell lymphoma	0	1	1
97143	Anaplastic large cell lymphoma, T cell and null cell type	1	0	1
97193	NK/T-cell lymphoma, nasal and nasal-type	4	4	8
97203	Malignant Histiocytosis (C96.1)	1	0	1

TABLE X : LYMPHOMA INCIDENCE BY AGE GROUP

AGE	MALE		FEMALE		TOTAL	
	n	%	n	%	n	%
ALL AGE GROUP	157	100.00	168	100.00	325	100.00
5+	0	0.00	1	0.60	1	0.31
10+	3	1.91	3	1.79	6	1.85
15+	2	1.27	4	2.38	6	1.85
20+	5	3.18	3	1.79	8	2.46
25+	6	3.82	4	2.38	10	3.08
30+	5	3.18	4	2.38	9	2.77
35+	3	1.91	7	4.17	10	3.08
40+	6	3.82	3	1.79	9	2.77
45+	8	5.10	6	3.57	14	4.31
50+	13	8.28	13	7.74	26	8.00
55+	15	9.55	21	12.50	36	11.08
60+	20	12.74	28	16.67	48	14.77
65+	19	12.10	21	12.50	40	12.31
70+	15	9.55	25	14.88	40	12.31
75+	11	7.01	12	7.14	23	7.08
80+	15	9.55	7	4.17	22	6.77
85+	9	5.73	5	2.98	14	4.31
90+	2	1.27	1	0.60	3	0.92

FIGURE X.I : LYMPHOMA INCIDENCE BY AGE GROUP

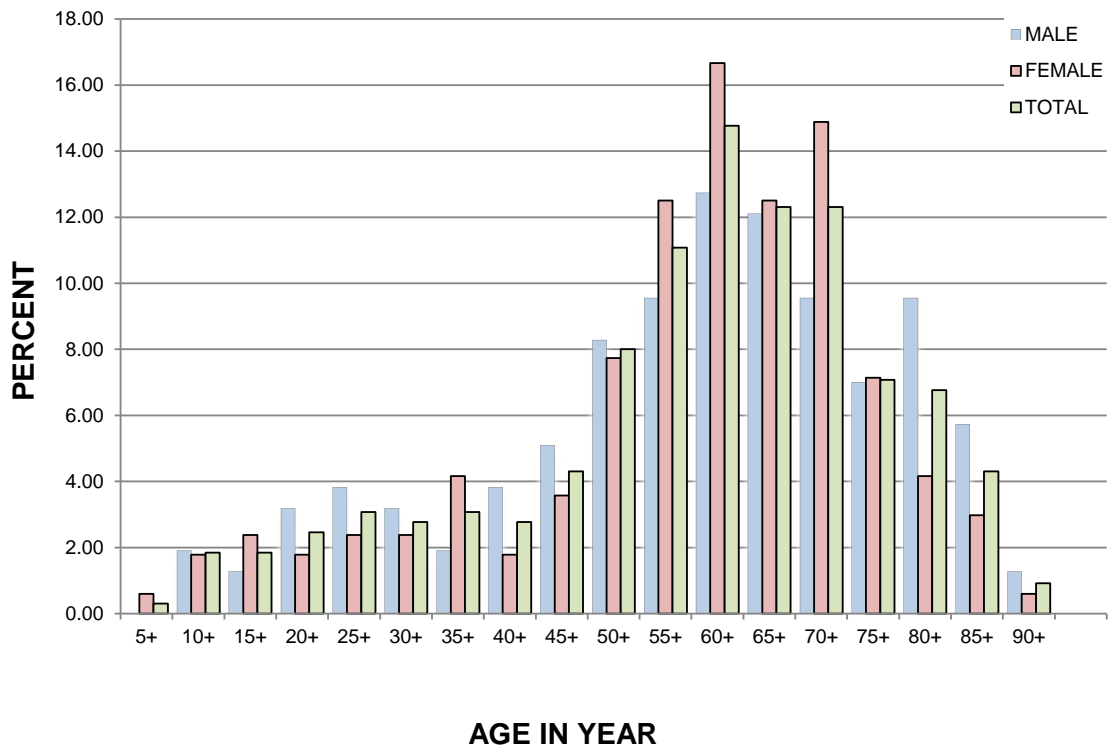


TABLE XI : LEADING CANCER

SITE	MALE	FEMALE	TOTAL	%
ALL SITES	2209	2791	5000	100.00
BREAST	0	1140	1140	22.80
LIVER	557	215	772	15.44
LOWER GI	357	289	646	12.92
LUNG	341	253	594	11.88
PROSTATE	409	0	409	8.18
THYROID	67	296	363	7.26
ORAL CAVITY	199	86	285	5.70
HEMATOPOIETIC	152	128	280	5.60
SKIN	127	135	262	5.24
GYNE	0	249	249	4.98

FIGURE XI.I : LEADING CANCER

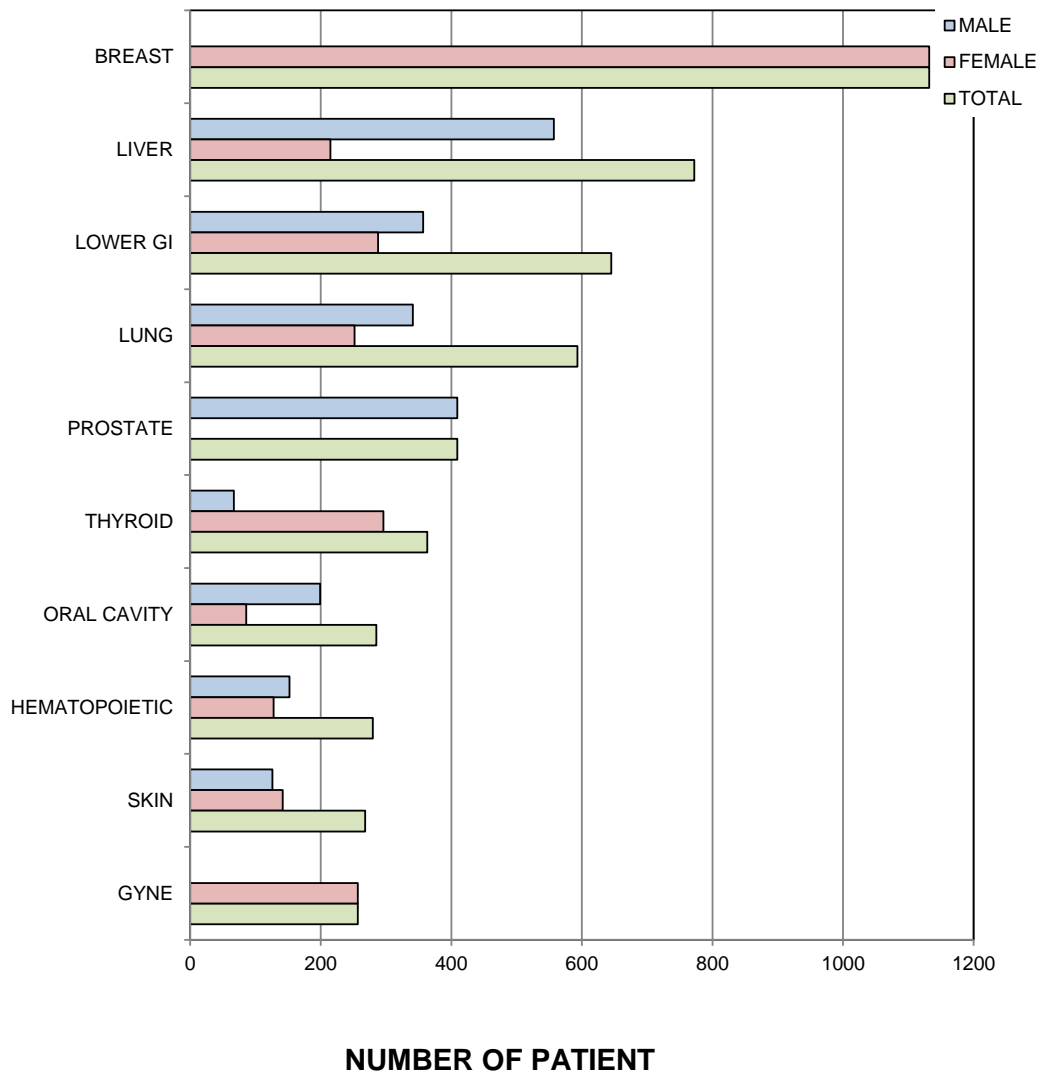


TABLE XII : LEADING CANCER IN MALE

SITE	MALE	%
ALL SITES	2570	100.00
LIVER	557	21.67
PROSTATE	409	15.91
LOWER GI	357	13.89
LUNG	341	13.27
ORAL CAVITY	199	7.74
URO	154	5.99
HEMATOPOIETIC	152	5.91
EAR, NOSE, THROAT	146	5.68
UPPER GI	128	4.98
SKIN	127	4.94

FIGURE XII.I : LEADING CANCER IN MALE

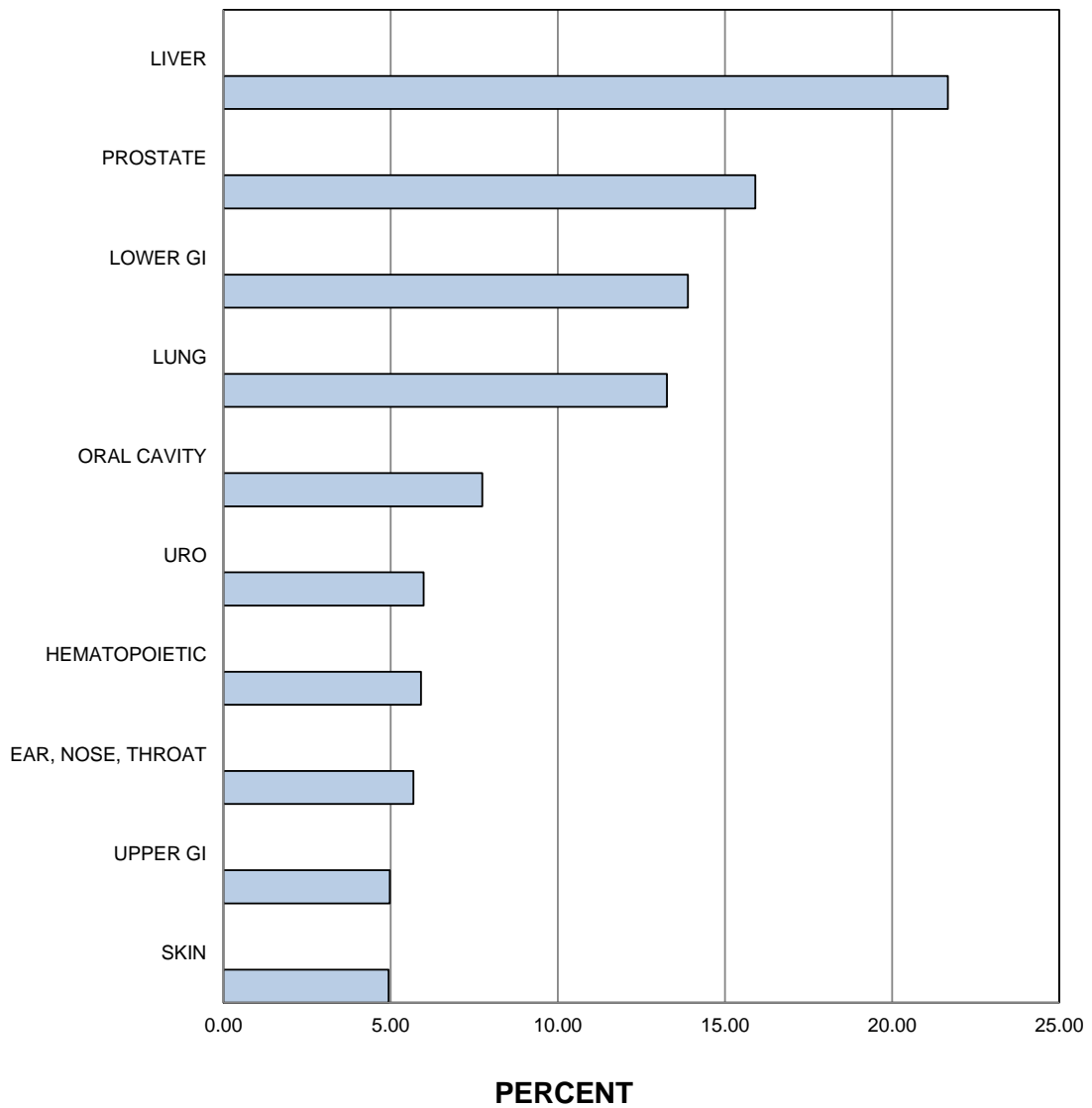


TABLE XIII : LEADING CANCER IN FEMALE

SITE	FEMALE	%
ALL SITES	3073	100.00
BREAST	1140	37.10
THYROID	296	9.63
LOWER GI	289	9.40
LUNG	253	8.23
GYNE	249	8.10
LIVER	215	7.00
CERVIX	194	6.31
OVARY	174	5.66
SKIN	135	4.39
HEMATOPOIETIC	128	4.17

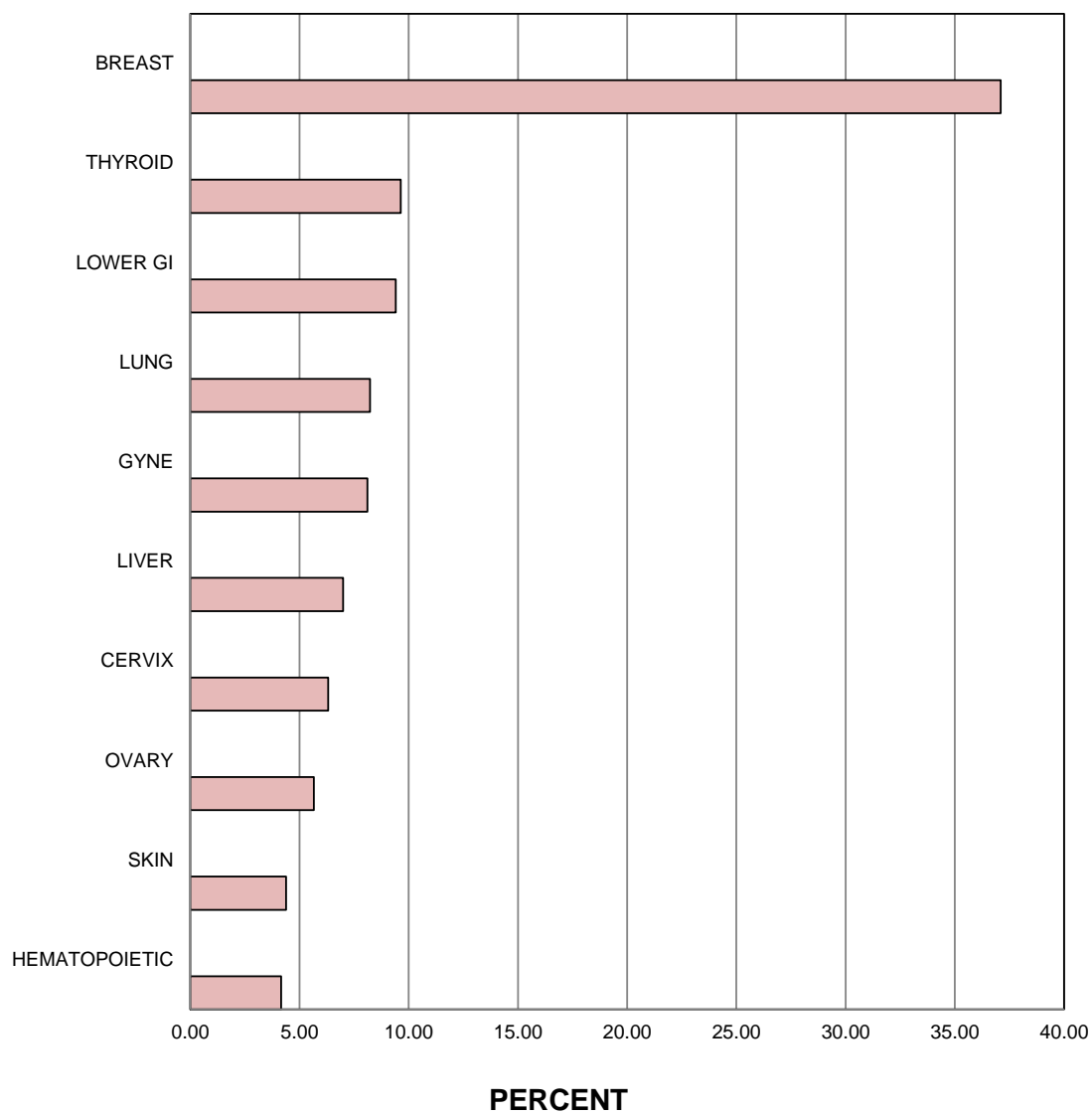
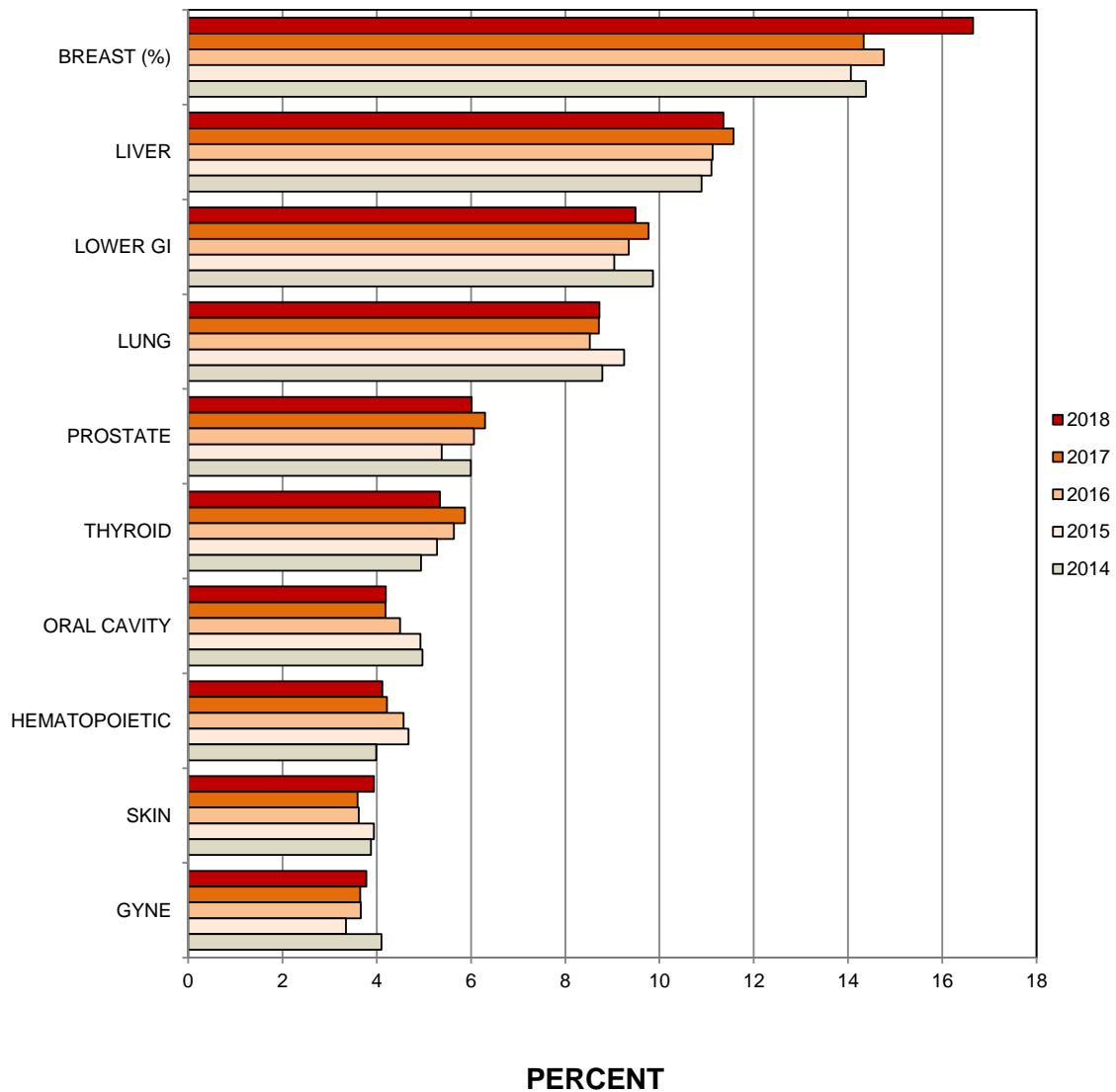
FIGURE XIII.I : LEADING CANCER IN FEMALE

TABLE XIV: 5 YEAR TRENDS OF INCIDENCE (2014 - 2018)

SITE	2018	2017	2016	2015	2014
ALL SITES (cases)	6797	7069	6632	7082	6439
BREAST	16.77	14.33	14.76	14.06	14.38
LIVER	11.36	11.57	11.13	11.10	10.89
LOWER GI	9.50	9.77	9.35	9.04	9.86
LUNG	8.74	8.71	8.52	9.25	8.79
PROSTATE	6.02	6.30	6.06	5.38	5.99
THYROID	5.34	5.87	5.64	5.28	4.94
ORAL CAVITY	4.19	4.19	4.49	4.93	4.97
HEMATOPOIETIC	4.12	4.22	4.57	4.67	3.99
SKIN	3.85	3.59	3.62	3.94	3.88
GYNE	3.66	3.65	3.66	3.35	4.10

FIGURE XIV : 5 YEAR TRENDS OF INCIDENCE (2014 - 2018)



THE COMMITTEE OF SIRIRAJ CANCER REGISTRY

Visit	Vamvanit	MD.	Consultant
Pairat	Tepmongkol	MD.	Consultant
Cheerasook	Chongkolwatana	MD.	Consultant
Adune	Ratanawichitrasin	MD.	Consultant
Suwanit	Therasakvichya	MD.	Consultant
Vitoon	Chinswangwatanakul	MD.	Chairman of the Committee
Asada	Methasade	MD.	Vice-Chairman of the Committee
Woramin	Rainsuwan	MD.	Lower Gastrointestinal Cancer Group
Rapin	Phimolsarnti	MD.	Bone and Soft Tissue Cancer Group
Sanan	Visuthisakchai	MD.	Hematologic malignancy and Lymphoma Group
Paiboon	Sureepong	MD.	Head-Neck Cancer Group
Chaiyoung	Nualyoung	MD.	Urology and Male Genital Organ Cancer Group
Punnarek	Thongcharoen	MD.	Lung Cancer Group
Rungsima	Wanitphakdeedecha	MD.	Skin Cancer Group
Mongkol	Laohapensang	MD.	PediatricsCancer Group
Supot	Nimanong	MD.	Liver Cancer Group
Sarun	Nunta-Aree	MD.	Brain Cancer Group
Suebwing	Chuthapisith	MD.	Breast Cancer Group
Cheerasook	Chongklwatana	MD.	Thyroid Cancer Group
Apichat	Asavamongkolkul	MD.	Committee
Sirirat	Kooptiwoot	MD.	Committee
Jamsak	Tscheikuna	MD.	Committee
KleebSabai	Sanpakit	MD.	Committee
Janjira	Petsusiri	MD.	Committee
Nan	Suntornpong	MD.	Committee
Charuwan	Akewanlop	MD.	Committee
Chanin	Limwongse	MD.	Committee
Archrob	Khuhapinant	MD.	Committee
Benjapa	Khiewwan	MD.	Committee
Ployploen	Phikulsod	MD.	Committee
Prapat	Suriyaphol	MD.	Committee
Siwanon	Jirawatnotai	MD.	Committee
Somponnat	Sampattavanich	MD.	Committee
Bhoom	Suktitipat	MD.	Committee
Sith	Sathornsumetee	MD.	Committee
Krittiya	Korphaisarn	MD.	Committee
Thammawat	Parakonthun	MD.	Committee
Somsri	Ratanawichitrasin	MD.	Vice-Chairman of the Committee and Secretary

OFFICE STAFF AND CODERS

Thanit	Hirankhup	Wararat	Choochan
Mattana	Saengta	Kanokporn	Thamapala
Siriporn	Timpasert	Cholticha	Songjang
Pornphan	Raknoi	Tippawan	Gerdsuriwong
Phimpakan	Thepkan	Tanaporn	Chokkit
Dolaya	Darachart	Supatee	Karakate
Thapanee	Sae-jang		