

SIRIRAJ CANCER REGISTRY

2019



SIRIRAJ CANCER CENTER
FACULTY OF MEDICINE SIRIRAJ HOSPITAL
MAHIDOL UNIVERSITY THAILAND
ISSN 00857-3840

SIRIRAJ CANCER REGISTRY

2019



EDITOR

Dr. Vitoon Chinswangwatanakul

SIRIRAJ CANCER CENTER
FACULTY OF MEDICINE SIRIRAJ HOSPITAL
MAHIDOL UNIVERSITY THAILAND
ISSN 00857-3840

Introduction

In 2019, Siriraj Cancer Center has approached to the 74th year anniversary. During such a long journey, our organization has experienced various changes from time to time. We remains working determinedly to collaborate the multidisciplinary cancer care for the Faculty of Medicine Siriraj Hospital. The cancer registry is still our principle responsibility to provide the trustworthy information of patients with cancers treated in Siriraj Hospital. To deliver the informative clinical data of patients with cancers, this year we released the 51st Annual Report of Siriraj Hospital-based Cancer Registration. This “Siriraj Cancer Registration 2019” Annual Report is the result of intensive analysis from our coders and IT team. Without the supervision from many medical consultants and specialists, this report would not be possible. In the year 2019, we served 3,066,095 hospital visits. From this number, 554,282 were new patients, including 6,981 new patients with cancer who were treated in Faculty of Medicine Siriraj Hospital.

I would like to thank the kind support from the Medical Record Service, Medical Information Technology Service, Department of Pathology, Clinical Pathology, Microbiology, Immunology, Radiology, Surgery, Medicine, Orthopedic Surgery, Ophthalmology, Oto-rhino-laryngology, Pediatrics, Obstetrics and Gynecology, for continuously providing the constructive data. I would like to thank members of the Siriraj Cancer Center Organization Committee and all staffs in Siriraj Cancer Center who worked determinedly as a magnificent team. It would be very grateful if any part of informations in this report could be used for improving the quality of service as well as the quality of life for patients with cancer.



Dr. Vitoon Chinswangwatanakul MD PhD
Chairman of Siriraj Cancer Center
Faculty of Medicine Siriraj Hospital
Mahidol University

SIRIRAJ CANCER CENTER

SIRIRAJ CANCER RIGISTRY 2019

Table of contents

| | | |
|-------------|--|----|
| Table I: | Number of patients | 1 |
| Table II: | Quality of diagnosis | 1 |
| Table III: | Primary site | 1 |
| Table IV: | Incidence by age group | 8 |
| | Figure IV.I: Incidence by age group | 8 |
| Table V: | Primary site by age group | 9 |
| Table VI: | Pathology according to site | 28 |
| Table VII: | Primary site in childhood by age group | 46 |
| Table VIII: | Lymphoma pathology according to site | 47 |
| Table IX: | Lymphoma by pathology | 55 |
| Table X: | Lymphoma incidence by age group | 56 |
| | Figure X.I: Lymphoma incidence by age group | 56 |
| Table XI: | Leading cancer | 57 |
| | Figure XI.I: Leading cancer | 57 |
| Table XII: | Leading cancer in male | 58 |
| | Figure XII.I: Leading cancer in male | 58 |
| Table XIII: | Leading cancer in female | 59 |
| | Figure XIII.I: Leading cancer in female | 59 |
| Table XIV: | 5 year trends of incidence (2015 - 2019) | 60 |
| | Figure XIV.I: 5 year trends of incidence (2015 - 2019) | 60 |

2019

TABLE I : NUMBER OF PATIENTS

| Type of patient | No. of cases |
|-----------------------------|--------------|
| Total No. of patient visits | 3,066,095 |
| Total No. of patients | 554,282 |
| Total No. of new cancer | 6,981 |

Cancer incidence was 1.26 %

TABLE II : QUALITY OF DIAGNOSIS

| Diagnosed by | Number | Percentage |
|------------------------|--------|------------|
| Histological Pathology | 6,355 | 91.03 |
| Clinical & Imaging | 626 | 8.97 |
| Total | 6,981 | 100.00 |

TABLE III : PRIMARY SITE

| CODE | SITE | No. of Cases | | | % |
|---|----------------------------|--------------|-----------|------------|-------------|
| | | MALE | FEMALE | TOTAL | |
| | GRAND TOTAL | 3,212 | 3,769 | 6,981 | 100.00 |
| C00 - C14 LIP, ORAL CAVITY AND PHARYNX | | 248 | 89 | 337 | 4.83 |
| C001 | External Lip: Lower NOS | 1 | 6 | 7 | 0.10 |
| C019 | Tongue: Base NOS | 26 | 4 | 30 | 0.43 |
| C021 | Tongue: Border, Tip | 2 | 0 | 2 | 0.03 |
| C022 | Tongue: Ventral NOS | 2 | 0 | 2 | 0.03 |
| C029 | Tongue: NOS | 22 | 21 | 43 | 0.62 |
| C030 | Gum: Upper | 1 | 3 | 4 | 0.06 |
| C031 | Gum: Lower | 6 | 8 | 14 | 0.20 |
| C039 | Gum NOS | 2 | 0 | 2 | 0.03 |
| C049 | Floor of Mouth NOS | 15 | 3 | 18 | 0.26 |
| C050 | Hard Palate | 2 | 2 | 4 | 0.06 |
| C051 | Soft Palate NOS | 6 | 0 | 6 | 0.09 |
| C058 | Palate: Overlapping | 1 | 0 | 1 | 0.01 |
| C060 | Cheek Mucosa | 4 | 6 | 10 | 0.14 |
| C062 | Retromolar Area | 1 | 0 | 1 | 0.01 |
| C069 | Mouth NOS | 1 | 0 | 1 | 0.01 |
| C079 | Parotid Gland | 6 | 9 | 15 | 0.21 |
| C080 | Submandibular Gland | 5 | 0 | 5 | 0.07 |
| C099 | Tonsil NOS | 27 | 4 | 31 | 0.44 |
| C109 | Oropharynx NOS | 17 | 1 | 18 | 0.26 |
| C110 | Nasopharynx: Superior Wall | 1 | 0 | 1 | 0.01 |
| C119 | Nasopharynx NOS | 65 | 22 | 87 | 1.25 |
| C129 | Pyramidal Sinus | 13 | 0 | 13 | 0.19 |
| C130 | Hypopharynx: Postcricoid | 3 | 0 | 3 | 0.04 |

TABLE III : PRIMARY SITE (cont.)

| CODE | SITE | No. of Cases | | | % |
|------------------|--|--------------|------------|-------------|--------------|
| | | MALE | FEMALE | TOTAL | |
| C132 | Hypopharynx: Poster Wall | 3 | 0 | 3 | 0.04 |
| C139 | Hypopharynx NOS | 14 | 0 | 14 | 0.20 |
| C140 | Pharynx NOS | 2 | 0 | 2 | 0.03 |
| C119 | MULTIPLE PRIMARY OF NASOPHARYNX NOS | 0 | 1 | 1 | 0.01 |
| C770 | Lymph Nodes: Head, Face and Neck | 0 | 1 | 1 | 0.01 |
| C15 - C26 | DIGESTIVE ORGANS | 1147 | 750 | 1897 | 27.17 |
| C150 | Esophagus: Cervical | 1 | 0 | 1 | 0.01 |
| C151 | Esophagus: Thoracic | 20 | 2 | 22 | 0.32 |
| C153 | Esophagus: Upper Third | 2 | 0 | 2 | 0.03 |
| C154 | Esophagus: Middle Third | 11 | 2 | 13 | 0.19 |
| C155 | Esophagus: Lower Third | 3 | 1 | 4 | 0.06 |
| C158 | Esophagus: Overlapping | 3 | 0 | 3 | 0.04 |
| C159 | Esophagus NOS | 28 | 1 | 29 | 0.42 |
| C160 | Stomach: Cardia NOS | 10 | 5 | 15 | 0.21 |
| C162 | Stomach: Body | 2 | 9 | 11 | 0.16 |
| C163 | Stomach: Pyl Antrum | 12 | 9 | 21 | 0.30 |
| C164 | Stomach: Pylorus | 0 | 2 | 2 | 0.03 |
| C165 | Stomach: Less Curv | 0 | 1 | 1 | 0.01 |
| C166 | Stomach: Great Curv | 1 | 1 | 2 | 0.03 |
| C168 | Stomach: Overlapping | 3 | 1 | 4 | 0.06 |
| C169 | Stomach, NOS | 19 | 32 | 51 | 0.73 |
| C170 | Duodenum | 4 | 9 | 13 | 0.19 |
| C171 | Jejunum | 0 | 1 | 1 | 0.01 |
| C172 | Ileum | 2 | 1 | 3 | 0.04 |
| C179 | Small Intestine, NOS | 2 | 1 | 3 | 0.04 |
| C180 | Colon: Caecum | 16 | 21 | 37 | 0.53 |
| C181 | Colon: Appendix | 0 | 8 | 8 | 0.11 |
| C182 | Colon: Ascending | 25 | 30 | 55 | 0.79 |
| C183 | Colon: Hepatic Flexure | 13 | 9 | 22 | 0.32 |
| C184 | Colon: Transverse | 20 | 23 | 43 | 0.62 |
| C185 | Colon: Splenic Flexure | 7 | 5 | 12 | 0.17 |
| C186 | Colon: Descending | 25 | 11 | 36 | 0.52 |
| C187 | Colon: Sigmoid | 81 | 68 | 149 | 2.13 |
| C188 | Colon: Overlapping | 2 | 3 | 5 | 0.07 |
| C189 | Colon NOS | 4 | 8 | 12 | 0.17 |
| C199 | Rectosigmoid Junction | 38 | 24 | 62 | 0.89 |
| C209 | Rectum NOS | 150 | 104 | 254 | 3.64 |
| C211 | Anal Canal | 5 | 3 | 8 | 0.11 |
| C220 | Liver | 477 | 187 | 664 | 9.51 |
| C221 | Intrahepatic Bile Duct | 48 | 49 | 97 | 1.39 |
| C239 | Gallbladder | 5 | 18 | 23 | 0.33 |
| C240 | Extrahepatic Bile Duct | 18 | 14 | 32 | 0.46 |
| C241 | Ampulla of Vater | 10 | 10 | 20 | 0.29 |
| C250 | Pancreas: Head | 45 | 28 | 73 | 1.05 |
| C251 | Pancreas: Body | 11 | 18 | 29 | 0.42 |

TABLE III : PRIMARY SITE (cont.)

| CODE | SITE | No. of Cases | | | % |
|------------------|---|--------------|------------|------------|--------------|
| | | MALE | FEMALE | TOTAL | |
| C252 | Pancreas: Tail | 7 | 7 | 14 | 0.20 |
| C253 | Pancreatic Duct | 0 | 1 | 1 | 0.01 |
| C257 | Pancreas Other | 0 | 2 | 2 | 0.03 |
| C258 | Pancreas: Overlapping | 1 | 4 | 5 | 0.07 |
| C259 | Pancreas NOS | 16 | 15 | 31 | 0.44 |
| C269 | Gastrointestinal Tract NOS | 0 | 2 | 2 | 0.03 |
| C189 | MULTIPLE PRIMARY OF COLON NOS | 1 | 1 | 2 | 0.03 |
| C763 | Pelvis NOS | 1 | 0 | 1 | 0.01 |
| C772 | Intra-abdominal LymphNodes | 0 | 1 | 1 | 0.01 |
| C209 | MULTIPLE PRIMARY RECTUM NOS | 1 | 1 | 2 | 0.03 |
| C763 | Pelvis NOS | 1 | 1 | 2 | 0.03 |
| C30 - C39 | RESPIRATORY AND INTRATHORACIC ORGANS | 454 | 306 | 760 | 10.89 |
| C300 | Nasal Cavity | 13 | 12 | 25 | 0.36 |
| C310 | Maxillary Sinus | 12 | 3 | 15 | 0.21 |
| C311 | Ethmoid Sinus | 1 | 0 | 1 | 0.01 |
| C320 | Glottis | 38 | 2 | 40 | 0.57 |
| C321 | Supraglottis | 28 | 3 | 31 | 0.44 |
| C328 | Larynx: Overlapping | 4 | 2 | 6 | 0.09 |
| C329 | Larynx NOS | 3 | 1 | 4 | 0.06 |
| C339 | Trachea | 1 | 2 | 3 | 0.04 |
| C340 | Bronchus: Main | 1 | 2 | 3 | 0.04 |
| C341 | Lung: Upper Lobe | 155 | 109 | 264 | 3.78 |
| C342 | Lung: Middle Lobe | 17 | 14 | 31 | 0.44 |
| C343 | Lung: Lower Lobe | 97 | 94 | 191 | 2.74 |
| C348 | Lung, Bronchus: Overlap | 0 | 2 | 2 | 0.03 |
| C349 | Lung NOS | 62 | 43 | 105 | 1.50 |
| C379 | Thymus | 1 | 2 | 3 | 0.04 |
| C380 | Heart | 1 | 0 | 1 | 0.01 |
| C381 | Mediastinum: Anterior | 13 | 8 | 21 | 0.30 |
| C382 | Mediastinum: Posterior | 2 | 2 | 4 | 0.06 |
| C383 | Mediastinum NOS | 1 | 2 | 3 | 0.04 |
| C384 | Pleura NOS | 4 | 3 | 7 | 0.10 |
| C40 - C41 | BONE AND CARTILAGE | 24 | 23 | 47 | 0.67 |
| C400 | Bone: Upper Long | 1 | 5 | 6 | 0.09 |
| C402 | Bone: Lower Long | 4 | 8 | 12 | 0.17 |
| C403 | Bone: Lower Short | 2 | 0 | 2 | 0.03 |
| C410 | Bone: Skull and Face | 3 | 2 | 5 | 0.07 |
| C411 | Bone: Mandible | 3 | 0 | 3 | 0.04 |
| C412 | Bone: Vertebral Column | 4 | 6 | 10 | 0.14 |
| C413 | Bone: Rib, Sternum, Clavicle | 1 | 0 | 1 | 0.01 |
| C414 | Bone: Pelvic, Sacrum, Coccyx | 6 | 2 | 8 | 0.11 |

TABLE III : PRIMARY SITE (cont.)

| CODE | SITE | No. of Cases | | | % |
|--|-------------------------------|--------------|-------------|-------------|--------------|
| | | MALE | FEMALE | TOTAL | |
| C42 HEMATOPOIETIC AND RETICULOENDOTHELIAL SYSTEMS | | 187 | 152 | 339 | 4.86 |
| C421 | Bone Marrow | 186 | 152 | 338 | 4.84 |
| C422 | Spleen | 1 | 0 | 1 | 0.01 |
| C44 SKIN | | 122 | 142 | 264 | 3.78 |
| C440 | Skin of lip, NOS | 2 | 4 | 6 | 0.09 |
| C441 | Eyelid | 8 | 6 | 14 | 0.20 |
| C442 | External Ear | 12 | 10 | 22 | 0.32 |
| C443 | Skin: Cheek ChinFaceForehead | 44 | 58 | 102 | 1.46 |
| C444 | Skin of Scalp and Neck | 7 | 10 | 17 | 0.24 |
| C445 | Skin of Trunk | 18 | 21 | 39 | 0.56 |
| C446 | Skin of upper limb & shoulder | 13 | 14 | 27 | 0.39 |
| C447 | Skin of lower limb and hip | 17 | 18 | 35 | 0.50 |
| C449 | Skin NOS | 1 | 1 | 2 | 0.03 |
| C48 - C49 RETROPERITONEUM AND PERITONEUM | | 43 | 67 | 110 | 1.58 |
| C480 | Retroperitoneum | 10 | 14 | 24 | 0.34 |
| C481 | Peritoneum: Specified pts | 2 | 3 | 5 | 0.07 |
| C482 | Peritoneum NOS | 0 | 9 | 9 | 0.13 |
| C490 | Connective: Head, Face, Neck | 5 | 2 | 7 | 0.10 |
| C491 | Connective Upperlimb Shoulder | 6 | 8 | 14 | 0.20 |
| C492 | Connective: Lower limb & hip | 12 | 15 | 27 | 0.39 |
| C493 | Connective: Thorax | 1 | 6 | 7 | 0.10 |
| C494 | Connective: Abdomen | 1 | 5 | 6 | 0.09 |
| C495 | Connective: Pelvis | 0 | 3 | 3 | 0.04 |
| C496 | Connective: Trunk NOS | 5 | 2 | 7 | 0.10 |
| C499 | Connective NOS | 1 | 0 | 1 | 0.01 |
| C50 BREAST | | 2 | 1071 | 1073 | 15.37 |
| C500 | Nipple | 0 | 15 | 15 | 0.21 |
| C501 | Central portion of breast | 2 | 78 | 80 | 1.15 |
| C502 | Upper-inner quadrant breast | 0 | 122 | 122 | 1.75 |
| C503 | Lower-inner quadrant breast | 0 | 57 | 57 | 0.82 |
| C504 | Upper-outer quadrant breast | 0 | 375 | 375 | 5.37 |
| C505 | Lower-outer quadrant breast | 0 | 69 | 69 | 0.99 |
| C506 | Axillary tail of breast | 0 | 1 | 1 | 0.01 |
| C508 | Overlapping lesion of breast | 0 | 197 | 197 | 2.82 |
| C509 | Breast NOS | 0 | 157 | 157 | 2.25 |
| C509 MULTIPLE PRIMARY OF BREAST | | 0 | 6 | 6 | 0.09 |
| C445 | Skin of Trunk | 0 | 5 | 5 | 0.07 |
| C773 | Lymph Nodes of axilla or arm | 0 | 1 | 1 | 0.01 |

TABLE III : PRIMARY SITE (cont.)

| CODE | SITE | No. of Cases | | | |
|--|-----------------------------|--------------|------------|------------|-------------|
| | | MALE | FEMALE | TOTAL | % |
| C51 - C58 FEMALE GENITAL ORGANS | | 0 | 587 | 587 | 8.41 |
| C510 | Labium majus | 0 | 2 | 2 | 0.03 |
| C519 | Vulva NOS | 0 | 15 | 15 | 0.21 |
| C529 | Vagina NOS | 0 | 8 | 8 | 0.11 |
| C539 | Cervix uteri | 0 | 196 | 196 | 2.81 |
| C541 | Endometrium | 0 | 187 | 187 | 2.68 |
| C542 | Myometrium | 0 | 4 | 4 | 0.06 |
| C548 | Corpus uteri: Overlap | 0 | 6 | 6 | 0.09 |
| C549 | Corpus uteri | 0 | 3 | 3 | 0.04 |
| C559 | Uterus NOS | 0 | 14 | 14 | 0.20 |
| C569 | Ovary | 0 | 140 | 140 | 2.01 |
| C570 | Fallopian tube | 0 | 4 | 4 | 0.06 |
| C574 | Uterine adnexa | 0 | 1 | 1 | 0.01 |
| C589 | Placenta | 0 | 7 | 7 | 0.10 |
| C539 MULTIPLE PRIMARY OF CERVIX UTERI | | 0 | 3 | 3 | 0.04 |
| C529 | Vagina NOS | 0 | 3 | 3 | 0.04 |
| C541 MULTIPLE PRIMARY OF ENDOMETRIUM | | 0 | 8 | 8 | 0.11 |
| C529 | Vagina NOS | 0 | 4 | 4 | 0.06 |
| C772 | Intra-abdominal Lymph Nodes | 0 | 3 | 3 | 0.04 |
| C775 | Pelvic Lymph Nodes | 0 | 1 | 1 | 0.01 |
| C569 MULTIPLE PRIMARY OF OVARY | | 0 | 9 | 9 | 0.13 |
| C529 | Vagina NOS | 0 | 5 | 5 | 0.07 |
| C495 | Connective: Pelvis | 0 | 1 | 1 | 0.01 |
| C763 | Pelvis NOS | 0 | 2 | 2 | 0.03 |
| C775 | Pelvic Lymph Nodes | 0 | 1 | 1 | 0.01 |
| C570 MULTIPLE PRIMARY OF FALLOPIAN TUBE | | 0 | 1 | 1 | 0.01 |
| C529 | Vagina NOS | 0 | 1 | 1 | 0.01 |
| C60 - C63 MALE GENITAL ORGANS | | 523 | 0 | 523 | 7.49 |
| C601 | Glans penis | 1 | 0 | 1 | 0.01 |
| C609 | Penis NOS | 6 | 0 | 6 | 0.09 |
| C619 | Prostate gland | 502 | 0 | 502 | 7.19 |
| C620 | Undescended testis | 1 | 0 | 1 | 0.01 |
| C629 | Testis NOS | 11 | 0 | 11 | 0.16 |
| C631 | Spermatic cord | 1 | 0 | 1 | 0.01 |
| C632 | Scrotum NOS | 1 | 0 | 1 | 0.01 |
| C64 - C68 URINARY TRACT | | 189 | 103 | 292 | 4.18 |
| C649 | Kidney NOS | 78 | 54 | 132 | 1.89 |
| C659 | Renal pelvis | 8 | 5 | 13 | 0.19 |
| C669 | Ureter | 14 | 8 | 22 | 0.32 |
| C670 | Trigone of Bladder | 0 | 1 | 1 | 0.01 |
| C671 | Dome of Bladder | 5 | 1 | 6 | 0.09 |

TABLE III : PRIMARY SITE (cont.)

| CODE | SITE | No. of Cases | | | % |
|---|---------------------------|--------------|------------|------------|-------------|
| | | MALE | FEMALE | TOTAL | |
| C672 | Lateral wall of Bladder | 10 | 7 | 17 | 0.24 |
| C673 | Anterior wall of Bladder | 2 | 0 | 2 | 0.03 |
| C674 | Posterior wall of Bladder | 1 | 2 | 3 | 0.04 |
| C676 | Ureteric Orifice | 1 | 0 | 1 | 0.01 |
| C677 | Urachus | 1 | 0 | 1 | 0.01 |
| C678 | Bladder: Overlap | 2 | 0 | 2 | 0.03 |
| C679 | Bladder NOS | 65 | 24 | 89 | 1.27 |
| C680 | Urethra | 2 | 1 | 3 | 0.04 |
| C69 - C72 EYE, BRAIN AND OTHER PARTS OF CENTRAL NERVOUS SYSTEM | | 64 | 54 | 118 | 1.69 |
| C690 | Conjunctiva | 2 | 5 | 7 | 0.10 |
| C692 | Retina | 6 | 4 | 10 | 0.14 |
| C694 | Ciliary Body | 1 | 2 | 3 | 0.04 |
| C695 | Lacrimal Gland | 0 | 2 | 2 | 0.03 |
| C696 | Orbit NOS | 7 | 2 | 9 | 0.13 |
| C699 | Eye NOS | 2 | 2 | 4 | 0.06 |
| C701 | Spinal Meninges | 1 | 0 | 1 | 0.01 |
| C710 | Cerebrum | 3 | 3 | 6 | 0.09 |
| C711 | Frontal Lobe | 10 | 12 | 22 | 0.32 |
| C712 | Temporal Lobe | 4 | 4 | 8 | 0.11 |
| C713 | Parietal Lobe | 1 | 1 | 2 | 0.03 |
| C714 | Occipital Lobe | 0 | 1 | 1 | 0.01 |
| C715 | Ventricle NOS | 1 | 1 | 2 | 0.03 |
| C716 | Cerebellum NOS | 7 | 2 | 9 | 0.13 |
| C717 | Brain Stem | 5 | 3 | 8 | 0.11 |
| C718 | Brain: Overlap | 1 | 2 | 3 | 0.04 |
| C719 | Brain NOS | 9 | 7 | 16 | 0.23 |
| C720 | Spinal Cord | 2 | 1 | 3 | 0.04 |
| C729 | Nervous System NOS | 2 | 0 | 2 | 0.03 |
| C73 - C75 THYROID AND OTHER ENDOCRINE GLANDS | | 74 | 272 | 346 | 4.96 |
| C739 | Thyroid Gland | 63 | 265 | 328 | 4.70 |
| C740 | Cortex of Adrenal Gland | 0 | 1 | 1 | 0.01 |
| C741 | Medulla of Adrenal Gland | 1 | 0 | 1 | 0.01 |
| C749 | Adrenal Gland NOS | 4 | 4 | 8 | 0.11 |
| C751 | Pituitary Gland | 0 | 1 | 1 | 0.01 |
| C753 | Pineal Gland | 6 | 1 | 7 | 0.10 |
| C76 OTHER AND ILL-DEFINED SITES | | 4 | 3 | 7 | 0.10 |
| C760 | Head, Face or Neck NOS | 0 | 1 | 1 | 0.01 |
| C761 | Thorax NOS | 0 | 1 | 1 | 0.01 |
| C762 | Abdomen NOS | 2 | 1 | 3 | 0.04 |
| C764 | Upper Limb NOS | 1 | 0 | 1 | 0.01 |
| C765 | Lower Limb NOS | 1 | 0 | 1 | 0.01 |

TABLE III : PRIMARY SITE (cont.)

| CODE | SITE | No. of Cases | | | % |
|---|--|--------------|-----------|------------|-------------|
| | | MALE | FEMALE | TOTAL | |
| C77 LYMPH NODES | | 81 | 69 | 150 | 2.15 |
| C770 | Lymph Nodes: HeadFaceNeck | 45 | 46 | 91 | 1.30 |
| C771 | Intrathoracic Lymph Nodes | 2 | 1 | 3 | 0.04 |
| C772 | Intra-abdominal LymphNodes | 13 | 4 | 17 | 0.24 |
| C773 | Lymph Nodes of axilla or arm | 7 | 9 | 16 | 0.23 |
| C774 | Lymph Nodes: Leg | 13 | 6 | 19 | 0.27 |
| C778 | Lymph Nodes: multiple region | 0 | 1 | 1 | 0.01 |
| C779 | Lymph Node NOS | 1 | 2 | 3 | 0.04 |
| C80 UNKNOW PRIMARY SITE | | 42 | 46 | 88 | 1.26 |
| C809 | Unknown Primary Site | 42 | 46 | 88 | 1.26 |
| Z85 PERSONAL HISTORY OF MALIGNANT NEOPLASM | | 6 | 5 | 11 | 0.16 |
| Z850 | Personal history of malignant neoplasm of digestive organs | 3 | 0 | 3 | 0.04 |
| Z851 | Personal history of malignant neoplasm of trachea, bronchus and lung | 2 | 2 | 4 | 0.06 |
| Z853 | Personal history of malignant neoplasm of breast | 0 | 3 | 3 | 0.04 |
| Z858 | Personal history of malignant neoplasm of other organs and systems | 1 | 0 | 1 | 0.01 |

TABLE IV: INCIDENCE BY AGE GROUP

| AGE | MALE | | FEMALE | | TOTAL | |
|----------------------|--------------|---------------|--------------|---------------|--------------|---------------|
| | n | % | n | % | n | % |
| ALL AGE GROUP | 3,212 | 100.00 | 3,769 | 100.00 | 6,981 | 100.00 |
| 1+ | 27 | 0.84 | 19 | 0.50 | 46 | 0.66 |
| 5+ | 11 | 0.34 | 15 | 0.40 | 26 | 0.37 |
| 10+ | 17 | 0.53 | 21 | 0.56 | 38 | 0.54 |
| 15+ | 13 | 0.40 | 16 | 0.42 | 29 | 0.42 |
| 20+ | 32 | 1.00 | 22 | 0.58 | 54 | 0.77 |
| 25+ | 31 | 0.97 | 63 | 1.67 | 94 | 1.35 |
| 30+ | 31 | 0.97 | 82 | 2.18 | 113 | 1.62 |
| 35+ | 58 | 1.81 | 137 | 3.63 | 195 | 2.79 |
| 40+ | 76 | 2.37 | 186 | 4.93 | 262 | 3.75 |
| 45+ | 133 | 4.14 | 309 | 8.20 | 442 | 6.33 |
| 50+ | 232 | 7.22 | 374 | 9.92 | 606 | 8.68 |
| 55+ | 345 | 10.74 | 506 | 13.43 | 851 | 12.19 |
| 60+ | 497 | 15.47 | 512 | 13.58 | 1009 | 14.45 |
| 65+ | 512 | 15.94 | 488 | 12.95 | 1000 | 14.32 |
| 70+ | 478 | 14.88 | 367 | 9.74 | 845 | 12.10 |
| 75+ | 343 | 10.68 | 271 | 7.19 | 614 | 8.80 |
| 80+ | 241 | 7.50 | 197 | 5.23 | 438 | 6.27 |
| 85+ | 105 | 3.27 | 133 | 3.53 | 238 | 3.41 |
| 90+ | 26 | 0.81 | 41 | 1.09 | 67 | 0.96 |
| 95+ | 4 | 0.12 | 10 | 0.27 | 14 | 0.20 |

FIGURE IV.I : INCIDENCE BY AGE GROUP

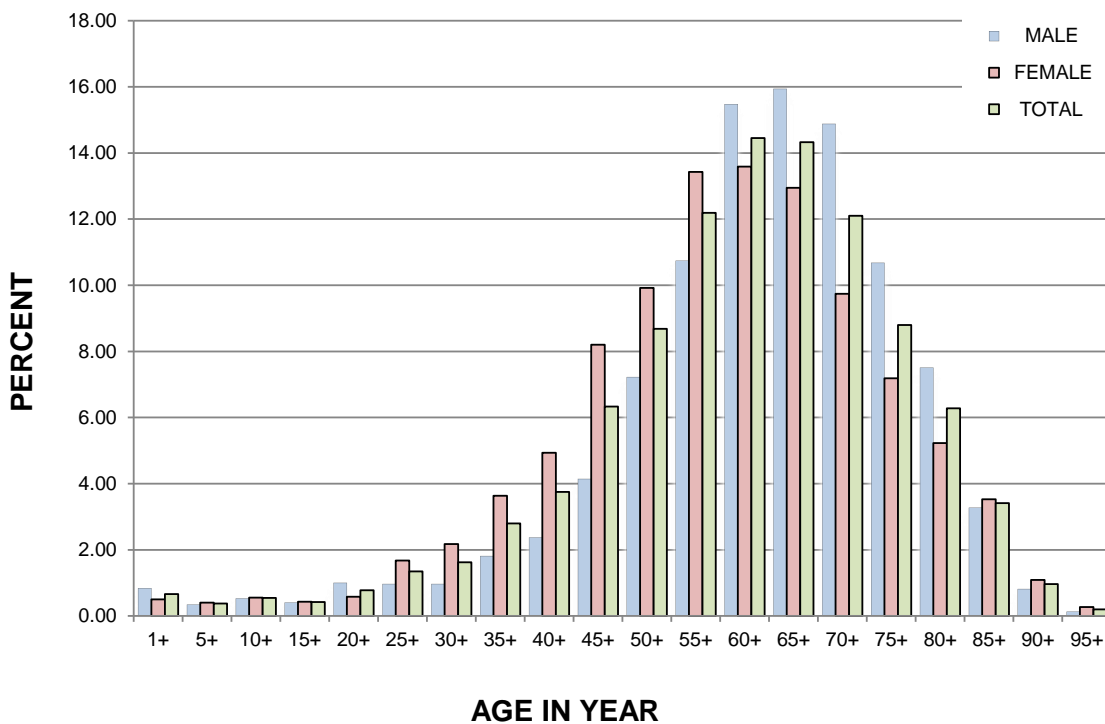


TABLE V : PRIMARY SITE BY AGE GROUP

| SITE / AGE - GROUP | | | 1+ | 5+ | 10+ | 15+ | 20+ | 25+ | 30+ | 35+ | 40+ | 45+ | 50+ | 55+ | 60+ | 65+ | 70+ | 75+ | 80+ | 85+ | 90+ | 95+ | | |
|--------------------|-------------------------|---|-------------|-----------|-----------|-----------|-----------|-----------|-----------|------------|------------|------------|------------|------------|------------|-------------|-------------|------------|------------|------------|------------|-----------|-----------|---|
| GRAND TOTAL | | | 6981 | 46 | 26 | 38 | 29 | 54 | 94 | 113 | 195 | 262 | 442 | 606 | 851 | 1009 | 1000 | 845 | 614 | 438 | 238 | 67 | 14 | |
| MALE | | | 3212 | 27 | 11 | 17 | 13 | 32 | 31 | 31 | 58 | 76 | 133 | 232 | 345 | 497 | 512 | 478 | 343 | 241 | 105 | 26 | 4 | |
| FEMALE | | | 3769 | 19 | 15 | 21 | 16 | 22 | 63 | 82 | 137 | 186 | 309 | 374 | 506 | 512 | 488 | 367 | 271 | 197 | 133 | 41 | 10 | |
| C001 | External Lip: Lower NOS | T | 7 | 0 | 0 | 0 | 0 | 0 | 0 | 0 | 0 | 0 | 0 | 0 | 0 | 1 | 1 | 0 | 1 | 1 | 2 | 1 | 0 | |
| | | M | 1 | 0 | 0 | 0 | 0 | 0 | 0 | 0 | 0 | 0 | 0 | 0 | 0 | 1 | 0 | 0 | 0 | 0 | 0 | 0 | 0 | 0 |
| | | F | 6 | 0 | 0 | 0 | 0 | 0 | 0 | 0 | 0 | 0 | 0 | 0 | 0 | 0 | 1 | 0 | 1 | 1 | 2 | 1 | 0 | 0 |
| C019 | Tongue: Base NOS | T | 30 | 0 | 0 | 0 | 0 | 0 | 0 | 1 | 1 | 1 | 2 | 0 | 9 | 7 | 3 | 3 | 1 | 0 | 2 | 0 | 0 | |
| | | M | 26 | 0 | 0 | 0 | 0 | 0 | 0 | 1 | 0 | 1 | 2 | 0 | 9 | 7 | 2 | 2 | 1 | 0 | 1 | 0 | 0 | |
| | | F | 4 | 0 | 0 | 0 | 0 | 0 | 0 | 0 | 1 | 0 | 0 | 0 | 0 | 0 | 1 | 1 | 0 | 0 | 1 | 0 | 0 | |
| C021 | Tongue: Border, Tip | T | 2 | 0 | 0 | 0 | 0 | 0 | 0 | 0 | 0 | 0 | 0 | 2 | 0 | 0 | 0 | 0 | 0 | 0 | 0 | 0 | 0 | |
| | | M | 2 | 0 | 0 | 0 | 0 | 0 | 0 | 0 | 0 | 0 | 0 | 2 | 0 | 0 | 0 | 0 | 0 | 0 | 0 | 0 | 0 | |
| | | F | 0 | 0 | 0 | 0 | 0 | 0 | 0 | 0 | 0 | 0 | 0 | 0 | 0 | 0 | 0 | 0 | 0 | 0 | 0 | 0 | 0 | 0 |
| C022 | Tongue: Ventral NOS | T | 2 | 0 | 0 | 0 | 0 | 0 | 0 | 0 | 0 | 0 | 0 | 1 | 0 | 1 | 0 | 0 | 0 | 0 | 0 | 0 | 0 | |
| | | M | 2 | 0 | 0 | 0 | 0 | 0 | 0 | 0 | 0 | 0 | 0 | 1 | 0 | 1 | 0 | 0 | 0 | 0 | 0 | 0 | 0 | |
| | | F | 0 | 0 | 0 | 0 | 0 | 0 | 0 | 0 | 0 | 0 | 0 | 0 | 0 | 0 | 0 | 0 | 0 | 0 | 0 | 0 | 0 | 0 |
| C029 | Tongue: NOS | T | 43 | 0 | 0 | 0 | 0 | 0 | 0 | 2 | 3 | 7 | 5 | 6 | 3 | 3 | 7 | 3 | 3 | 1 | 0 | 0 | 0 | |
| | | M | 22 | 0 | 0 | 0 | 0 | 0 | 0 | 1 | 0 | 4 | 4 | 3 | 2 | 2 | 4 | 1 | 1 | 0 | 0 | 0 | 0 | |
| | | F | 21 | 0 | 0 | 0 | 0 | 0 | 0 | 1 | 3 | 3 | 1 | 3 | 1 | 1 | 3 | 2 | 2 | 1 | 0 | 0 | 0 | |
| C030 | Gum: Upper | T | 4 | 0 | 0 | 0 | 0 | 0 | 0 | 0 | 0 | 0 | 1 | 1 | 1 | 0 | 0 | 0 | 0 | 1 | 0 | 0 | 0 | |
| | | M | 1 | 0 | 0 | 0 | 0 | 0 | 0 | 0 | 0 | 0 | 0 | 1 | 0 | 0 | 0 | 0 | 0 | 0 | 0 | 0 | 0 | |
| | | F | 3 | 0 | 0 | 0 | 0 | 0 | 0 | 0 | 0 | 0 | 1 | 0 | 1 | 0 | 0 | 0 | 0 | 1 | 0 | 0 | 0 | |
| C031 | Gum: Lower | T | 14 | 0 | 0 | 0 | 0 | 0 | 0 | 0 | 1 | 3 | 1 | 1 | 1 | 4 | 1 | 0 | 1 | 1 | 0 | 0 | 0 | |
| | | M | 6 | 0 | 0 | 0 | 0 | 0 | 0 | 0 | 1 | 1 | 1 | 0 | 0 | 3 | 0 | 0 | 0 | 0 | 0 | 0 | 0 | |
| | | F | 8 | 0 | 0 | 0 | 0 | 0 | 0 | 0 | 0 | 2 | 0 | 1 | 1 | 1 | 1 | 0 | 1 | 1 | 0 | 0 | 0 | |
| C039 | Gum NOS | T | 2 | 0 | 0 | 0 | 0 | 0 | 0 | 0 | 0 | 0 | 0 | 0 | 1 | 0 | 0 | 1 | 0 | 0 | 0 | 0 | 0 | |
| | | M | 2 | 0 | 0 | 0 | 0 | 0 | 0 | 0 | 0 | 0 | 0 | 0 | 1 | 0 | 0 | 1 | 0 | 0 | 0 | 0 | 0 | |
| | | F | 0 | 0 | 0 | 0 | 0 | 0 | 0 | 0 | 0 | 0 | 0 | 0 | 0 | 0 | 0 | 0 | 0 | 0 | 0 | 0 | 0 | |
| C049 | Floor of Mouth NOS | T | 18 | 0 | 0 | 0 | 0 | 0 | 0 | 0 | 2 | 1 | 1 | 4 | 5 | 3 | 2 | 0 | 0 | 0 | 0 | 0 | 0 | |
| | | M | 15 | 0 | 0 | 0 | 0 | 0 | 0 | 0 | 2 | 1 | 1 | 4 | 4 | 3 | 0 | 0 | 0 | 0 | 0 | 0 | 0 | |
| | | F | 3 | 0 | 0 | 0 | 0 | 0 | 0 | 0 | 0 | 0 | 0 | 0 | 1 | 0 | 2 | 0 | 0 | 0 | 0 | 0 | 0 | |
| C050 | Hard Palate | T | 4 | 0 | 0 | 0 | 0 | 2 | 0 | 0 | 0 | 0 | 0 | 0 | 1 | 1 | 0 | 0 | 0 | 0 | 0 | 0 | 0 | |
| | | M | 2 | 0 | 0 | 0 | 0 | 1 | 0 | 0 | 0 | 0 | 0 | 0 | 1 | 0 | 0 | 0 | 0 | 0 | 0 | 0 | 0 | |
| | | F | 2 | 0 | 0 | 0 | 0 | 1 | 0 | 0 | 0 | 0 | 0 | 0 | 0 | 1 | 0 | 0 | 0 | 0 | 0 | 0 | 0 | |

6

TABLE V : PRIMARY SITE BY AGE GROUP (cont.)

| SITE / AGE - GROUP | | 1+ | 5+ | 10+ | 15+ | 20+ | 25+ | 30+ | 35+ | 40+ | 45+ | 50+ | 55+ | 60+ | 65+ | 70+ | 75+ | 80+ | 85+ | 90+ | 95+ | | |
|--------------------|----------------------------|----|----|-----|-----|-----|-----|-----|-----|-----|-----|-----|-----|-----|-----|-----|-----|-----|-----|-----|-----|---|---|
| C051 | Soft Palate NOS | T | 6 | 0 | 0 | 0 | 0 | 0 | 0 | 0 | 0 | 0 | 1 | 1 | 1 | 0 | 0 | 2 | 1 | 0 | 0 | 0 | |
| | | M | 6 | 0 | 0 | 0 | 0 | 0 | 0 | 0 | 0 | 0 | 0 | 1 | 1 | 1 | 0 | 0 | 2 | 1 | 0 | 0 | 0 |
| | | F | 0 | 0 | 0 | 0 | 0 | 0 | 0 | 0 | 0 | 0 | 0 | 0 | 0 | 0 | 0 | 0 | 0 | 0 | 0 | 0 | 0 |
| C058 | Palate: Overlapping | T | 1 | 0 | 0 | 0 | 0 | 0 | 0 | 0 | 0 | 0 | 0 | 0 | 0 | 0 | 0 | 1 | 0 | 0 | 0 | 0 | |
| | | M | 1 | 0 | 0 | 0 | 0 | 0 | 0 | 0 | 0 | 0 | 0 | 0 | 0 | 0 | 0 | 1 | 0 | 0 | 0 | 0 | |
| | | F | 0 | 0 | 0 | 0 | 0 | 0 | 0 | 0 | 0 | 0 | 0 | 0 | 0 | 0 | 0 | 0 | 0 | 0 | 0 | 0 | 0 |
| C060 | Cheek Mucosa | T | 10 | 0 | 0 | 0 | 0 | 0 | 0 | 0 | 1 | 2 | 1 | 0 | 1 | 0 | 1 | 1 | 2 | 1 | 0 | 0 | |
| | | M | 4 | 0 | 0 | 0 | 0 | 0 | 0 | 0 | 1 | 2 | 1 | 0 | 0 | 0 | 0 | 0 | 0 | 0 | 0 | 0 | |
| | | F | 6 | 0 | 0 | 0 | 0 | 0 | 0 | 0 | 0 | 0 | 0 | 0 | 1 | 0 | 1 | 1 | 2 | 1 | 0 | 0 | |
| C062 | Retromolar Area | T | 1 | 0 | 0 | 0 | 0 | 0 | 0 | 0 | 0 | 0 | 0 | 0 | 0 | 0 | 1 | 0 | 0 | 0 | 0 | 0 | |
| | | M | 1 | 0 | 0 | 0 | 0 | 0 | 0 | 0 | 0 | 0 | 0 | 0 | 0 | 0 | 1 | 0 | 0 | 0 | 0 | 0 | |
| | | F | 0 | 0 | 0 | 0 | 0 | 0 | 0 | 0 | 0 | 0 | 0 | 0 | 0 | 0 | 0 | 0 | 0 | 0 | 0 | 0 | 0 |
| C069 | Mouth NOS | T | 1 | 0 | 0 | 0 | 0 | 0 | 0 | 0 | 0 | 0 | 0 | 0 | 0 | 1 | 0 | 0 | 0 | 0 | 0 | 0 | |
| | | M | 1 | 0 | 0 | 0 | 0 | 0 | 0 | 0 | 0 | 0 | 0 | 0 | 0 | 1 | 0 | 0 | 0 | 0 | 0 | 0 | |
| | | F | 0 | 0 | 0 | 0 | 0 | 0 | 0 | 0 | 0 | 0 | 0 | 0 | 0 | 0 | 0 | 0 | 0 | 0 | 0 | 0 | 0 |
| C079 | Parotid Gland | T | 15 | 0 | 0 | 0 | 0 | 1 | 0 | 1 | 2 | 0 | 1 | 3 | 3 | 0 | 1 | 1 | 2 | 0 | 0 | 0 | |
| | | M | 6 | 0 | 0 | 0 | 0 | 0 | 0 | 0 | 1 | 0 | 1 | 2 | 1 | 0 | 0 | 0 | 1 | 0 | 0 | 0 | |
| | | F | 9 | 0 | 0 | 0 | 0 | 1 | 0 | 1 | 1 | 0 | 0 | 1 | 2 | 0 | 1 | 1 | 1 | 0 | 0 | 0 | |
| C080 | Submandibular Gland | T | 5 | 0 | 0 | 0 | 0 | 0 | 0 | 0 | 1 | 0 | 0 | 2 | 1 | 0 | 0 | 1 | 0 | 0 | 0 | 0 | |
| | | M | 5 | 0 | 0 | 0 | 0 | 0 | 0 | 0 | 1 | 0 | 0 | 2 | 1 | 0 | 0 | 1 | 0 | 0 | 0 | 0 | |
| | | F | 0 | 0 | 0 | 0 | 0 | 0 | 0 | 0 | 0 | 0 | 0 | 0 | 0 | 0 | 0 | 0 | 0 | 0 | 0 | 0 | 0 |
| C099 | Tonsil NOS | T | 31 | 0 | 0 | 0 | 0 | 0 | 0 | 0 | 0 | 4 | 5 | 5 | 3 | 6 | 2 | 2 | 3 | 0 | 1 | 0 | |
| | | M | 27 | 0 | 0 | 0 | 0 | 0 | 0 | 0 | 0 | 3 | 5 | 2 | 3 | 6 | 2 | 2 | 3 | 0 | 1 | 0 | |
| | | F | 4 | 0 | 0 | 0 | 0 | 0 | 0 | 0 | 0 | 1 | 0 | 3 | 0 | 0 | 0 | 0 | 0 | 0 | 0 | 0 | 0 |
| C109 | Oropharynx NOS | T | 18 | 0 | 0 | 0 | 0 | 0 | 0 | 0 | 2 | 5 | 3 | 3 | 1 | 2 | 0 | 2 | 0 | 0 | 0 | 0 | |
| | | M | 17 | 0 | 0 | 0 | 0 | 0 | 0 | 0 | 2 | 5 | 2 | 3 | 1 | 2 | 0 | 2 | 0 | 0 | 0 | 0 | |
| | | F | 1 | 0 | 0 | 0 | 0 | 0 | 0 | 0 | 0 | 0 | 0 | 1 | 0 | 0 | 0 | 0 | 0 | 0 | 0 | 0 | 0 |
| C110 | Nasopharynx: Superior Wall | T | 1 | 0 | 0 | 0 | 0 | 0 | 0 | 0 | 0 | 0 | 0 | 0 | 0 | 0 | 1 | 0 | 0 | 0 | 0 | 0 | |
| | | M | 1 | 0 | 0 | 0 | 0 | 0 | 0 | 0 | 0 | 0 | 0 | 0 | 0 | 0 | 1 | 0 | 0 | 0 | 0 | 0 | |
| | | F | 0 | 0 | 0 | 0 | 0 | 0 | 0 | 0 | 0 | 0 | 0 | 0 | 0 | 0 | 0 | 0 | 0 | 0 | 0 | 0 | 0 |
| C119 | Nasopharynx NOS | T | 88 | 0 | 0 | 1 | 0 | 4 | 2 | 9 | 10 | 10 | 8 | 14 | 14 | 5 | 5 | 5 | 1 | 0 | 0 | 0 | |
| | | M | 65 | 0 | 0 | 0 | 0 | 3 | 1 | 8 | 8 | 10 | 6 | 9 | 9 | 3 | 3 | 4 | 1 | 0 | 0 | 0 | |
| | | F | 23 | 0 | 0 | 1 | 0 | 1 | 1 | 1 | 2 | 0 | 2 | 5 | 5 | 2 | 2 | 1 | 0 | 0 | 0 | 0 | |

TABLE V : PRIMARY SITE BY AGE GROUP (cont.)

| SITE / AGE - GROUP | | 1+ | 5+ | 10+ | 15+ | 20+ | 25+ | 30+ | 35+ | 40+ | 45+ | 50+ | 55+ | 60+ | 65+ | 70+ | 75+ | 80+ | 85+ | 90+ | 95+ | | |
|--------------------|--------------------------|----|----|-----|-----|-----|-----|-----|-----|-----|-----|-----|-----|-----|-----|-----|-----|-----|-----|-----|-----|---|---|
| C129 | Pyriform Sinus | T | 13 | 0 | 0 | 0 | 0 | 0 | 0 | 0 | 0 | 1 | 1 | 1 | 4 | 1 | 2 | 2 | 1 | 0 | 0 | 0 | |
| | | M | 13 | 0 | 0 | 0 | 0 | 0 | 0 | 0 | 0 | 0 | 1 | 1 | 1 | 4 | 1 | 2 | 2 | 1 | 0 | 0 | 0 |
| | | F | 0 | 0 | 0 | 0 | 0 | 0 | 0 | 0 | 0 | 0 | 0 | 0 | 0 | 0 | 0 | 0 | 0 | 0 | 0 | 0 | 0 |
| C130 | Hypopharynx: Postcricoid | T | 3 | 0 | 0 | 0 | 0 | 0 | 0 | 0 | 0 | 1 | 0 | 1 | 1 | 0 | 0 | 0 | 0 | 0 | 0 | 0 | |
| | | M | 3 | 0 | 0 | 0 | 0 | 0 | 0 | 0 | 0 | 1 | 0 | 1 | 1 | 0 | 0 | 0 | 0 | 0 | 0 | 0 | 0 |
| | | F | 0 | 0 | 0 | 0 | 0 | 0 | 0 | 0 | 0 | 0 | 0 | 0 | 0 | 0 | 0 | 0 | 0 | 0 | 0 | 0 | 0 |
| C132 | Hypopharynx: Poster Wall | T | 3 | 0 | 0 | 0 | 0 | 0 | 0 | 0 | 0 | 0 | 0 | 1 | 1 | 0 | 0 | 0 | 0 | 0 | 1 | 0 | 0 |
| | | M | 3 | 0 | 0 | 0 | 0 | 0 | 0 | 0 | 0 | 0 | 0 | 1 | 1 | 0 | 0 | 0 | 0 | 0 | 1 | 0 | 0 |
| | | F | 0 | 0 | 0 | 0 | 0 | 0 | 0 | 0 | 0 | 0 | 0 | 0 | 0 | 0 | 0 | 0 | 0 | 0 | 0 | 0 | 0 |
| C139 | Hypopharynx NOS | T | 14 | 0 | 0 | 0 | 0 | 0 | 0 | 1 | 1 | 3 | 0 | 1 | 4 | 2 | 2 | 0 | 0 | 0 | 0 | 0 | 0 |
| | | M | 14 | 0 | 0 | 0 | 0 | 0 | 0 | 1 | 1 | 3 | 0 | 1 | 4 | 2 | 2 | 0 | 0 | 0 | 0 | 0 | 0 |
| | | F | 0 | 0 | 0 | 0 | 0 | 0 | 0 | 0 | 0 | 0 | 0 | 0 | 0 | 0 | 0 | 0 | 0 | 0 | 0 | 0 | 0 |
| C140 | Pharynx NOS | T | 2 | 0 | 0 | 0 | 0 | 0 | 0 | 0 | 0 | 0 | 1 | 1 | 0 | 0 | 0 | 0 | 0 | 0 | 0 | 0 | 0 |
| | | M | 2 | 0 | 0 | 0 | 0 | 0 | 0 | 0 | 0 | 0 | 1 | 1 | 0 | 0 | 0 | 0 | 0 | 0 | 0 | 0 | 0 |
| | | F | 0 | 0 | 0 | 0 | 0 | 0 | 0 | 0 | 0 | 0 | 0 | 0 | 0 | 0 | 0 | 0 | 0 | 0 | 0 | 0 | 0 |
| C150 | Esophagus: Cervical | T | 1 | 0 | 0 | 0 | 0 | 0 | 0 | 0 | 0 | 0 | 0 | 0 | 1 | 0 | 0 | 0 | 0 | 0 | 0 | 0 | 0 |
| | | M | 1 | 0 | 0 | 0 | 0 | 0 | 0 | 0 | 0 | 0 | 0 | 0 | 1 | 0 | 0 | 0 | 0 | 0 | 0 | 0 | 0 |
| | | F | 0 | 0 | 0 | 0 | 0 | 0 | 0 | 0 | 0 | 0 | 0 | 0 | 0 | 0 | 0 | 0 | 0 | 0 | 0 | 0 | 0 |
| C151 | Esophagus: Thoracic | T | 22 | 0 | 0 | 0 | 0 | 0 | 0 | 0 | 0 | 0 | 4 | 6 | 4 | 2 | 5 | 1 | 0 | 0 | 0 | 0 | 0 |
| | | M | 20 | 0 | 0 | 0 | 0 | 0 | 0 | 0 | 0 | 0 | 4 | 5 | 4 | 2 | 4 | 1 | 0 | 0 | 0 | 0 | 0 |
| | | F | 2 | 0 | 0 | 0 | 0 | 0 | 0 | 0 | 0 | 0 | 0 | 1 | 0 | 0 | 1 | 0 | 0 | 0 | 0 | 0 | 0 |
| C153 | Esophagus: Upper Third | T | 2 | 0 | 0 | 0 | 0 | 0 | 0 | 0 | 0 | 0 | 1 | 0 | 0 | 0 | 0 | 0 | 0 | 0 | 1 | 0 | 0 |
| | | M | 2 | 0 | 0 | 0 | 0 | 0 | 0 | 0 | 0 | 0 | 1 | 0 | 0 | 0 | 0 | 0 | 0 | 0 | 1 | 0 | 0 |
| | | F | 0 | 0 | 0 | 0 | 0 | 0 | 0 | 0 | 0 | 0 | 0 | 0 | 0 | 0 | 0 | 0 | 0 | 0 | 0 | 0 | 0 |
| C154 | Esophagus: Middle Third | T | 13 | 0 | 0 | 0 | 0 | 0 | 0 | 0 | 0 | 0 | 0 | 3 | 3 | 4 | 0 | 1 | 1 | 1 | 0 | 0 | 0 |
| | | M | 11 | 0 | 0 | 0 | 0 | 0 | 0 | 0 | 0 | 0 | 0 | 2 | 3 | 3 | 0 | 1 | 1 | 1 | 0 | 0 | 0 |
| | | F | 2 | 0 | 0 | 0 | 0 | 0 | 0 | 0 | 0 | 0 | 0 | 1 | 0 | 1 | 0 | 0 | 0 | 0 | 0 | 0 | 0 |
| C155 | Esophagus: Lower Third | T | 4 | 0 | 0 | 0 | 0 | 0 | 0 | 0 | 0 | 0 | 0 | 0 | 1 | 1 | 1 | 0 | 1 | 0 | 0 | 0 | 0 |
| | | M | 3 | 0 | 0 | 0 | 0 | 0 | 0 | 0 | 0 | 0 | 0 | 0 | 1 | 1 | 1 | 0 | 0 | 0 | 0 | 0 | 0 |
| | | F | 1 | 0 | 0 | 0 | 0 | 0 | 0 | 0 | 0 | 0 | 0 | 0 | 0 | 0 | 0 | 0 | 0 | 1 | 0 | 0 | 0 |
| C158 | Esophagus: Overlapping | T | 3 | 0 | 0 | 0 | 0 | 0 | 0 | 0 | 0 | 0 | 0 | 1 | 0 | 0 | 0 | 1 | 1 | 0 | 0 | 0 | 0 |
| | | M | 3 | 0 | 0 | 0 | 0 | 0 | 0 | 0 | 0 | 0 | 0 | 1 | 0 | 0 | 0 | 1 | 1 | 0 | 0 | 0 | 0 |
| | | F | 0 | 0 | 0 | 0 | 0 | 0 | 0 | 0 | 0 | 0 | 0 | 0 | 0 | 0 | 0 | 0 | 0 | 0 | 0 | 0 | 0 |

TABLE V : PRIMARY SITE BY AGE GROUP (cont.)

| SITE / AGE - GROUP | | 1+ | 5+ | 10+ | 15+ | 20+ | 25+ | 30+ | 35+ | 40+ | 45+ | 50+ | 55+ | 60+ | 65+ | 70+ | 75+ | 80+ | 85+ | 90+ | 95+ | |
|--------------------|----------------------|----|----|-----|-----|-----|-----|-----|-----|-----|-----|-----|-----|-----|-----|-----|-----|-----|-----|-----|-----|---|
| C159 | Esophagus NOS | T | 29 | 0 | 0 | 0 | 0 | 0 | 0 | 1 | 2 | 0 | 3 | 5 | 7 | 5 | 2 | 2 | 0 | 2 | 0 | 0 |
| | | M | 28 | 0 | 0 | 0 | 0 | 0 | 0 | 0 | 2 | 0 | 3 | 5 | 7 | 5 | 2 | 2 | 0 | 2 | 0 | 0 |
| | | F | 1 | 0 | 0 | 0 | 0 | 0 | 0 | 0 | 1 | 0 | 0 | 0 | 0 | 0 | 0 | 0 | 0 | 0 | 0 | 0 |
| C160 | Stomach: Cardia NOS | T | 15 | 0 | 0 | 0 | 0 | 0 | 1 | 0 | 0 | 2 | 1 | 3 | 0 | 3 | 2 | 3 | 0 | 0 | 0 | 0 |
| | | M | 10 | 0 | 0 | 0 | 0 | 0 | 1 | 0 | 0 | 1 | 1 | 2 | 0 | 2 | 1 | 2 | 0 | 0 | 0 | 0 |
| | | F | 5 | 0 | 0 | 0 | 0 | 0 | 0 | 0 | 0 | 1 | 0 | 1 | 0 | 1 | 1 | 1 | 0 | 0 | 0 | 0 |
| C162 | Stomach: Body | T | 11 | 0 | 0 | 0 | 0 | 1 | 0 | 1 | 1 | 0 | 2 | 2 | 1 | 1 | 2 | 0 | 0 | 0 | 0 | 0 |
| | | M | 2 | 0 | 0 | 0 | 0 | 0 | 0 | 0 | 0 | 0 | 1 | 1 | 0 | 0 | 0 | 0 | 0 | 0 | 0 | 0 |
| | | F | 9 | 0 | 0 | 0 | 0 | 1 | 0 | 1 | 1 | 0 | 1 | 1 | 1 | 1 | 2 | 0 | 0 | 0 | 0 | 0 |
| C163 | Stomach: Pyl Antrum | T | 21 | 0 | 0 | 0 | 0 | 0 | 0 | 0 | 1 | 1 | 1 | 3 | 3 | 1 | 5 | 0 | 3 | 3 | 0 | 0 |
| | | M | 12 | 0 | 0 | 0 | 0 | 0 | 0 | 0 | 1 | 1 | 1 | 0 | 3 | 1 | 2 | 0 | 2 | 1 | 0 | 0 |
| | | F | 9 | 0 | 0 | 0 | 0 | 0 | 0 | 0 | 0 | 0 | 0 | 3 | 0 | 0 | 3 | 0 | 1 | 2 | 0 | 0 |
| C164 | Stomach: Pylorus | T | 2 | 0 | 0 | 0 | 0 | 1 | 0 | 0 | 0 | 0 | 0 | 0 | 0 | 0 | 1 | 0 | 0 | 0 | 0 | 0 |
| | | M | 0 | 0 | 0 | 0 | 0 | 0 | 0 | 0 | 0 | 0 | 0 | 0 | 0 | 0 | 0 | 0 | 0 | 0 | 0 | 0 |
| | | F | 2 | 0 | 0 | 0 | 0 | 1 | 0 | 0 | 0 | 0 | 0 | 0 | 0 | 0 | 1 | 0 | 0 | 0 | 0 | 0 |
| C165 | Stomach: Less Curv | T | 1 | 0 | 0 | 0 | 0 | 0 | 0 | 0 | 0 | 0 | 0 | 0 | 0 | 0 | 0 | 0 | 0 | 0 | 1 | 0 |
| | | M | 0 | 0 | 0 | 0 | 0 | 0 | 0 | 0 | 0 | 0 | 0 | 0 | 0 | 0 | 0 | 0 | 0 | 0 | 0 | 0 |
| | | F | 1 | 0 | 0 | 0 | 0 | 0 | 0 | 0 | 0 | 0 | 0 | 0 | 0 | 0 | 0 | 0 | 0 | 0 | 0 | 1 |
| C166 | Stomach: Great Curv | T | 2 | 0 | 0 | 0 | 0 | 0 | 0 | 0 | 0 | 0 | 0 | 0 | 1 | 0 | 1 | 0 | 0 | 0 | 0 | 0 |
| | | M | 1 | 0 | 0 | 0 | 0 | 0 | 0 | 0 | 0 | 0 | 0 | 0 | 0 | 0 | 1 | 0 | 0 | 0 | 0 | 0 |
| | | F | 1 | 0 | 0 | 0 | 0 | 0 | 0 | 0 | 0 | 0 | 0 | 0 | 1 | 0 | 0 | 0 | 0 | 0 | 0 | 0 |
| C168 | Stomach: Overlapping | T | 4 | 0 | 0 | 0 | 0 | 0 | 0 | 0 | 0 | 0 | 0 | 0 | 1 | 3 | 0 | 0 | 0 | 0 | 0 | 0 |
| | | M | 3 | 0 | 0 | 0 | 0 | 0 | 0 | 0 | 0 | 0 | 0 | 0 | 1 | 2 | 0 | 0 | 0 | 0 | 0 | 0 |
| | | F | 1 | 0 | 0 | 0 | 0 | 0 | 0 | 0 | 0 | 0 | 0 | 0 | 0 | 1 | 0 | 0 | 0 | 0 | 0 | 0 |
| C169 | Stomach, NOS | T | 51 | 0 | 0 | 0 | 0 | 0 | 0 | 1 | 2 | 0 | 7 | 5 | 9 | 9 | 7 | 6 | 3 | 0 | 1 | 1 |
| | | M | 19 | 0 | 0 | 0 | 0 | 0 | 0 | 0 | 1 | 0 | 3 | 2 | 4 | 2 | 3 | 2 | 2 | 0 | 0 | 0 |
| | | F | 32 | 0 | 0 | 0 | 0 | 0 | 0 | 1 | 1 | 0 | 4 | 3 | 5 | 7 | 4 | 4 | 1 | 0 | 1 | 1 |
| C170 | Duodenum | T | 13 | 0 | 0 | 0 | 0 | 0 | 2 | 0 | 0 | 0 | 1 | 3 | 2 | 2 | 1 | 1 | 0 | 0 | 1 | 0 |
| | | M | 4 | 0 | 0 | 0 | 0 | 0 | 2 | 0 | 0 | 0 | 0 | 0 | 1 | 1 | 0 | 0 | 0 | 0 | 0 | 0 |
| | | F | 9 | 0 | 0 | 0 | 0 | 0 | 0 | 0 | 0 | 0 | 1 | 3 | 1 | 1 | 1 | 1 | 0 | 0 | 1 | 0 |
| C171 | Jejunum | T | 1 | 0 | 0 | 0 | 0 | 0 | 0 | 0 | 0 | 0 | 0 | 0 | 0 | 1 | 0 | 0 | 0 | 0 | 0 | 0 |
| | | M | 0 | 0 | 0 | 0 | 0 | 0 | 0 | 0 | 0 | 0 | 0 | 0 | 0 | 0 | 0 | 0 | 0 | 0 | 0 | 0 |
| | | F | 1 | 0 | 0 | 0 | 0 | 0 | 0 | 0 | 0 | 0 | 0 | 0 | 0 | 1 | 0 | 0 | 0 | 0 | 0 | 0 |

TABLE V : PRIMARY SITE BY AGE GROUP (cont.)

| SITE / AGE - GROUP | | | 1+ | 5+ | 10+ | 15+ | 20+ | 25+ | 30+ | 35+ | 40+ | 45+ | 50+ | 55+ | 60+ | 65+ | 70+ | 75+ | 80+ | 85+ | 90+ | 95+ | |
|--------------------|------------------------|---|-----|----|-----|-----|-----|-----|-----|-----|-----|-----|-----|-----|-----|-----|-----|-----|-----|-----|-----|-----|---|
| C172 | Ileum | T | 3 | 0 | 0 | 0 | 1 | 1 | 0 | 0 | 0 | 0 | 0 | 0 | 0 | 0 | 1 | 0 | 0 | 0 | 0 | 0 | |
| | | M | 2 | 0 | 0 | 0 | 1 | 0 | 0 | 0 | 0 | 0 | 0 | 0 | 0 | 0 | 0 | 1 | 0 | 0 | 0 | 0 | 0 |
| | | F | 1 | 0 | 0 | 0 | 0 | 1 | 0 | 0 | 0 | 0 | 0 | 0 | 0 | 0 | 0 | 0 | 0 | 0 | 0 | 0 | 0 |
| C179 | Small Intestine, NOS | T | 3 | 0 | 1 | 0 | 0 | 0 | 0 | 0 | 0 | 0 | 0 | 0 | 1 | 1 | 0 | 0 | 0 | 0 | 0 | 0 | |
| | | M | 2 | 0 | 1 | 0 | 0 | 0 | 0 | 0 | 0 | 0 | 0 | 0 | 0 | 1 | 0 | 0 | 0 | 0 | 0 | 0 | 0 |
| | | F | 1 | 0 | 0 | 0 | 0 | 0 | 0 | 0 | 0 | 0 | 0 | 0 | 1 | 0 | 0 | 0 | 0 | 0 | 0 | 0 | 0 |
| C180 | Colon: Caecum | T | 37 | 0 | 0 | 1 | 0 | 0 | 1 | 0 | 0 | 2 | 0 | 5 | 6 | 3 | 8 | 1 | 4 | 5 | 1 | 0 | |
| | | M | 16 | 0 | 0 | 1 | 0 | 0 | 1 | 0 | 0 | 1 | 0 | 1 | 2 | 2 | 2 | 0 | 3 | 2 | 1 | 0 | |
| | | F | 21 | 0 | 0 | 0 | 0 | 0 | 0 | 0 | 0 | 1 | 0 | 4 | 4 | 1 | 6 | 1 | 1 | 3 | 0 | 0 | |
| C181 | Colon: Appendix | T | 8 | 0 | 0 | 0 | 0 | 0 | 0 | 0 | 1 | 0 | 1 | 1 | 2 | 2 | 0 | 0 | 1 | 0 | 0 | 0 | |
| | | M | 0 | 0 | 0 | 0 | 0 | 0 | 0 | 0 | 0 | 0 | 0 | 0 | 0 | 0 | 0 | 0 | 0 | 0 | 0 | 0 | 0 |
| | | F | 8 | 0 | 0 | 0 | 0 | 0 | 0 | 0 | 1 | 0 | 1 | 1 | 2 | 2 | 0 | 0 | 1 | 0 | 0 | 0 | |
| C182 | Colon: Ascending | T | 55 | 0 | 0 | 0 | 1 | 0 | 1 | 0 | 1 | 1 | 5 | 3 | 7 | 8 | 7 | 12 | 4 | 3 | 2 | 0 | |
| | | M | 25 | 0 | 0 | 0 | 0 | 0 | 1 | 0 | 0 | 0 | 5 | 1 | 4 | 3 | 2 | 5 | 2 | 1 | 1 | 0 | |
| | | F | 30 | 0 | 0 | 0 | 1 | 0 | 0 | 0 | 1 | 1 | 0 | 2 | 3 | 5 | 5 | 7 | 2 | 2 | 1 | 0 | |
| C183 | Colon: Hepatic Flexure | T | 22 | 0 | 0 | 0 | 1 | 0 | 0 | 0 | 0 | 4 | 1 | 4 | 5 | 1 | 3 | 0 | 2 | 1 | 0 | | |
| | | M | 13 | 0 | 0 | 0 | 1 | 0 | 0 | 0 | 0 | 3 | 1 | 1 | 5 | 0 | 1 | 0 | 0 | 1 | 0 | | |
| | | F | 9 | 0 | 0 | 0 | 0 | 0 | 0 | 0 | 0 | 1 | 0 | 3 | 0 | 1 | 2 | 0 | 2 | 0 | 0 | | |
| C184 | Colon: Transverse | T | 43 | 0 | 0 | 0 | 0 | 0 | 0 | 0 | 1 | 2 | 4 | 5 | 4 | 7 | 7 | 6 | 5 | 1 | 1 | | |
| | | M | 20 | 0 | 0 | 0 | 0 | 0 | 0 | 0 | 0 | 1 | 2 | 3 | 3 | 5 | 2 | 2 | 1 | 1 | 0 | | |
| | | F | 23 | 0 | 0 | 0 | 0 | 0 | 0 | 0 | 1 | 1 | 2 | 2 | 1 | 2 | 5 | 4 | 4 | 0 | 1 | | |
| C185 | Colon: Splenic Flexure | T | 12 | 0 | 0 | 0 | 0 | 0 | 0 | 0 | 0 | 3 | 0 | 4 | 2 | 0 | 1 | 1 | 1 | 0 | 0 | | |
| | | M | 7 | 0 | 0 | 0 | 0 | 0 | 0 | 0 | 0 | 1 | 0 | 2 | 2 | 0 | 1 | 0 | 1 | 0 | 0 | | |
| | | F | 5 | 0 | 0 | 0 | 0 | 0 | 0 | 0 | 0 | 0 | 2 | 0 | 2 | 0 | 0 | 0 | 1 | 0 | 0 | | |
| C186 | Colon: Descending | T | 36 | 0 | 0 | 0 | 1 | 0 | 1 | 0 | 1 | 1 | 7 | 6 | 7 | 6 | 3 | 2 | 1 | 0 | 0 | | |
| | | M | 25 | 0 | 0 | 0 | 1 | 0 | 0 | 0 | 1 | 0 | 4 | 5 | 7 | 5 | 1 | 1 | 0 | 0 | 0 | | |
| | | F | 11 | 0 | 0 | 0 | 0 | 0 | 1 | 0 | 0 | 1 | 3 | 1 | 0 | 1 | 2 | 1 | 1 | 0 | 0 | | |
| C187 | Colon: Sigmoid | T | 149 | 0 | 0 | 0 | 0 | 1 | 0 | 4 | 4 | 9 | 25 | 21 | 32 | 16 | 17 | 11 | 7 | 1 | 1 | | |
| | | M | 81 | 0 | 0 | 0 | 0 | 1 | 0 | 0 | 2 | 6 | 20 | 9 | 15 | 8 | 9 | 7 | 4 | 0 | 0 | | |
| | | F | 68 | 0 | 0 | 0 | 0 | 0 | 0 | 4 | 2 | 3 | 5 | 12 | 17 | 8 | 8 | 4 | 3 | 1 | 1 | | |
| C188 | Colon: Overlapping | T | 5 | 0 | 0 | 0 | 0 | 0 | 0 | 0 | 0 | 0 | 0 | 0 | 1 | 1 | 2 | 0 | 1 | 0 | 0 | | |
| | | M | 2 | 0 | 0 | 0 | 0 | 0 | 0 | 0 | 0 | 0 | 0 | 0 | 1 | 1 | 0 | 0 | 0 | 0 | 0 | | |
| | | F | 3 | 0 | 0 | 0 | 0 | 0 | 0 | 0 | 0 | 0 | 0 | 0 | 0 | 0 | 2 | 0 | 1 | 0 | 0 | | |

TABLE V : PRIMARY SITE BY AGE GROUP (cont.)

| SITE / AGE - GROUP | | 1+ | 5+ | 10+ | 15+ | 20+ | 25+ | 30+ | 35+ | 40+ | 45+ | 50+ | 55+ | 60+ | 65+ | 70+ | 75+ | 80+ | 85+ | 90+ | 95+ | | |
|--------------------|------------------------|----|-----|-----|-----|-----|-----|-----|-----|-----|-----|-----|-----|-----|-----|-----|-----|-----|-----|-----|-----|---|---|
| C189 | Colon NOS | T | 14 | 0 | 0 | 0 | 0 | 0 | 0 | 0 | 0 | 0 | 1 | 2 | 2 | 3 | 2 | 1 | 2 | 1 | 0 | 0 | |
| | | M | 5 | 0 | 0 | 0 | 0 | 0 | 0 | 0 | 0 | 0 | 0 | 1 | 1 | 1 | 2 | 0 | 0 | 0 | 0 | 0 | 0 |
| | | F | 9 | 0 | 0 | 0 | 0 | 0 | 0 | 0 | 0 | 0 | 0 | 0 | 1 | 1 | 1 | 2 | 1 | 2 | 1 | 0 | 0 |
| C199 | Rectosigmoid Junction | T | 62 | 0 | 0 | 0 | 0 | 0 | 0 | 0 | 1 | 1 | 6 | 9 | 10 | 17 | 11 | 4 | 2 | 1 | 0 | 0 | |
| | | M | 38 | 0 | 0 | 0 | 0 | 0 | 0 | 0 | 0 | 0 | 4 | 5 | 8 | 10 | 6 | 3 | 1 | 1 | 0 | 0 | |
| | | F | 24 | 0 | 0 | 0 | 0 | 0 | 0 | 0 | 1 | 1 | 2 | 4 | 2 | 7 | 5 | 1 | 1 | 0 | 0 | 0 | |
| C209 | Rectum NOS | T | 256 | 0 | 0 | 0 | 1 | 0 | 0 | 2 | 1 | 6 | 12 | 20 | 37 | 31 | 29 | 41 | 31 | 34 | 8 | 3 | 0 |
| | | M | 151 | 0 | 0 | 0 | 1 | 0 | 0 | 1 | 0 | 3 | 6 | 8 | 23 | 22 | 16 | 28 | 18 | 19 | 4 | 2 | 0 |
| | | F | 105 | 0 | 0 | 0 | 0 | 0 | 0 | 1 | 1 | 3 | 6 | 12 | 14 | 9 | 13 | 13 | 13 | 15 | 4 | 1 | 0 |
| C211 | Anal Canal | T | 8 | 0 | 0 | 0 | 0 | 0 | 0 | 0 | 0 | 0 | 0 | 2 | 0 | 1 | 2 | 1 | 0 | 1 | 1 | 0 | 0 |
| | | M | 5 | 0 | 0 | 0 | 0 | 0 | 0 | 0 | 0 | 0 | 0 | 2 | 0 | 1 | 2 | 0 | 0 | 0 | 0 | 0 | 0 |
| | | F | 3 | 0 | 0 | 0 | 0 | 0 | 0 | 0 | 0 | 0 | 0 | 0 | 0 | 0 | 0 | 1 | 0 | 1 | 1 | 0 | 0 |
| C220 | Liver | T | 664 | 3 | 1 | 0 | 1 | 0 | 0 | 2 | 10 | 13 | 43 | 57 | 91 | 127 | 109 | 85 | 49 | 54 | 14 | 5 | 0 |
| | | M | 477 | 3 | 0 | 0 | 0 | 0 | 0 | 2 | 10 | 11 | 32 | 51 | 76 | 87 | 79 | 56 | 26 | 34 | 7 | 3 | 0 |
| | | F | 187 | 0 | 1 | 0 | 1 | 0 | 0 | 0 | 0 | 2 | 11 | 6 | 15 | 40 | 30 | 29 | 23 | 20 | 7 | 2 | 0 |
| C221 | Intrahepatic Bile Duct | T | 97 | 0 | 0 | 0 | 0 | 0 | 1 | 2 | 1 | 0 | 0 | 12 | 16 | 16 | 18 | 10 | 8 | 8 | 5 | 0 | 0 |
| | | M | 48 | 0 | 0 | 0 | 0 | 0 | 1 | 1 | 1 | 0 | 0 | 6 | 11 | 8 | 9 | 4 | 2 | 3 | 2 | 0 | 0 |
| | | F | 49 | 0 | 0 | 0 | 0 | 0 | 0 | 1 | 0 | 0 | 0 | 6 | 5 | 8 | 9 | 6 | 6 | 5 | 3 | 0 | 0 |
| C239 | Gallbladder | T | 23 | 0 | 0 | 0 | 0 | 0 | 0 | 2 | 1 | 1 | 3 | 4 | 2 | 4 | 1 | 3 | 1 | 0 | 1 | 0 | |
| | | M | 5 | 0 | 0 | 0 | 0 | 0 | 0 | 0 | 0 | 0 | 2 | 2 | 0 | 1 | 0 | 0 | 0 | 0 | 0 | 0 | |
| | | F | 18 | 0 | 0 | 0 | 0 | 0 | 0 | 0 | 2 | 1 | 1 | 1 | 2 | 2 | 3 | 1 | 3 | 1 | 0 | 1 | 0 |
| C240 | Extrahepatic Bile Duct | T | 32 | 0 | 0 | 0 | 0 | 0 | 0 | 0 | 0 | 0 | 3 | 5 | 1 | 6 | 6 | 7 | 2 | 1 | 1 | 0 | |
| | | M | 18 | 0 | 0 | 0 | 0 | 0 | 0 | 0 | 0 | 0 | 1 | 1 | 1 | 3 | 4 | 6 | 1 | 1 | 0 | 0 | |
| | | F | 14 | 0 | 0 | 0 | 0 | 0 | 0 | 0 | 0 | 0 | 0 | 2 | 4 | 0 | 3 | 2 | 1 | 1 | 0 | 1 | 0 |
| C241 | Ampulla of Vater | T | 20 | 0 | 0 | 0 | 0 | 0 | 0 | 0 | 0 | 1 | 3 | 2 | 1 | 4 | 3 | 3 | 1 | 2 | 0 | 0 | |
| | | M | 10 | 0 | 0 | 0 | 0 | 0 | 0 | 0 | 0 | 0 | 3 | 1 | 1 | 2 | 1 | 2 | 0 | 0 | 0 | 0 | |
| | | F | 10 | 0 | 0 | 0 | 0 | 0 | 0 | 0 | 0 | 0 | 1 | 0 | 1 | 0 | 2 | 2 | 1 | 1 | 2 | 0 | 0 |
| C250 | Pancreas: Head | T | 73 | 0 | 0 | 0 | 0 | 0 | 0 | 1 | 0 | 2 | 5 | 4 | 4 | 9 | 11 | 15 | 11 | 8 | 3 | 0 | 0 |
| | | M | 45 | 0 | 0 | 0 | 0 | 0 | 0 | 1 | 0 | 2 | 3 | 2 | 3 | 7 | 5 | 8 | 8 | 4 | 2 | 0 | 0 |
| | | F | 28 | 0 | 0 | 0 | 0 | 0 | 0 | 0 | 0 | 0 | 2 | 2 | 1 | 2 | 6 | 7 | 3 | 4 | 1 | 0 | 0 |
| C251 | Pancreas: Body | T | 29 | 0 | 0 | 0 | 0 | 0 | 2 | 1 | 0 | 0 | 0 | 1 | 4 | 2 | 4 | 7 | 4 | 1 | 1 | 2 | 0 |
| | | M | 11 | 0 | 0 | 0 | 0 | 0 | 0 | 0 | 0 | 0 | 0 | 0 | 2 | 2 | 2 | 1 | 2 | 1 | 0 | 1 | 0 |
| | | F | 18 | 0 | 0 | 0 | 0 | 0 | 2 | 1 | 0 | 0 | 0 | 1 | 2 | 0 | 2 | 6 | 2 | 0 | 1 | 1 | 0 |

TABLE V : PRIMARY SITE BY AGE GROUP (cont.)

| SITE / AGE - GROUP | | 1+ | 5+ | 10+ | 15+ | 20+ | 25+ | 30+ | 35+ | 40+ | 45+ | 50+ | 55+ | 60+ | 65+ | 70+ | 75+ | 80+ | 85+ | 90+ | 95+ | | |
|--------------------|----------------------------|----|----|-----|-----|-----|-----|-----|-----|-----|-----|-----|-----|-----|-----|-----|-----|-----|-----|-----|-----|---|---|
| C252 | Pancreas: Tail | T | 14 | 0 | 0 | 0 | 0 | 0 | 2 | 0 | 0 | 0 | 1 | 0 | 4 | 0 | 2 | 1 | 2 | 0 | 1 | 1 | |
| | | M | 7 | 0 | 0 | 0 | 0 | 0 | 0 | 1 | 0 | 0 | 0 | 1 | 0 | 2 | 0 | 0 | 0 | 2 | 0 | 1 | 0 |
| | | F | 7 | 0 | 0 | 0 | 0 | 0 | 0 | 1 | 0 | 0 | 0 | 0 | 0 | 2 | 0 | 2 | 1 | 0 | 0 | 0 | 1 |
| C253 | Pancreatic Duct | T | 1 | 0 | 0 | 0 | 0 | 0 | 0 | 0 | 0 | 0 | 0 | 0 | 0 | 0 | 1 | 0 | 0 | 0 | 0 | 0 | |
| | | M | 0 | 0 | 0 | 0 | 0 | 0 | 0 | 0 | 0 | 0 | 0 | 0 | 0 | 0 | 0 | 0 | 0 | 0 | 0 | 0 | 0 |
| | | F | 1 | 0 | 0 | 0 | 0 | 0 | 0 | 0 | 0 | 0 | 0 | 0 | 0 | 0 | 0 | 1 | 0 | 0 | 0 | 0 | 0 |
| C257 | Pancreas Other | T | 2 | 0 | 0 | 0 | 0 | 0 | 0 | 0 | 0 | 0 | 1 | 0 | 0 | 0 | 0 | 1 | 0 | 0 | 0 | 0 | |
| | | M | 0 | 0 | 0 | 0 | 0 | 0 | 0 | 0 | 0 | 0 | 0 | 0 | 0 | 0 | 0 | 0 | 0 | 0 | 0 | 0 | 0 |
| | | F | 2 | 0 | 0 | 0 | 0 | 0 | 0 | 0 | 0 | 0 | 0 | 1 | 0 | 0 | 0 | 0 | 1 | 0 | 0 | 0 | 0 |
| C258 | Pancreas: Overlapping | T | 5 | 0 | 0 | 0 | 0 | 1 | 0 | 0 | 0 | 0 | 1 | 1 | 0 | 2 | 0 | 0 | 0 | 0 | 0 | 0 | |
| | | M | 1 | 0 | 0 | 0 | 0 | 0 | 0 | 0 | 0 | 0 | 0 | 0 | 0 | 1 | 0 | 0 | 0 | 0 | 0 | 0 | 0 |
| | | F | 4 | 0 | 0 | 0 | 0 | 1 | 0 | 0 | 0 | 0 | 1 | 1 | 0 | 1 | 0 | 0 | 0 | 0 | 0 | 0 | 0 |
| C259 | Pancreas NOS | T | 31 | 0 | 0 | 0 | 0 | 0 | 0 | 1 | 2 | 4 | 5 | 7 | 2 | 3 | 4 | 2 | 1 | 0 | 0 | 0 | |
| | | M | 16 | 0 | 0 | 0 | 0 | 0 | 0 | 1 | 1 | 2 | 2 | 3 | 2 | 2 | 2 | 1 | 0 | 0 | 0 | 0 | 0 |
| | | F | 15 | 0 | 0 | 0 | 0 | 0 | 0 | 0 | 1 | 2 | 3 | 4 | 0 | 1 | 2 | 1 | 1 | 0 | 0 | 0 | 0 |
| C269 | Gastrointestinal Tract NOS | T | 2 | 0 | 0 | 0 | 0 | 1 | 0 | 0 | 0 | 1 | 0 | 0 | 0 | 0 | 0 | 0 | 0 | 0 | 0 | 0 | |
| | | M | 0 | 0 | 0 | 0 | 0 | 0 | 0 | 0 | 0 | 0 | 0 | 0 | 0 | 0 | 0 | 0 | 0 | 0 | 0 | 0 | 0 |
| | | F | 2 | 0 | 0 | 0 | 0 | 1 | 0 | 0 | 0 | 1 | 0 | 0 | 0 | 0 | 0 | 0 | 0 | 0 | 0 | 0 | 0 |
| C300 | Nasal Cavity | T | 25 | 0 | 0 | 0 | 1 | 0 | 1 | 0 | 2 | 1 | 2 | 0 | 5 | 6 | 3 | 2 | 1 | 1 | 0 | 0 | 0 |
| | | M | 13 | 0 | 0 | 0 | 0 | 0 | 1 | 0 | 2 | 0 | 2 | 0 | 4 | 1 | 1 | 2 | 0 | 0 | 0 | 0 | 0 |
| | | F | 12 | 0 | 0 | 0 | 1 | 0 | 0 | 0 | 0 | 1 | 0 | 0 | 1 | 5 | 2 | 0 | 1 | 1 | 0 | 0 | 0 |
| C310 | Maxillary Sinus | T | 15 | 0 | 0 | 0 | 0 | 1 | 0 | 2 | 0 | 0 | 1 | 2 | 1 | 0 | 3 | 1 | 3 | 1 | 0 | 0 | |
| | | M | 12 | 0 | 0 | 0 | 0 | 0 | 0 | 2 | 0 | 0 | 1 | 1 | 1 | 0 | 3 | 1 | 2 | 1 | 0 | 0 | |
| | | F | 3 | 0 | 0 | 0 | 0 | 0 | 1 | 0 | 0 | 0 | 0 | 0 | 1 | 0 | 0 | 0 | 0 | 1 | 0 | 0 | 0 |
| C311 | Ethmoid Sinus | T | 1 | 0 | 0 | 0 | 0 | 0 | 0 | 0 | 0 | 0 | 1 | 0 | 0 | 0 | 0 | 0 | 0 | 0 | 0 | 0 | |
| | | M | 1 | 0 | 0 | 0 | 0 | 0 | 0 | 0 | 0 | 0 | 1 | 0 | 0 | 0 | 0 | 0 | 0 | 0 | 0 | 0 | 0 |
| | | F | 0 | 0 | 0 | 0 | 0 | 0 | 0 | 0 | 0 | 0 | 0 | 0 | 0 | 0 | 0 | 0 | 0 | 0 | 0 | 0 | 0 |
| C320 | Glottis | T | 40 | 0 | 0 | 0 | 0 | 0 | 1 | 1 | 0 | 1 | 3 | 3 | 10 | 7 | 5 | 5 | 2 | 2 | 0 | 0 | |
| | | M | 38 | 0 | 0 | 0 | 0 | 0 | 1 | 1 | 0 | 1 | 3 | 2 | 10 | 7 | 4 | 5 | 2 | 2 | 0 | 0 | |
| | | F | 2 | 0 | 0 | 0 | 0 | 0 | 0 | 0 | 0 | 0 | 0 | 1 | 0 | 0 | 1 | 0 | 0 | 0 | 0 | 0 | |
| C321 | Supraglottis | T | 31 | 0 | 0 | 0 | 0 | 0 | 0 | 0 | 1 | 0 | 3 | 6 | 7 | 4 | 5 | 3 | 2 | 0 | 0 | 0 | |
| | | M | 28 | 0 | 0 | 0 | 0 | 0 | 0 | 0 | 1 | 0 | 3 | 5 | 6 | 4 | 4 | 3 | 2 | 0 | 0 | 0 | |
| | | F | 3 | 0 | 0 | 0 | 0 | 0 | 0 | 0 | 0 | 0 | 0 | 1 | 1 | 0 | 1 | 0 | 0 | 0 | 0 | 0 | |

TABLE V : PRIMARY SITE BY AGE GROUP (cont.)

| SITE / AGE - GROUP | | | 1+ | 5+ | 10+ | 15+ | 20+ | 25+ | 30+ | 35+ | 40+ | 45+ | 50+ | 55+ | 60+ | 65+ | 70+ | 75+ | 80+ | 85+ | 90+ | 95+ | |
|--------------------|-------------------------|---|-----|----|-----|-----|-----|-----|-----|-----|-----|-----|-----|-----|-----|-----|-----|-----|-----|-----|-----|-----|---|
| C328 | Larynx: Overlapping | T | 6 | 0 | 0 | 0 | 0 | 0 | 0 | 0 | 1 | 0 | 0 | 1 | 0 | 1 | 1 | 2 | 0 | 0 | 0 | 0 | |
| | | M | 4 | 0 | 0 | 0 | 0 | 0 | 0 | 0 | 0 | 1 | 0 | 0 | 1 | 0 | 1 | 0 | 1 | 0 | 0 | 0 | 0 |
| | | F | 2 | 0 | 0 | 0 | 0 | 0 | 0 | 0 | 0 | 0 | 0 | 0 | 0 | 0 | 0 | 1 | 1 | 0 | 0 | 0 | 0 |
| C329 | Larynx NOS | T | 4 | 0 | 0 | 0 | 0 | 0 | 0 | 0 | 0 | 0 | 0 | 0 | 3 | 1 | 0 | 0 | 0 | 0 | 0 | 0 | |
| | | M | 3 | 0 | 0 | 0 | 0 | 0 | 0 | 0 | 0 | 0 | 0 | 0 | 3 | 0 | 0 | 0 | 0 | 0 | 0 | 0 | |
| | | F | 1 | 0 | 0 | 0 | 0 | 0 | 0 | 0 | 0 | 0 | 0 | 0 | 0 | 1 | 0 | 0 | 0 | 0 | 0 | 0 | |
| C339 | Trachea | T | 3 | 0 | 0 | 0 | 0 | 0 | 0 | 0 | 0 | 0 | 0 | 1 | 1 | 1 | 0 | 0 | 0 | 0 | 0 | 0 | |
| | | M | 1 | 0 | 0 | 0 | 0 | 0 | 0 | 0 | 0 | 0 | 0 | 0 | 0 | 1 | 0 | 0 | 0 | 0 | 0 | 0 | |
| | | F | 2 | 0 | 0 | 0 | 0 | 0 | 0 | 0 | 0 | 0 | 0 | 0 | 1 | 1 | 0 | 0 | 0 | 0 | 0 | 0 | |
| C340 | Bronchus: Main | T | 3 | 0 | 0 | 0 | 0 | 0 | 0 | 0 | 0 | 0 | 1 | 0 | 1 | 1 | 0 | 0 | 0 | 0 | 0 | 0 | |
| | | M | 1 | 0 | 0 | 0 | 0 | 0 | 0 | 0 | 0 | 0 | 0 | 0 | 1 | 0 | 0 | 0 | 0 | 0 | 0 | 0 | |
| | | F | 2 | 0 | 0 | 0 | 0 | 0 | 0 | 0 | 0 | 0 | 0 | 1 | 0 | 1 | 0 | 0 | 0 | 0 | 0 | 0 | |
| C341 | Lung: Upper Lobe | T | 264 | 0 | 0 | 0 | 1 | 1 | 0 | 0 | 4 | 7 | 12 | 29 | 42 | 58 | 47 | 25 | 27 | 8 | 3 | 0 | |
| | | M | 155 | 0 | 0 | 0 | 1 | 1 | 0 | 0 | 2 | 3 | 7 | 14 | 27 | 32 | 30 | 16 | 18 | 2 | 2 | 0 | |
| | | F | 109 | 0 | 0 | 0 | 0 | 0 | 0 | 0 | 2 | 4 | 5 | 15 | 15 | 26 | 17 | 9 | 9 | 6 | 1 | 0 | |
| C342 | Lung: Middle Lobe | T | 31 | 0 | 0 | 0 | 1 | 0 | 0 | 0 | 1 | 1 | 1 | 2 | 6 | 4 | 4 | 4 | 4 | 3 | 0 | 0 | |
| | | M | 17 | 0 | 0 | 0 | 0 | 0 | 0 | 0 | 0 | 0 | 1 | 1 | 5 | 3 | 3 | 1 | 2 | 1 | 0 | 0 | |
| | | F | 14 | 0 | 0 | 0 | 1 | 0 | 0 | 0 | 1 | 1 | 0 | 1 | 1 | 1 | 1 | 3 | 2 | 2 | 0 | 0 | |
| C343 | Lung: Lower Lobe | T | 191 | 0 | 0 | 0 | 1 | 0 | 1 | 0 | 1 | 8 | 12 | 20 | 23 | 41 | 40 | 18 | 14 | 8 | 2 | 2 | |
| | | M | 97 | 0 | 0 | 0 | 0 | 0 | 0 | 0 | 1 | 3 | 6 | 8 | 12 | 19 | 25 | 9 | 7 | 4 | 1 | 2 | |
| | | F | 94 | 0 | 0 | 0 | 1 | 0 | 1 | 0 | 0 | 5 | 6 | 12 | 11 | 22 | 15 | 9 | 7 | 4 | 1 | 0 | |
| C348 | Lung, Bronchus: Overlap | T | 2 | 0 | 0 | 0 | 0 | 0 | 0 | 0 | 0 | 0 | 0 | 0 | 0 | 1 | 1 | 0 | 0 | 0 | 0 | 0 | |
| | | M | 0 | 0 | 0 | 0 | 0 | 0 | 0 | 0 | 0 | 0 | 0 | 0 | 0 | 0 | 0 | 0 | 0 | 0 | 0 | 0 | |
| | | F | 2 | 0 | 0 | 0 | 0 | 0 | 0 | 0 | 0 | 0 | 0 | 0 | 0 | 1 | 1 | 0 | 0 | 0 | 0 | 0 | |
| C349 | Lung NOS | T | 105 | 0 | 0 | 0 | 0 | 0 | 0 | 0 | 0 | 5 | 10 | 10 | 26 | 17 | 12 | 11 | 6 | 5 | 3 | 0 | |
| | | M | 62 | 0 | 0 | 0 | 0 | 0 | 0 | 0 | 0 | 1 | 7 | 7 | 15 | 11 | 8 | 7 | 4 | 2 | 0 | 0 | |
| | | F | 43 | 0 | 0 | 0 | 0 | 0 | 0 | 0 | 0 | 4 | 3 | 3 | 11 | 6 | 4 | 4 | 2 | 3 | 3 | 0 | |
| C379 | Thymus | T | 3 | 0 | 0 | 0 | 0 | 0 | 1 | 0 | 0 | 0 | 1 | 0 | 1 | 0 | 0 | 0 | 0 | 0 | 0 | 0 | |
| | | M | 1 | 0 | 0 | 0 | 0 | 0 | 0 | 0 | 0 | 0 | 0 | 0 | 1 | 0 | 0 | 0 | 0 | 0 | 0 | 0 | |
| | | F | 2 | 0 | 0 | 0 | 0 | 0 | 1 | 0 | 0 | 0 | 1 | 0 | 0 | 0 | 0 | 0 | 0 | 0 | 0 | 0 | |
| C380 | Heart | T | 1 | 0 | 0 | 0 | 0 | 0 | 0 | 0 | 0 | 0 | 0 | 0 | 1 | 0 | 0 | 0 | 0 | 0 | 0 | 0 | |
| | | M | 1 | 0 | 0 | 0 | 0 | 0 | 0 | 0 | 0 | 0 | 0 | 0 | 1 | 0 | 0 | 0 | 0 | 0 | 0 | 0 | |
| | | F | 0 | 0 | 0 | 0 | 0 | 0 | 0 | 0 | 0 | 0 | 0 | 0 | 0 | 0 | 0 | 0 | 0 | 0 | 0 | 0 | |

TABLE V : PRIMARY SITE BY AGE GROUP (cont.)

| SITE / AGE - GROUP | | 1+ | 5+ | 10+ | 15+ | 20+ | 25+ | 30+ | 35+ | 40+ | 45+ | 50+ | 55+ | 60+ | 65+ | 70+ | 75+ | 80+ | 85+ | 90+ | 95+ | | | |
|--------------------|-----------------------------|----|----|-----|-----|-----|-----|-----|-----|-----|-----|-----|-----|-----|-----|-----|-----|-----|-----|-----|-----|---|---|---|
| C381 | Mediastinum: Anterior | T | 21 | 0 | 1 | 2 | 3 | 2 | 6 | 0 | 0 | 1 | 0 | 2 | 2 | 1 | 0 | 1 | 0 | 0 | 0 | 0 | 0 | |
| | | M | 13 | 0 | 1 | 1 | 2 | 2 | 5 | 0 | 0 | 0 | 0 | 0 | 1 | 0 | 0 | 1 | 0 | 0 | 0 | 0 | 0 | 0 |
| | | F | 8 | 0 | 0 | 1 | 1 | 0 | 1 | 0 | 0 | 1 | 0 | 2 | 1 | 1 | 0 | 0 | 0 | 0 | 0 | 0 | 0 | 0 |
| C382 | Mediastinum: Posterior | T | 4 | 1 | 0 | 0 | 1 | 1 | 1 | 0 | 0 | 0 | 0 | 0 | 0 | 0 | 0 | 0 | 0 | 0 | 0 | 0 | 0 | 0 |
| | | M | 2 | 0 | 0 | 0 | 1 | 0 | 1 | 0 | 0 | 0 | 0 | 0 | 0 | 0 | 0 | 0 | 0 | 0 | 0 | 0 | 0 | 0 |
| | | F | 2 | 1 | 0 | 0 | 0 | 1 | 0 | 0 | 0 | 0 | 0 | 0 | 0 | 0 | 0 | 0 | 0 | 0 | 0 | 0 | 0 | 0 |
| C383 | Mediastinum NOS | T | 3 | 0 | 0 | 0 | 0 | 0 | 0 | 0 | 0 | 0 | 0 | 0 | 0 | 0 | 1 | 0 | 2 | 0 | 0 | 0 | 0 | |
| | | M | 1 | 0 | 0 | 0 | 0 | 0 | 0 | 0 | 0 | 0 | 0 | 0 | 0 | 0 | 1 | 0 | 0 | 0 | 0 | 0 | 0 | |
| | | F | 2 | 0 | 0 | 0 | 0 | 0 | 0 | 0 | 0 | 0 | 0 | 0 | 0 | 0 | 0 | 0 | 0 | 2 | 0 | 0 | 0 | |
| C384 | Pleura NOS | T | 7 | 0 | 0 | 0 | 0 | 0 | 0 | 1 | 0 | 0 | 0 | 0 | 1 | 1 | 0 | 1 | 3 | 0 | 0 | 0 | 0 | |
| | | M | 4 | 0 | 0 | 0 | 0 | 0 | 0 | 1 | 0 | 0 | 0 | 0 | 1 | 0 | 0 | 1 | 1 | 0 | 0 | 0 | 0 | |
| | | F | 3 | 0 | 0 | 0 | 0 | 0 | 0 | 0 | 0 | 0 | 0 | 0 | 0 | 1 | 0 | 0 | 2 | 0 | 0 | 0 | 0 | |
| C400 | Bone: Upper Long | T | 6 | 0 | 1 | 2 | 1 | 1 | 0 | 0 | 0 | 0 | 0 | 1 | 0 | 0 | 0 | 0 | 0 | 0 | 0 | 0 | 0 | |
| | | M | 1 | 0 | 0 | 0 | 0 | 1 | 0 | 0 | 0 | 0 | 0 | 0 | 0 | 0 | 0 | 0 | 0 | 0 | 0 | 0 | 0 | |
| | | F | 5 | 0 | 1 | 2 | 1 | 0 | 0 | 0 | 0 | 0 | 0 | 1 | 0 | 0 | 0 | 0 | 0 | 0 | 0 | 0 | 0 | |
| C402 | Bone: Lower Long | T | 12 | 0 | 1 | 3 | 5 | 0 | 1 | 0 | 0 | 1 | 0 | 0 | 0 | 1 | 0 | 0 | 0 | 0 | 0 | 0 | 0 | |
| | | M | 4 | 0 | 0 | 2 | 2 | 0 | 0 | 0 | 0 | 0 | 0 | 0 | 0 | 0 | 0 | 0 | 0 | 0 | 0 | 0 | 0 | |
| | | F | 8 | 0 | 1 | 1 | 3 | 0 | 1 | 0 | 0 | 1 | 0 | 0 | 0 | 1 | 0 | 0 | 0 | 0 | 0 | 0 | 0 | |
| C403 | Bone: Lower Short | T | 2 | 0 | 0 | 0 | 0 | 0 | 0 | 0 | 0 | 0 | 0 | 2 | 0 | 0 | 0 | 0 | 0 | 0 | 0 | 0 | 0 | |
| | | M | 2 | 0 | 0 | 0 | 0 | 0 | 0 | 0 | 0 | 0 | 0 | 2 | 0 | 0 | 0 | 0 | 0 | 0 | 0 | 0 | 0 | |
| | | F | 0 | 0 | 0 | 0 | 0 | 0 | 0 | 0 | 0 | 0 | 0 | 0 | 0 | 0 | 0 | 0 | 0 | 0 | 0 | 0 | 0 | |
| C410 | Bone: Skull and Face | T | 5 | 1 | 0 | 0 | 1 | 0 | 0 | 0 | 2 | 0 | 0 | 0 | 1 | 0 | 0 | 0 | 0 | 0 | 0 | 0 | 0 | |
| | | M | 3 | 1 | 0 | 0 | 1 | 0 | 0 | 0 | 0 | 0 | 0 | 0 | 1 | 0 | 0 | 0 | 0 | 0 | 0 | 0 | 0 | |
| | | F | 2 | 0 | 0 | 0 | 0 | 0 | 0 | 0 | 2 | 0 | 0 | 0 | 0 | 0 | 0 | 0 | 0 | 0 | 0 | 0 | 0 | |
| C411 | Bone: Mandible | T | 3 | 2 | 0 | 0 | 0 | 0 | 0 | 1 | 0 | 0 | 0 | 0 | 0 | 0 | 0 | 0 | 0 | 0 | 0 | 0 | 0 | |
| | | M | 3 | 2 | 0 | 0 | 0 | 0 | 0 | 1 | 0 | 0 | 0 | 0 | 0 | 0 | 0 | 0 | 0 | 0 | 0 | 0 | 0 | |
| | | F | 0 | 0 | 0 | 0 | 0 | 0 | 0 | 0 | 0 | 0 | 0 | 0 | 0 | 0 | 0 | 0 | 0 | 0 | 0 | 0 | 0 | |
| C412 | Bone: Vertebral Column | T | 10 | 1 | 0 | 0 | 0 | 0 | 3 | 0 | 0 | 1 | 0 | 1 | 3 | 0 | 1 | 0 | 0 | 0 | 0 | 0 | 0 | |
| | | M | 4 | 0 | 0 | 0 | 0 | 0 | 0 | 0 | 0 | 1 | 0 | 0 | 2 | 0 | 1 | 0 | 0 | 0 | 0 | 0 | 0 | |
| | | F | 6 | 1 | 0 | 0 | 0 | 0 | 3 | 0 | 0 | 0 | 0 | 1 | 1 | 0 | 0 | 0 | 0 | 0 | 0 | 0 | 0 | |
| C413 | Bone: Rib, Sterum, Clavicle | T | 1 | 0 | 0 | 0 | 0 | 1 | 0 | 0 | 0 | 0 | 0 | 0 | 0 | 0 | 0 | 0 | 0 | 0 | 0 | 0 | 0 | |
| | | M | 1 | 0 | 0 | 0 | 0 | 1 | 0 | 0 | 0 | 0 | 0 | 0 | 0 | 0 | 0 | 0 | 0 | 0 | 0 | 0 | 0 | |
| | | F | 0 | 0 | 0 | 0 | 0 | 0 | 0 | 0 | 0 | 0 | 0 | 0 | 0 | 0 | 0 | 0 | 0 | 0 | 0 | 0 | 0 | |

TABLE V : PRIMARY SITE BY AGE GROUP (cont.)

| SITE / AGE - GROUP | | | 1+ | 5+ | 10+ | 15+ | 20+ | 25+ | 30+ | 35+ | 40+ | 45+ | 50+ | 55+ | 60+ | 65+ | 70+ | 75+ | 80+ | 85+ | 90+ | 95+ | |
|--------------------|-------------------------------|---|-----|----|-----|-----|-----|-----|-----|-----|-----|-----|-----|-----|-----|-----|-----|-----|-----|-----|-----|-----|---|
| C414 | Bone: Pelvic, Sacrum, Coccyx | T | 8 | 0 | 0 | 0 | 1 | 0 | 0 | 0 | 2 | 0 | 0 | 0 | 2 | 0 | 1 | 2 | 0 | 0 | 0 | 0 | |
| | | M | 6 | 0 | 0 | 0 | 1 | 0 | 0 | 0 | 1 | 0 | 0 | 0 | 2 | 0 | 1 | 1 | 0 | 0 | 0 | 0 | |
| | | F | 2 | 0 | 0 | 0 | 0 | 0 | 0 | 0 | 1 | 0 | 0 | 0 | 0 | 0 | 0 | 1 | 0 | 0 | 0 | 0 | |
| C421 | Bone Marrow | T | 338 | 9 | 9 | 8 | 7 | 7 | 5 | 6 | 13 | 17 | 19 | 18 | 33 | 43 | 39 | 43 | 21 | 22 | 14 | 5 | 0 |
| | | M | 186 | 6 | 4 | 4 | 4 | 6 | 4 | 3 | 7 | 10 | 9 | 12 | 19 | 26 | 21 | 25 | 8 | 11 | 6 | 1 | 0 |
| | | F | 152 | 3 | 5 | 4 | 3 | 1 | 1 | 3 | 6 | 7 | 10 | 6 | 14 | 17 | 18 | 18 | 13 | 11 | 8 | 4 | 0 |
| C422 | Spleen | T | 1 | 0 | 0 | 0 | 0 | 0 | 0 | 0 | 1 | 0 | 0 | 0 | 0 | 0 | 0 | 0 | 0 | 0 | 0 | 0 | 0 |
| | | M | 1 | 0 | 0 | 0 | 0 | 0 | 0 | 0 | 1 | 0 | 0 | 0 | 0 | 0 | 0 | 0 | 0 | 0 | 0 | 0 | 0 |
| | | F | 0 | 0 | 0 | 0 | 0 | 0 | 0 | 0 | 0 | 0 | 0 | 0 | 0 | 0 | 0 | 0 | 0 | 0 | 0 | 0 | 0 |
| C440 | Skin of lip, NOS | T | 6 | 0 | 0 | 0 | 0 | 0 | 0 | 0 | 0 | 1 | 1 | 0 | 0 | 0 | 2 | 1 | 0 | 0 | 0 | 0 | 1 |
| | | M | 2 | 0 | 0 | 0 | 0 | 0 | 0 | 0 | 0 | 1 | 0 | 0 | 0 | 0 | 0 | 1 | 0 | 0 | 0 | 0 | 0 |
| | | F | 4 | 0 | 0 | 0 | 0 | 0 | 0 | 0 | 0 | 0 | 1 | 0 | 0 | 0 | 2 | 0 | 0 | 0 | 0 | 0 | 1 |
| C441 | Eyelid | T | 14 | 0 | 0 | 0 | 0 | 1 | 0 | 0 | 1 | 0 | 1 | 1 | 0 | 2 | 3 | 2 | 0 | 2 | 1 | 0 | |
| | | M | 8 | 0 | 0 | 0 | 0 | 1 | 0 | 0 | 0 | 0 | 1 | 1 | 0 | 1 | 2 | 1 | 0 | 1 | 0 | 0 | |
| | | F | 6 | 0 | 0 | 0 | 0 | 0 | 0 | 0 | 1 | 0 | 0 | 0 | 0 | 1 | 1 | 1 | 0 | 1 | 1 | 0 | |
| C442 | External Ear | T | 22 | 0 | 0 | 0 | 0 | 0 | 0 | 0 | 0 | 0 | 3 | 4 | 4 | 2 | 2 | 1 | 1 | 4 | 1 | 0 | |
| | | M | 12 | 0 | 0 | 0 | 0 | 0 | 0 | 0 | 0 | 0 | 1 | 2 | 2 | 1 | 1 | 1 | 0 | 3 | 1 | 0 | |
| | | F | 10 | 0 | 0 | 0 | 0 | 0 | 0 | 0 | 0 | 0 | 2 | 2 | 2 | 1 | 1 | 0 | 1 | 1 | 0 | 0 | |
| C443 | Skin: Cheek ChinFaceForehead | T | 102 | 0 | 0 | 0 | 0 | 0 | 1 | 2 | 1 | 3 | 4 | 7 | 6 | 14 | 14 | 11 | 12 | 18 | 7 | 2 | |
| | | M | 44 | 0 | 0 | 0 | 0 | 0 | 0 | 0 | 0 | 2 | 2 | 1 | 3 | 7 | 7 | 4 | 8 | 8 | 2 | 0 | |
| | | F | 58 | 0 | 0 | 0 | 0 | 0 | 1 | 2 | 1 | 1 | 2 | 6 | 3 | 7 | 7 | 7 | 4 | 10 | 5 | 2 | |
| C444 | Skin of Scalp and Neck | T | 17 | 0 | 0 | 0 | 0 | 0 | 1 | 0 | 0 | 1 | 1 | 2 | 2 | 3 | 2 | 4 | 0 | 0 | 1 | 0 | |
| | | M | 7 | 0 | 0 | 0 | 0 | 0 | 0 | 0 | 0 | 0 | 0 | 1 | 2 | 1 | 1 | 2 | 0 | 0 | 0 | 0 | |
| | | F | 10 | 0 | 0 | 0 | 0 | 0 | 1 | 0 | 0 | 1 | 1 | 1 | 0 | 2 | 1 | 2 | 0 | 0 | 1 | 0 | |
| C445 | Skin of Trunk | T | 39 | 1 | 1 | 1 | 0 | 1 | 2 | 0 | 0 | 2 | 3 | 4 | 8 | 1 | 3 | 3 | 4 | 4 | 1 | 0 | |
| | | M | 18 | 1 | 0 | 1 | 0 | 0 | 2 | 0 | 0 | 1 | 2 | 1 | 4 | 0 | 2 | 0 | 2 | 1 | 1 | 0 | |
| | | F | 21 | 0 | 1 | 0 | 0 | 1 | 0 | 0 | 0 | 1 | 1 | 3 | 4 | 1 | 1 | 3 | 2 | 3 | 0 | 0 | |
| C446 | Skin of upper limb & shoulder | T | 27 | 0 | 0 | 0 | 0 | 1 | 0 | 0 | 1 | 1 | 3 | 0 | 4 | 2 | 2 | 4 | 5 | 3 | 1 | 0 | |
| | | M | 13 | 0 | 0 | 0 | 0 | 0 | 0 | 0 | 1 | 1 | 1 | 0 | 2 | 0 | 1 | 4 | 2 | 0 | 1 | 0 | |
| | | F | 14 | 0 | 0 | 0 | 0 | 1 | 0 | 0 | 0 | 0 | 2 | 0 | 2 | 2 | 1 | 0 | 3 | 3 | 0 | 0 | |
| C447 | Skin of lower limb and hip | T | 35 | 0 | 0 | 0 | 0 | 0 | 0 | 0 | 2 | 2 | 1 | 2 | 6 | 3 | 7 | 3 | 0 | 4 | 4 | 1 | |
| | | M | 17 | 0 | 0 | 0 | 0 | 0 | 0 | 0 | 1 | 1 | 1 | 2 | 1 | 2 | 3 | 2 | 0 | 3 | 0 | 1 | |
| | | F | 18 | 0 | 0 | 0 | 0 | 0 | 0 | 0 | 1 | 1 | 0 | 0 | 5 | 1 | 4 | 1 | 0 | 1 | 4 | 0 | |

TABLE V : PRIMARY SITE BY AGE GROUP (cont.)

| SITE / AGE - GROUP | | 1+ | 5+ | 10+ | 15+ | 20+ | 25+ | 30+ | 35+ | 40+ | 45+ | 50+ | 55+ | 60+ | 65+ | 70+ | 75+ | 80+ | 85+ | 90+ | 95+ | | |
|--------------------|-------------------------------|----|----|-----|-----|-----|-----|-----|-----|-----|-----|-----|-----|-----|-----|-----|-----|-----|-----|-----|-----|---|---|
| C449 | Skin NOS | T | 2 | 0 | 0 | 0 | 0 | 0 | 0 | 0 | 0 | 0 | 0 | 0 | 1 | 1 | 0 | 0 | 0 | 0 | 0 | 0 | |
| | | M | 1 | 0 | 0 | 0 | 0 | 0 | 0 | 0 | 0 | 0 | 0 | 0 | 1 | 0 | 0 | 0 | 0 | 0 | 0 | 0 | 0 |
| | | F | 1 | 0 | 0 | 0 | 0 | 0 | 0 | 0 | 0 | 0 | 0 | 0 | 0 | 1 | 0 | 0 | 0 | 0 | 0 | 0 | 0 |
| C480 | Retroperitoneum | T | 24 | 1 | 1 | 1 | 0 | 0 | 0 | 1 | 2 | 1 | 4 | 3 | 2 | 0 | 3 | 2 | 2 | 0 | 1 | 0 | 0 |
| | | M | 10 | 0 | 1 | 0 | 0 | 0 | 0 | 0 | 1 | 0 | 1 | 0 | 0 | 0 | 3 | 1 | 2 | 0 | 1 | 0 | 0 |
| | | F | 14 | 1 | 0 | 1 | 0 | 0 | 0 | 1 | 1 | 1 | 3 | 3 | 2 | 0 | 0 | 1 | 0 | 0 | 0 | 0 | 0 |
| C481 | Peritoneum: Specified pts | T | 5 | 0 | 0 | 0 | 0 | 0 | 0 | 1 | 0 | 0 | 2 | 0 | 0 | 2 | 0 | 0 | 0 | 0 | 0 | 0 | 0 |
| | | M | 2 | 0 | 0 | 0 | 0 | 0 | 0 | 0 | 1 | 0 | 0 | 1 | 0 | 0 | 0 | 0 | 0 | 0 | 0 | 0 | 0 |
| | | F | 3 | 0 | 0 | 0 | 0 | 0 | 0 | 0 | 0 | 0 | 0 | 1 | 0 | 0 | 2 | 0 | 0 | 0 | 0 | 0 | 0 |
| C482 | Peritoneum NOS | T | 9 | 0 | 0 | 1 | 0 | 0 | 0 | 0 | 0 | 0 | 1 | 1 | 3 | 1 | 1 | 1 | 0 | 0 | 0 | 0 | 0 |
| | | M | 0 | 0 | 0 | 0 | 0 | 0 | 0 | 0 | 0 | 0 | 0 | 0 | 0 | 0 | 0 | 0 | 0 | 0 | 0 | 0 | 0 |
| | | F | 9 | 0 | 0 | 1 | 0 | 0 | 0 | 0 | 0 | 0 | 0 | 1 | 1 | 3 | 1 | 1 | 1 | 0 | 0 | 0 | 0 |
| C490 | Connective: Head, Face, Neck | T | 7 | 3 | 1 | 0 | 0 | 0 | 1 | 0 | 0 | 0 | 0 | 0 | 0 | 0 | 2 | 0 | 0 | 0 | 0 | 0 | 0 |
| | | M | 5 | 1 | 1 | 0 | 0 | 0 | 1 | 0 | 0 | 0 | 0 | 0 | 0 | 0 | 0 | 2 | 0 | 0 | 0 | 0 | 0 |
| | | F | 2 | 2 | 0 | 0 | 0 | 0 | 0 | 0 | 0 | 0 | 0 | 0 | 0 | 0 | 0 | 0 | 0 | 0 | 0 | 0 | 0 |
| C491 | Connective Upperlimb Shoulder | T | 14 | 0 | 0 | 1 | 0 | 0 | 1 | 0 | 0 | 0 | 1 | 0 | 0 | 5 | 1 | 1 | 1 | 2 | 1 | 0 | 0 |
| | | M | 6 | 0 | 0 | 0 | 0 | 0 | 1 | 0 | 0 | 0 | 0 | 0 | 0 | 4 | 1 | 0 | 0 | 0 | 0 | 0 | 0 |
| | | F | 8 | 0 | 0 | 1 | 0 | 0 | 0 | 0 | 0 | 0 | 1 | 0 | 0 | 1 | 0 | 1 | 1 | 2 | 1 | 0 | 0 |
| C492 | Connective: Lower limb & hip | T | 27 | 0 | 0 | 0 | 0 | 2 | 3 | 0 | 1 | 2 | 3 | 3 | 1 | 4 | 3 | 3 | 2 | 0 | 0 | 0 | 0 |
| | | M | 12 | 0 | 0 | 0 | 0 | 0 | 0 | 0 | 1 | 0 | 1 | 1 | 1 | 2 | 3 | 2 | 1 | 0 | 0 | 0 | 0 |
| | | F | 15 | 0 | 0 | 0 | 0 | 2 | 3 | 0 | 0 | 2 | 2 | 2 | 0 | 2 | 0 | 1 | 1 | 0 | 0 | 0 | 0 |
| C493 | Connective: Thorax | T | 7 | 0 | 0 | 0 | 0 | 0 | 2 | 0 | 1 | 0 | 0 | 1 | 0 | 0 | 0 | 0 | 1 | 2 | 0 | 0 | 0 |
| | | M | 1 | 0 | 0 | 0 | 0 | 0 | 0 | 0 | 0 | 0 | 0 | 1 | 0 | 0 | 0 | 0 | 0 | 0 | 0 | 0 | 0 |
| | | F | 6 | 0 | 0 | 0 | 0 | 0 | 2 | 0 | 1 | 0 | 0 | 0 | 0 | 0 | 0 | 0 | 1 | 2 | 0 | 0 | 0 |
| C494 | Connective: Abdomen | T | 6 | 0 | 0 | 0 | 0 | 0 | 1 | 0 | 2 | 0 | 1 | 0 | 0 | 0 | 0 | 0 | 1 | 1 | 0 | 0 | 0 |
| | | M | 1 | 0 | 0 | 0 | 0 | 0 | 1 | 0 | 0 | 0 | 0 | 0 | 0 | 0 | 0 | 0 | 0 | 0 | 0 | 0 | 0 |
| | | F | 5 | 0 | 0 | 0 | 0 | 0 | 0 | 0 | 2 | 0 | 1 | 0 | 0 | 0 | 0 | 0 | 1 | 1 | 0 | 0 | 0 |
| C495 | Connective: Pelvis | T | 3 | 0 | 0 | 0 | 0 | 0 | 0 | 1 | 0 | 0 | 0 | 0 | 1 | 0 | 1 | 0 | 0 | 0 | 0 | 0 | 0 |
| | | M | 0 | 0 | 0 | 0 | 0 | 0 | 0 | 0 | 0 | 0 | 0 | 0 | 0 | 0 | 0 | 0 | 0 | 0 | 0 | 0 | 0 |
| | | F | 3 | 0 | 0 | 0 | 0 | 0 | 0 | 1 | 0 | 0 | 0 | 0 | 1 | 0 | 1 | 0 | 0 | 0 | 0 | 0 | 0 |
| C496 | Connective: Trunk NOS | T | 7 | 0 | 0 | 0 | 0 | 0 | 1 | 1 | 0 | 0 | 1 | 1 | 0 | 0 | 1 | 1 | 1 | 0 | 0 | 0 | 0 |
| | | M | 5 | 0 | 0 | 0 | 0 | 0 | 0 | 0 | 0 | 0 | 1 | 1 | 0 | 0 | 1 | 1 | 1 | 0 | 0 | 0 | 0 |
| | | F | 2 | 0 | 0 | 0 | 0 | 0 | 1 | 1 | 0 | 0 | 0 | 0 | 0 | 0 | 0 | 0 | 0 | 0 | 0 | 0 | 0 |

TABLE V : PRIMARY SITE BY AGE GROUP (cont.)

| SITE / AGE - GROUP | | | 1+ | 5+ | 10+ | 15+ | 20+ | 25+ | 30+ | 35+ | 40+ | 45+ | 50+ | 55+ | 60+ | 65+ | 70+ | 75+ | 80+ | 85+ | 90+ | 95+ | |
|--------------------|------------------------------|---|-----|----|-----|-----|-----|-----|-----|-----|-----|-----|-----|-----|-----|-----|-----|-----|-----|-----|-----|-----|---|
| C499 | Connective NOS | T | 1 | 0 | 0 | 0 | 0 | 0 | 0 | 0 | 0 | 0 | 0 | 0 | 0 | 1 | 0 | 0 | 0 | 0 | 0 | 0 | |
| | | M | 1 | 0 | 0 | 0 | 0 | 0 | 0 | 0 | 0 | 0 | 0 | 0 | 0 | 0 | 1 | 0 | 0 | 0 | 0 | 0 | 0 |
| | | F | 0 | 0 | 0 | 0 | 0 | 0 | 0 | 0 | 0 | 0 | 0 | 0 | 0 | 0 | 0 | 0 | 0 | 0 | 0 | 0 | 0 |
| C500 | Nipple | T | 15 | 0 | 0 | 0 | 0 | 0 | 0 | 1 | 1 | 1 | 5 | 2 | 0 | 3 | 0 | 1 | 1 | 0 | 0 | 0 | |
| | | M | 0 | 0 | 0 | 0 | 0 | 0 | 0 | 0 | 0 | 0 | 0 | 0 | 0 | 0 | 0 | 0 | 0 | 0 | 0 | 0 | |
| | | F | 15 | 0 | 0 | 0 | 0 | 0 | 0 | 1 | 1 | 1 | 5 | 2 | 0 | 3 | 0 | 1 | 1 | 0 | 0 | 0 | |
| C501 | Central portion of breast | T | 80 | 0 | 0 | 0 | 0 | 2 | 2 | 4 | 3 | 12 | 11 | 9 | 8 | 11 | 7 | 3 | 5 | 3 | 0 | 0 | |
| | | M | 2 | 0 | 0 | 0 | 0 | 0 | 0 | 0 | 0 | 0 | 0 | 0 | 0 | 0 | 1 | 0 | 0 | 1 | 0 | 0 | |
| | | F | 78 | 0 | 0 | 0 | 0 | 2 | 2 | 4 | 3 | 12 | 11 | 9 | 8 | 11 | 6 | 3 | 5 | 2 | 0 | 0 | |
| C502 | Upper-inner quadrant breast | T | 122 | 0 | 0 | 0 | 0 | 0 | 2 | 1 | 12 | 16 | 18 | 26 | 14 | 11 | 9 | 7 | 4 | 1 | 1 | 0 | |
| | | M | 0 | 0 | 0 | 0 | 0 | 0 | 0 | 0 | 0 | 0 | 0 | 0 | 0 | 0 | 0 | 0 | 0 | 0 | 0 | 0 | |
| | | F | 122 | 0 | 0 | 0 | 0 | 0 | 2 | 1 | 12 | 16 | 18 | 26 | 14 | 11 | 9 | 7 | 4 | 1 | 1 | 0 | |
| C503 | Lower-inner quadrant breast | T | 57 | 0 | 0 | 0 | 0 | 0 | 1 | 5 | 3 | 8 | 7 | 9 | 11 | 7 | 3 | 2 | 1 | 0 | 0 | 0 | |
| | | M | 0 | 0 | 0 | 0 | 0 | 0 | 0 | 0 | 0 | 0 | 0 | 0 | 0 | 0 | 0 | 0 | 0 | 0 | 0 | 0 | |
| | | F | 57 | 0 | 0 | 0 | 0 | 0 | 1 | 5 | 3 | 8 | 7 | 9 | 11 | 7 | 3 | 2 | 1 | 0 | 0 | 0 | |
| C504 | Upper-outer quadrant breast | T | 375 | 0 | 0 | 0 | 1 | 1 | 5 | 21 | 20 | 55 | 45 | 76 | 53 | 49 | 21 | 15 | 8 | 5 | 0 | 0 | |
| | | M | 0 | 0 | 0 | 0 | 0 | 0 | 0 | 0 | 0 | 0 | 0 | 0 | 0 | 0 | 0 | 0 | 0 | 0 | 0 | 0 | |
| | | F | 375 | 0 | 0 | 0 | 1 | 1 | 5 | 21 | 20 | 55 | 45 | 76 | 53 | 49 | 21 | 15 | 8 | 5 | 0 | 0 | |
| C505 | Lower-outer quadrant breast | T | 69 | 0 | 0 | 0 | 0 | 0 | 0 | 3 | 2 | 10 | 12 | 20 | 7 | 6 | 7 | 1 | 1 | 0 | 0 | 0 | |
| | | M | 0 | 0 | 0 | 0 | 0 | 0 | 0 | 0 | 0 | 0 | 0 | 0 | 0 | 0 | 0 | 0 | 0 | 0 | 0 | 0 | |
| | | F | 69 | 0 | 0 | 0 | 0 | 0 | 0 | 3 | 2 | 10 | 12 | 20 | 7 | 6 | 7 | 1 | 1 | 0 | 0 | 0 | |
| C506 | Axillary tail of breast | T | 1 | 0 | 0 | 0 | 0 | 0 | 0 | 0 | 0 | 0 | 0 | 1 | 0 | 0 | 0 | 0 | 0 | 0 | 0 | 0 | |
| | | M | 0 | 0 | 0 | 0 | 0 | 0 | 0 | 0 | 0 | 0 | 0 | 0 | 0 | 0 | 0 | 0 | 0 | 0 | 0 | 0 | |
| | | F | 1 | 0 | 0 | 0 | 0 | 0 | 0 | 0 | 0 | 0 | 0 | 1 | 0 | 0 | 0 | 0 | 0 | 0 | 0 | 0 | |
| C508 | Overlapping lesion of breast | T | 197 | 0 | 0 | 0 | 0 | 1 | 6 | 7 | 18 | 24 | 33 | 25 | 27 | 26 | 12 | 12 | 3 | 3 | 0 | 0 | |
| | | M | 0 | 0 | 0 | 0 | 0 | 0 | 0 | 0 | 0 | 0 | 0 | 0 | 0 | 0 | 0 | 0 | 0 | 0 | 0 | 0 | |
| | | F | 197 | 0 | 0 | 0 | 0 | 1 | 6 | 7 | 18 | 24 | 33 | 25 | 27 | 26 | 12 | 12 | 3 | 3 | 0 | 0 | |
| C509 | Breast NOS | T | 163 | 0 | 0 | 0 | 0 | 1 | 6 | 10 | 9 | 21 | 24 | 19 | 31 | 16 | 14 | 7 | 3 | 2 | 0 | 0 | |
| | | M | 0 | 0 | 0 | 0 | 0 | 0 | 0 | 0 | 0 | 0 | 0 | 0 | 0 | 0 | 0 | 0 | 0 | 0 | 0 | 0 | |
| | | F | 163 | 0 | 0 | 0 | 0 | 1 | 6 | 10 | 9 | 21 | 24 | 19 | 31 | 16 | 14 | 7 | 3 | 2 | 0 | 0 | |
| C510 | Labium majus | T | 2 | 0 | 0 | 0 | 0 | 0 | 0 | 0 | 0 | 0 | 0 | 1 | 0 | 1 | 0 | 0 | 0 | 0 | 0 | 0 | |
| | | M | 0 | 0 | 0 | 0 | 0 | 0 | 0 | 0 | 0 | 0 | 0 | 0 | 0 | 0 | 0 | 0 | 0 | 0 | 0 | 0 | |
| | | F | 2 | 0 | 0 | 0 | 0 | 0 | 0 | 0 | 0 | 0 | 0 | 1 | 0 | 1 | 0 | 0 | 0 | 0 | 0 | 0 | |

TABLE V : PRIMARY SITE BY AGE GROUP (cont.)

| SITE / AGE - GROUP | | 1+ | 5+ | 10+ | 15+ | 20+ | 25+ | 30+ | 35+ | 40+ | 45+ | 50+ | 55+ | 60+ | 65+ | 70+ | 75+ | 80+ | 85+ | 90+ | 95+ | | |
|--------------------|-----------------------|----|-----|-----|-----|-----|-----|-----|-----|-----|-----|-----|-----|-----|-----|-----|-----|-----|-----|-----|-----|---|---|
| C519 | Vulva NOS | T | 15 | 0 | 0 | 0 | 0 | 0 | 0 | 1 | 0 | 1 | 0 | 0 | 4 | 2 | 3 | 3 | 0 | 0 | 1 | 0 | |
| | | M | 0 | 0 | 0 | 0 | 0 | 0 | 0 | 0 | 0 | 0 | 0 | 0 | 0 | 0 | 0 | 0 | 0 | 0 | 0 | 0 | 0 |
| | | F | 15 | 0 | 0 | 0 | 0 | 0 | 0 | 0 | 1 | 0 | 1 | 0 | 0 | 4 | 2 | 3 | 3 | 0 | 0 | 1 | 0 |
| C529 | Vagina NOS | T | 8 | 0 | 0 | 0 | 0 | 1 | 0 | 0 | 1 | 1 | 0 | 2 | 0 | 0 | 1 | 1 | 0 | 0 | 1 | 0 | 0 |
| | | M | 0 | 0 | 0 | 0 | 0 | 0 | 0 | 0 | 0 | 0 | 0 | 0 | 0 | 0 | 0 | 0 | 0 | 0 | 0 | 0 | 0 |
| | | F | 8 | 0 | 0 | 0 | 0 | 1 | 0 | 0 | 1 | 1 | 0 | 2 | 0 | 0 | 1 | 1 | 0 | 0 | 1 | 0 | 0 |
| C539 | Cervix uteri | T | 199 | 0 | 0 | 0 | 1 | 3 | 4 | 7 | 18 | 18 | 22 | 30 | 27 | 20 | 7 | 8 | 13 | 13 | 4 | 2 | 2 |
| | | M | 0 | 0 | 0 | 0 | 0 | 0 | 0 | 0 | 0 | 0 | 0 | 0 | 0 | 0 | 0 | 0 | 0 | 0 | 0 | 0 | 0 |
| | | F | 199 | 0 | 0 | 0 | 1 | 3 | 4 | 7 | 18 | 18 | 22 | 30 | 27 | 20 | 7 | 8 | 13 | 13 | 4 | 2 | 2 |
| C541 | Endometrium | T | 195 | 0 | 0 | 0 | 0 | 0 | 1 | 3 | 9 | 9 | 9 | 19 | 30 | 39 | 31 | 24 | 10 | 4 | 6 | 1 | 0 |
| | | M | 0 | 0 | 0 | 0 | 0 | 0 | 0 | 0 | 0 | 0 | 0 | 0 | 0 | 0 | 0 | 0 | 0 | 0 | 0 | 0 | 0 |
| | | F | 195 | 0 | 0 | 0 | 0 | 0 | 1 | 3 | 9 | 9 | 9 | 19 | 30 | 39 | 31 | 24 | 10 | 4 | 6 | 1 | 0 |
| C542 | Myometrium | T | 4 | 0 | 0 | 0 | 0 | 0 | 0 | 1 | 0 | 0 | 1 | 1 | 0 | 0 | 0 | 1 | 0 | 0 | 0 | 0 | 0 |
| | | M | 0 | 0 | 0 | 0 | 0 | 0 | 0 | 0 | 0 | 0 | 0 | 0 | 0 | 0 | 0 | 0 | 0 | 0 | 0 | 0 | 0 |
| | | F | 4 | 0 | 0 | 0 | 0 | 0 | 0 | 1 | 0 | 0 | 1 | 1 | 0 | 0 | 0 | 1 | 0 | 0 | 0 | 0 | 0 |
| C548 | Corpus uteri: Overlap | T | 6 | 0 | 0 | 0 | 0 | 0 | 0 | 0 | 0 | 0 | 0 | 0 | 4 | 1 | 0 | 1 | 0 | 0 | 0 | 0 | |
| | | M | 0 | 0 | 0 | 0 | 0 | 0 | 0 | 0 | 0 | 0 | 0 | 0 | 0 | 0 | 0 | 0 | 0 | 0 | 0 | 0 | 0 |
| | | F | 6 | 0 | 0 | 0 | 0 | 0 | 0 | 0 | 0 | 0 | 0 | 0 | 4 | 1 | 0 | 1 | 0 | 0 | 0 | 0 | 0 |
| C549 | Corpus uteri | T | 3 | 0 | 0 | 0 | 0 | 0 | 0 | 0 | 0 | 1 | 1 | 0 | 1 | 0 | 0 | 0 | 0 | 0 | 0 | 0 | 0 |
| | | M | 0 | 0 | 0 | 0 | 0 | 0 | 0 | 0 | 0 | 0 | 0 | 0 | 0 | 0 | 0 | 0 | 0 | 0 | 0 | 0 | 0 |
| | | F | 3 | 0 | 0 | 0 | 0 | 0 | 0 | 0 | 0 | 1 | 1 | 0 | 1 | 0 | 0 | 0 | 0 | 0 | 0 | 0 | 0 |
| C559 | Uterus NOS | T | 14 | 0 | 0 | 0 | 0 | 0 | 0 | 0 | 0 | 1 | 1 | 3 | 0 | 2 | 4 | 1 | 1 | 1 | 0 | 0 | 0 |
| | | M | 0 | 0 | 0 | 0 | 0 | 0 | 0 | 0 | 0 | 0 | 0 | 0 | 0 | 0 | 0 | 0 | 0 | 0 | 0 | 0 | 0 |
| | | F | 14 | 0 | 0 | 0 | 0 | 0 | 0 | 0 | 0 | 1 | 1 | 3 | 0 | 2 | 4 | 1 | 1 | 1 | 0 | 0 | 0 |
| C569 | Ovary | T | 149 | 0 | 0 | 2 | 0 | 1 | 3 | 3 | 4 | 8 | 20 | 17 | 25 | 23 | 26 | 8 | 6 | 3 | 0 | 0 | 0 |
| | | M | 0 | 0 | 0 | 0 | 0 | 0 | 0 | 0 | 0 | 0 | 0 | 0 | 0 | 0 | 0 | 0 | 0 | 0 | 0 | 0 | 0 |
| | | F | 149 | 0 | 0 | 2 | 0 | 1 | 3 | 3 | 4 | 8 | 20 | 17 | 25 | 23 | 26 | 8 | 6 | 3 | 0 | 0 | 0 |
| C570 | Fallopian tube | T | 5 | 0 | 0 | 0 | 0 | 0 | 0 | 0 | 0 | 0 | 0 | 3 | 1 | 1 | 0 | 0 | 0 | 0 | 0 | 0 | 0 |
| | | M | 0 | 0 | 0 | 0 | 0 | 0 | 0 | 0 | 0 | 0 | 0 | 0 | 0 | 0 | 0 | 0 | 0 | 0 | 0 | 0 | 0 |
| | | F | 5 | 0 | 0 | 0 | 0 | 0 | 0 | 0 | 0 | 0 | 0 | 3 | 1 | 1 | 0 | 0 | 0 | 0 | 0 | 0 | 0 |
| C574 | Uterine adnexa | T | 1 | 0 | 0 | 0 | 0 | 0 | 0 | 0 | 0 | 0 | 1 | 0 | 0 | 0 | 0 | 0 | 0 | 0 | 0 | 0 | 0 |
| | | M | 0 | 0 | 0 | 0 | 0 | 0 | 0 | 0 | 0 | 0 | 0 | 0 | 0 | 0 | 0 | 0 | 0 | 0 | 0 | 0 | 0 |
| | | F | 1 | 0 | 0 | 0 | 0 | 0 | 0 | 0 | 0 | 0 | 0 | 1 | 0 | 0 | 0 | 0 | 0 | 0 | 0 | 0 | 0 |

TABLE V : PRIMARY SITE BY AGE GROUP (cont.)

| SITE / AGE - GROUP | | 1+ | 5+ | 10+ | 15+ | 20+ | 25+ | 30+ | 35+ | 40+ | 45+ | 50+ | 55+ | 60+ | 65+ | 70+ | 75+ | 80+ | 85+ | 90+ | 95+ | | |
|--------------------|--------------------|----|-----|-----|-----|-----|-----|-----|-----|-----|-----|-----|-----|-----|-----|-----|-----|-----|-----|-----|-----|---|---|
| C589 | Placenta | T | 7 | 0 | 0 | 0 | 0 | 2 | 1 | 1 | 0 | 1 | 1 | 0 | 1 | 0 | 0 | 0 | 0 | 0 | 0 | 0 | |
| | | M | 0 | 0 | 0 | 0 | 0 | 0 | 0 | 0 | 0 | 0 | 0 | 0 | 0 | 0 | 0 | 0 | 0 | 0 | 0 | 0 | 0 |
| | | F | 7 | 0 | 0 | 0 | 0 | 0 | 2 | 1 | 1 | 0 | 1 | 1 | 0 | 1 | 0 | 0 | 0 | 0 | 0 | 0 | 0 |
| C601 | Glans penis | T | 1 | 0 | 0 | 0 | 0 | 0 | 0 | 0 | 0 | 0 | 0 | 0 | 0 | 0 | 0 | 1 | 0 | 0 | 0 | 0 | |
| | | M | 1 | 0 | 0 | 0 | 0 | 0 | 0 | 0 | 0 | 0 | 0 | 0 | 0 | 0 | 0 | 1 | 0 | 0 | 0 | 0 | |
| | | F | 0 | 0 | 0 | 0 | 0 | 0 | 0 | 0 | 0 | 0 | 0 | 0 | 0 | 0 | 0 | 0 | 0 | 0 | 0 | 0 | 0 |
| C609 | Penis NOS | T | 6 | 0 | 0 | 0 | 0 | 0 | 0 | 0 | 0 | 1 | 1 | 0 | 1 | 2 | 1 | 0 | 0 | 0 | 0 | 0 | |
| | | M | 6 | 0 | 0 | 0 | 0 | 0 | 0 | 0 | 0 | 1 | 1 | 0 | 1 | 2 | 1 | 0 | 0 | 0 | 0 | 0 | |
| | | F | 0 | 0 | 0 | 0 | 0 | 0 | 0 | 0 | 0 | 0 | 0 | 0 | 0 | 0 | 0 | 0 | 0 | 0 | 0 | 0 | 0 |
| C619 | Prostate gland | T | 502 | 0 | 0 | 0 | 0 | 0 | 0 | 0 | 0 | 2 | 2 | 18 | 74 | 96 | 128 | 107 | 48 | 23 | 4 | 0 | |
| | | M | 502 | 0 | 0 | 0 | 0 | 0 | 0 | 0 | 0 | 2 | 2 | 18 | 74 | 96 | 128 | 107 | 48 | 23 | 4 | 0 | |
| | | F | 0 | 0 | 0 | 0 | 0 | 0 | 0 | 0 | 0 | 0 | 0 | 0 | 0 | 0 | 0 | 0 | 0 | 0 | 0 | 0 | 0 |
| C620 | Undescended testis | T | 1 | 0 | 0 | 0 | 0 | 1 | 0 | 0 | 0 | 0 | 0 | 0 | 0 | 0 | 0 | 0 | 0 | 0 | 0 | 0 | |
| | | M | 1 | 0 | 0 | 0 | 0 | 1 | 0 | 0 | 0 | 0 | 0 | 0 | 0 | 0 | 0 | 0 | 0 | 0 | 0 | 0 | |
| | | F | 0 | 0 | 0 | 0 | 0 | 0 | 0 | 0 | 0 | 0 | 0 | 0 | 0 | 0 | 0 | 0 | 0 | 0 | 0 | 0 | 0 |
| C629 | Testis NOS | T | 11 | 1 | 0 | 1 | 0 | 4 | 1 | 2 | 1 | 0 | 0 | 0 | 0 | 0 | 1 | 0 | 0 | 0 | 0 | 0 | |
| | | M | 11 | 1 | 0 | 1 | 0 | 4 | 1 | 2 | 1 | 0 | 0 | 0 | 0 | 0 | 1 | 0 | 0 | 0 | 0 | 0 | |
| | | F | 0 | 0 | 0 | 0 | 0 | 0 | 0 | 0 | 0 | 0 | 0 | 0 | 0 | 0 | 0 | 0 | 0 | 0 | 0 | 0 | 0 |
| C631 | Spermatic cord | T | 1 | 0 | 0 | 0 | 0 | 0 | 0 | 0 | 0 | 0 | 0 | 0 | 0 | 1 | 0 | 0 | 0 | 0 | 0 | 0 | |
| | | M | 1 | 0 | 0 | 0 | 0 | 0 | 0 | 0 | 0 | 0 | 0 | 0 | 0 | 1 | 0 | 0 | 0 | 0 | 0 | 0 | |
| | | F | 0 | 0 | 0 | 0 | 0 | 0 | 0 | 0 | 0 | 0 | 0 | 0 | 0 | 0 | 0 | 0 | 0 | 0 | 0 | 0 | 0 |
| C632 | Scrotum NOS | T | 1 | 0 | 0 | 0 | 0 | 0 | 0 | 0 | 0 | 0 | 0 | 0 | 0 | 0 | 1 | 0 | 0 | 0 | 0 | 0 | |
| | | M | 1 | 0 | 0 | 0 | 0 | 0 | 0 | 0 | 0 | 0 | 0 | 0 | 0 | 0 | 1 | 0 | 0 | 0 | 0 | 0 | |
| | | F | 0 | 0 | 0 | 0 | 0 | 0 | 0 | 0 | 0 | 0 | 0 | 0 | 0 | 0 | 0 | 0 | 0 | 0 | 0 | 0 | 0 |
| C649 | Kidney NOS | T | 132 | 6 | 1 | 1 | 0 | 1 | 6 | 2 | 6 | 6 | 7 | 11 | 19 | 19 | 15 | 13 | 9 | 9 | 1 | 0 | 0 |
| | | M | 78 | 2 | 0 | 1 | 0 | 1 | 2 | 2 | 3 | 4 | 6 | 9 | 10 | 14 | 9 | 3 | 5 | 7 | 0 | 0 | 0 |
| | | F | 54 | 4 | 1 | 0 | 0 | 0 | 4 | 0 | 3 | 2 | 1 | 2 | 9 | 5 | 6 | 10 | 4 | 2 | 1 | 0 | 0 |
| C659 | Renal pelvis | T | 13 | 0 | 0 | 0 | 0 | 0 | 0 | 0 | 0 | 0 | 0 | 0 | 0 | 3 | 5 | 1 | 3 | 1 | 0 | 0 | |
| | | M | 8 | 0 | 0 | 0 | 0 | 0 | 0 | 0 | 0 | 0 | 0 | 0 | 0 | 3 | 2 | 1 | 2 | 0 | 0 | 0 | |
| | | F | 5 | 0 | 0 | 0 | 0 | 0 | 0 | 0 | 0 | 0 | 0 | 0 | 0 | 0 | 3 | 0 | 1 | 1 | 0 | 0 | |
| C669 | Ureter | T | 22 | 0 | 0 | 0 | 0 | 0 | 0 | 0 | 0 | 0 | 0 | 2 | 1 | 3 | 5 | 5 | 2 | 4 | 0 | 0 | |
| | | M | 14 | 0 | 0 | 0 | 0 | 0 | 0 | 0 | 0 | 0 | 0 | 1 | 0 | 3 | 3 | 4 | 2 | 1 | 0 | 0 | |
| | | F | 8 | 0 | 0 | 0 | 0 | 0 | 0 | 0 | 0 | 0 | 0 | 1 | 1 | 0 | 2 | 1 | 0 | 3 | 0 | 0 | |

TABLE V : PRIMARY SITE BY AGE GROUP (cont.)

| SITE / AGE - GROUP | | 1+ | 5+ | 10+ | 15+ | 20+ | 25+ | 30+ | 35+ | 40+ | 45+ | 50+ | 55+ | 60+ | 65+ | 70+ | 75+ | 80+ | 85+ | 90+ | 95+ | | |
|--------------------|---------------------------|----|----|-----|-----|-----|-----|-----|-----|-----|-----|-----|-----|-----|-----|-----|-----|-----|-----|-----|-----|---|---|
| C670 | Trigone of Bladder | T | 1 | 0 | 0 | 0 | 0 | 0 | 0 | 0 | 0 | 0 | 0 | 0 | 0 | 0 | 0 | 1 | 0 | 0 | 0 | 0 | |
| | | M | 0 | 0 | 0 | 0 | 0 | 0 | 0 | 0 | 0 | 0 | 0 | 0 | 0 | 0 | 0 | 0 | 0 | 0 | 0 | 0 | 0 |
| | | F | 1 | 0 | 0 | 0 | 0 | 0 | 0 | 0 | 0 | 0 | 0 | 0 | 0 | 0 | 0 | 0 | 1 | 0 | 0 | 0 | 0 |
| C671 | Dome of Bladder | T | 6 | 0 | 0 | 0 | 0 | 0 | 0 | 0 | 0 | 0 | 1 | 0 | 0 | 2 | 2 | 1 | 0 | 0 | 0 | 0 | |
| | | M | 5 | 0 | 0 | 0 | 0 | 0 | 0 | 0 | 0 | 0 | 0 | 0 | 0 | 2 | 2 | 1 | 0 | 0 | 0 | 0 | |
| | | F | 1 | 0 | 0 | 0 | 0 | 0 | 0 | 0 | 0 | 0 | 1 | 0 | 0 | 0 | 0 | 0 | 0 | 0 | 0 | 0 | |
| C672 | Lateral wall of Bladder | T | 17 | 0 | 0 | 0 | 0 | 0 | 0 | 0 | 0 | 0 | 0 | 0 | 0 | 2 | 6 | 3 | 2 | 3 | 0 | 1 | |
| | | M | 10 | 0 | 0 | 0 | 0 | 0 | 0 | 0 | 0 | 0 | 0 | 0 | 0 | 0 | 4 | 3 | 1 | 2 | 0 | 0 | |
| | | F | 7 | 0 | 0 | 0 | 0 | 0 | 0 | 0 | 0 | 0 | 0 | 0 | 0 | 2 | 2 | 0 | 1 | 1 | 0 | 1 | |
| C673 | Anterior wall of Bladder | T | 2 | 0 | 0 | 0 | 0 | 0 | 0 | 0 | 0 | 0 | 0 | 0 | 0 | 0 | 1 | 1 | 0 | 0 | 0 | 0 | |
| | | M | 2 | 0 | 0 | 0 | 0 | 0 | 0 | 0 | 0 | 0 | 0 | 0 | 0 | 0 | 1 | 1 | 0 | 0 | 0 | 0 | |
| | | F | 0 | 0 | 0 | 0 | 0 | 0 | 0 | 0 | 0 | 0 | 0 | 0 | 0 | 0 | 0 | 0 | 0 | 0 | 0 | 0 | |
| C674 | Posterior wall of Bladder | T | 3 | 0 | 0 | 0 | 0 | 0 | 0 | 0 | 0 | 0 | 0 | 0 | 1 | 0 | 0 | 0 | 1 | 1 | 0 | 0 | |
| | | M | 1 | 0 | 0 | 0 | 0 | 0 | 0 | 0 | 0 | 0 | 0 | 0 | 0 | 0 | 0 | 0 | 1 | 0 | 0 | 0 | |
| | | F | 2 | 0 | 0 | 0 | 0 | 0 | 0 | 0 | 0 | 0 | 0 | 0 | 1 | 0 | 0 | 0 | 0 | 1 | 0 | 0 | |
| C676 | Ureteric Orifice | T | 1 | 0 | 0 | 0 | 0 | 0 | 0 | 0 | 0 | 0 | 0 | 0 | 0 | 0 | 0 | 1 | 0 | 0 | 0 | 0 | |
| | | M | 1 | 0 | 0 | 0 | 0 | 0 | 0 | 0 | 0 | 0 | 0 | 0 | 0 | 0 | 0 | 1 | 0 | 0 | 0 | 0 | |
| | | F | 0 | 0 | 0 | 0 | 0 | 0 | 0 | 0 | 0 | 0 | 0 | 0 | 0 | 0 | 0 | 0 | 0 | 0 | 0 | 0 | |
| C677 | Urachus | T | 1 | 0 | 0 | 0 | 0 | 0 | 0 | 1 | 0 | 0 | 0 | 0 | 0 | 0 | 0 | 0 | 0 | 0 | 0 | 0 | |
| | | M | 1 | 0 | 0 | 0 | 0 | 0 | 0 | 1 | 0 | 0 | 0 | 0 | 0 | 0 | 0 | 0 | 0 | 0 | 0 | 0 | |
| | | F | 0 | 0 | 0 | 0 | 0 | 0 | 0 | 0 | 0 | 0 | 0 | 0 | 0 | 0 | 0 | 0 | 0 | 0 | 0 | 0 | |
| C678 | Bladder: Overlap | T | 2 | 0 | 0 | 0 | 0 | 0 | 0 | 0 | 0 | 0 | 0 | 0 | 0 | 1 | 1 | 0 | 0 | 0 | 0 | 0 | |
| | | M | 2 | 0 | 0 | 0 | 0 | 0 | 0 | 0 | 0 | 0 | 0 | 0 | 0 | 1 | 1 | 0 | 0 | 0 | 0 | 0 | |
| | | F | 0 | 0 | 0 | 0 | 0 | 0 | 0 | 0 | 0 | 0 | 0 | 0 | 0 | 0 | 0 | 0 | 0 | 0 | 0 | 0 | |
| C679 | Bladder NOS | T | 89 | 1 | 1 | 0 | 0 | 0 | 1 | 1 | 3 | 0 | 2 | 6 | 9 | 16 | 14 | 9 | 14 | 10 | 1 | 1 | |
| | | M | 65 | 1 | 0 | 0 | 0 | 0 | 1 | 1 | 1 | 0 | 2 | 4 | 9 | 13 | 9 | 6 | 10 | 7 | 0 | 1 | |
| | | F | 24 | 0 | 1 | 0 | 0 | 0 | 0 | 0 | 2 | 0 | 0 | 2 | 0 | 3 | 5 | 3 | 4 | 3 | 1 | 0 | |
| C680 | Urethra | T | 3 | 0 | 0 | 0 | 0 | 0 | 0 | 0 | 0 | 0 | 0 | 0 | 0 | 2 | 0 | 1 | 0 | 0 | 0 | 0 | |
| | | M | 2 | 0 | 0 | 0 | 0 | 0 | 0 | 0 | 0 | 0 | 0 | 0 | 0 | 1 | 0 | 1 | 0 | 0 | 0 | 0 | |
| | | F | 1 | 0 | 0 | 0 | 0 | 0 | 0 | 0 | 0 | 0 | 0 | 0 | 0 | 1 | 0 | 0 | 0 | 0 | 0 | 0 | |
| C690 | Conjunctiva | T | 7 | 0 | 0 | 0 | 0 | 1 | 0 | 0 | 2 | 1 | 0 | 1 | 0 | 0 | 0 | 1 | 0 | 1 | 0 | 0 | |
| | | M | 2 | 0 | 0 | 0 | 0 | 0 | 0 | 0 | 1 | 0 | 0 | 0 | 0 | 0 | 0 | 1 | 0 | 0 | 0 | 0 | |
| | | F | 5 | 0 | 0 | 0 | 0 | 1 | 0 | 0 | 1 | 1 | 0 | 1 | 0 | 0 | 0 | 0 | 0 | 1 | 0 | 0 | |

TABLE V : PRIMARY SITE BY AGE GROUP (cont.)

| SITE / AGE - GROUP | | 1+ | 5+ | 10+ | 15+ | 20+ | 25+ | 30+ | 35+ | 40+ | 45+ | 50+ | 55+ | 60+ | 65+ | 70+ | 75+ | 80+ | 85+ | 90+ | 95+ | | |
|--------------------|-----------------|----|----|-----|-----|-----|-----|-----|-----|-----|-----|-----|-----|-----|-----|-----|-----|-----|-----|-----|-----|---|---|
| C692 | Retina | T | 10 | 7 | 1 | 1 | 0 | 0 | 0 | 0 | 0 | 0 | 0 | 0 | 0 | 0 | 0 | 1 | 0 | 0 | 0 | 0 | |
| | | M | 6 | 5 | 0 | 1 | 0 | 0 | 0 | 0 | 0 | 0 | 0 | 0 | 0 | 0 | 0 | 0 | 0 | 0 | 0 | 0 | 0 |
| | | F | 4 | 2 | 1 | 0 | 0 | 0 | 0 | 0 | 0 | 0 | 0 | 0 | 0 | 0 | 0 | 0 | 1 | 0 | 0 | 0 | 0 |
| C694 | Ciliary Body | T | 3 | 0 | 0 | 0 | 0 | 0 | 0 | 0 | 0 | 0 | 0 | 0 | 0 | 2 | 0 | 1 | 0 | 0 | 0 | 0 | |
| | | M | 1 | 0 | 0 | 0 | 0 | 0 | 0 | 0 | 0 | 0 | 0 | 0 | 0 | 0 | 0 | 1 | 0 | 0 | 0 | 0 | |
| | | F | 2 | 0 | 0 | 0 | 0 | 0 | 0 | 0 | 0 | 0 | 0 | 0 | 0 | 2 | 0 | 0 | 0 | 0 | 0 | 0 | |
| C695 | Lacrimal Gland | T | 2 | 0 | 0 | 0 | 0 | 0 | 0 | 0 | 0 | 0 | 1 | 0 | 0 | 0 | 1 | 0 | 0 | 0 | 0 | 0 | |
| | | M | 0 | 0 | 0 | 0 | 0 | 0 | 0 | 0 | 0 | 0 | 0 | 0 | 0 | 0 | 0 | 0 | 0 | 0 | 0 | 0 | |
| | | F | 2 | 0 | 0 | 0 | 0 | 0 | 0 | 0 | 0 | 0 | 0 | 1 | 0 | 0 | 0 | 1 | 0 | 0 | 0 | 0 | |
| C696 | Orbit NOS | T | 9 | 0 | 0 | 1 | 0 | 0 | 0 | 1 | 0 | 0 | 0 | 1 | 3 | 1 | 1 | 0 | 1 | 0 | 0 | 0 | |
| | | M | 7 | 0 | 0 | 1 | 0 | 0 | 0 | 1 | 0 | 0 | 0 | 1 | 2 | 0 | 1 | 0 | 1 | 0 | 0 | 0 | |
| | | F | 2 | 0 | 0 | 0 | 0 | 0 | 0 | 0 | 0 | 0 | 0 | 0 | 1 | 1 | 0 | 0 | 0 | 0 | 0 | 0 | |
| C699 | Eye NOS | T | 4 | 1 | 0 | 0 | 0 | 1 | 0 | 0 | 0 | 0 | 0 | 0 | 2 | 0 | 0 | 0 | 0 | 0 | 0 | 0 | |
| | | M | 2 | 0 | 0 | 0 | 0 | 1 | 0 | 0 | 0 | 0 | 0 | 0 | 1 | 0 | 0 | 0 | 0 | 0 | 0 | 0 | |
| | | F | 2 | 1 | 0 | 0 | 0 | 0 | 0 | 0 | 0 | 0 | 0 | 0 | 1 | 0 | 0 | 0 | 0 | 0 | 0 | 0 | |
| C701 | Spinal Meninges | T | 1 | 0 | 0 | 0 | 0 | 1 | 0 | 0 | 0 | 0 | 0 | 0 | 0 | 0 | 0 | 0 | 0 | 0 | 0 | 0 | |
| | | M | 1 | 0 | 0 | 0 | 0 | 1 | 0 | 0 | 0 | 0 | 0 | 0 | 0 | 0 | 0 | 0 | 0 | 0 | 0 | 0 | |
| | | F | 0 | 0 | 0 | 0 | 0 | 0 | 0 | 0 | 0 | 0 | 0 | 0 | 0 | 0 | 0 | 0 | 0 | 0 | 0 | 0 | |
| C710 | Cerebrum | T | 6 | 0 | 0 | 0 | 1 | 0 | 0 | 0 | 0 | 1 | 1 | 1 | 1 | 1 | 0 | 0 | 0 | 0 | 0 | 0 | |
| | | M | 3 | 0 | 0 | 0 | 1 | 0 | 0 | 0 | 0 | 1 | 0 | 0 | 0 | 1 | 0 | 0 | 0 | 0 | 0 | 0 | |
| | | F | 3 | 0 | 0 | 0 | 0 | 0 | 0 | 0 | 0 | 0 | 1 | 1 | 1 | 0 | 0 | 0 | 0 | 0 | 0 | 0 | |
| C711 | Frontal Lobe | T | 22 | 0 | 0 | 1 | 0 | 0 | 0 | 2 | 0 | 2 | 1 | 4 | 3 | 3 | 4 | 1 | 1 | 0 | 0 | 0 | |
| | | M | 10 | 0 | 0 | 1 | 0 | 0 | 0 | 1 | 0 | 2 | 1 | 1 | 0 | 1 | 3 | 0 | 0 | 0 | 0 | 0 | |
| | | F | 12 | 0 | 0 | 0 | 0 | 0 | 0 | 1 | 0 | 0 | 0 | 3 | 3 | 2 | 1 | 1 | 1 | 0 | 0 | 0 | |
| C712 | Temporal Lobe | T | 8 | 0 | 0 | 0 | 0 | 0 | 0 | 2 | 0 | 1 | 1 | 0 | 1 | 1 | 1 | 0 | 0 | 0 | 0 | 0 | |
| | | M | 4 | 0 | 0 | 0 | 0 | 0 | 0 | 0 | 0 | 0 | 1 | 0 | 0 | 1 | 1 | 1 | 0 | 0 | 0 | 0 | |
| | | F | 4 | 0 | 0 | 0 | 0 | 0 | 0 | 2 | 0 | 1 | 0 | 0 | 1 | 0 | 0 | 0 | 0 | 0 | 0 | 0 | |
| C713 | Parietal Lobe | T | 2 | 0 | 0 | 0 | 0 | 0 | 0 | 0 | 1 | 0 | 0 | 0 | 1 | 0 | 0 | 0 | 0 | 0 | 0 | 0 | |
| | | M | 1 | 0 | 0 | 0 | 0 | 0 | 0 | 0 | 0 | 0 | 0 | 0 | 1 | 0 | 0 | 0 | 0 | 0 | 0 | 0 | |
| | | F | 1 | 0 | 0 | 0 | 0 | 0 | 0 | 0 | 1 | 0 | 0 | 0 | 0 | 0 | 0 | 0 | 0 | 0 | 0 | 0 | |
| C714 | Occipital Lobe | T | 1 | 0 | 0 | 0 | 0 | 0 | 0 | 0 | 0 | 0 | 0 | 0 | 1 | 0 | 0 | 0 | 0 | 0 | 0 | 0 | |
| | | M | 0 | 0 | 0 | 0 | 0 | 0 | 0 | 0 | 0 | 0 | 0 | 0 | 0 | 0 | 0 | 0 | 0 | 0 | 0 | 0 | |
| | | F | 1 | 0 | 0 | 0 | 0 | 0 | 0 | 0 | 0 | 0 | 0 | 0 | 1 | 0 | 0 | 0 | 0 | 0 | 0 | 0 | |

TABLE V : PRIMARY SITE BY AGE GROUP (cont.)

| SITE / AGE - GROUP | | 1+ | 5+ | 10+ | 15+ | 20+ | 25+ | 30+ | 35+ | 40+ | 45+ | 50+ | 55+ | 60+ | 65+ | 70+ | 75+ | 80+ | 85+ | 90+ | 95+ | | |
|--------------------|--------------------------|----|-----|-----|-----|-----|-----|-----|-----|-----|-----|-----|-----|-----|-----|-----|-----|-----|-----|-----|-----|---|---|
| C715 | Ventricle NOS | T | 2 | 0 | 0 | 0 | 1 | 0 | 0 | 0 | 1 | 0 | 0 | 0 | 0 | 0 | 0 | 0 | 0 | 0 | 0 | 0 | |
| | | M | 1 | 0 | 0 | 0 | 1 | 0 | 0 | 0 | 0 | 0 | 0 | 0 | 0 | 0 | 0 | 0 | 0 | 0 | 0 | 0 | 0 |
| | | F | 1 | 0 | 0 | 0 | 0 | 0 | 0 | 0 | 0 | 1 | 0 | 0 | 0 | 0 | 0 | 0 | 0 | 0 | 0 | 0 | 0 |
| C716 | Cerebellum NOS | T | 9 | 1 | 0 | 1 | 1 | 0 | 0 | 1 | 0 | 1 | 1 | 0 | 0 | 1 | 2 | 0 | 0 | 0 | 0 | 0 | |
| | | M | 7 | 1 | 0 | 1 | 1 | 0 | 0 | 1 | 0 | 1 | 0 | 0 | 0 | 1 | 1 | 0 | 0 | 0 | 0 | 0 | |
| | | F | 2 | 0 | 0 | 0 | 0 | 0 | 0 | 0 | 0 | 0 | 1 | 0 | 0 | 0 | 1 | 0 | 0 | 0 | 0 | 0 | |
| C717 | Brain Stem | T | 8 | 1 | 2 | 0 | 1 | 0 | 0 | 1 | 0 | 3 | 0 | 0 | 0 | 0 | 0 | 0 | 0 | 0 | 0 | 0 | |
| | | M | 5 | 0 | 1 | 0 | 1 | 0 | 0 | 0 | 1 | 0 | 2 | 0 | 0 | 0 | 0 | 0 | 0 | 0 | 0 | 0 | |
| | | F | 3 | 1 | 1 | 0 | 0 | 0 | 0 | 0 | 0 | 0 | 1 | 0 | 0 | 0 | 0 | 0 | 0 | 0 | 0 | 0 | |
| C718 | Brain: Overlap | T | 3 | 0 | 0 | 1 | 0 | 0 | 0 | 0 | 0 | 1 | 0 | 0 | 0 | 0 | 1 | 0 | 0 | 0 | 0 | 0 | |
| | | M | 1 | 0 | 0 | 0 | 0 | 0 | 0 | 0 | 0 | 1 | 0 | 0 | 0 | 0 | 0 | 0 | 0 | 0 | 0 | 0 | |
| | | F | 2 | 0 | 0 | 1 | 0 | 0 | 0 | 0 | 0 | 0 | 0 | 0 | 0 | 0 | 0 | 1 | 0 | 0 | 0 | 0 | |
| C719 | Brain NOS | T | 16 | 0 | 0 | 1 | 0 | 2 | 1 | 0 | 2 | 1 | 2 | 1 | 2 | 2 | 0 | 1 | 0 | 1 | 0 | 0 | |
| | | M | 9 | 0 | 0 | 0 | 0 | 2 | 1 | 0 | 1 | 1 | 2 | 0 | 1 | 1 | 0 | 0 | 0 | 0 | 0 | 0 | |
| | | F | 7 | 0 | 0 | 1 | 0 | 0 | 0 | 0 | 1 | 0 | 0 | 1 | 1 | 1 | 0 | 1 | 0 | 1 | 0 | 0 | |
| C720 | Spinal Cord | T | 3 | 1 | 0 | 0 | 0 | 0 | 0 | 0 | 0 | 1 | 0 | 1 | 0 | 0 | 0 | 0 | 0 | 0 | 0 | 0 | |
| | | M | 2 | 0 | 0 | 0 | 0 | 0 | 0 | 0 | 0 | 0 | 1 | 0 | 1 | 0 | 0 | 0 | 0 | 0 | 0 | 0 | |
| | | F | 1 | 1 | 0 | 0 | 0 | 0 | 0 | 0 | 0 | 0 | 0 | 0 | 0 | 0 | 0 | 0 | 0 | 0 | 0 | 0 | |
| C729 | Nervous System NOS | T | 2 | 0 | 0 | 0 | 0 | 0 | 0 | 0 | 0 | 1 | 0 | 0 | 1 | 0 | 0 | 0 | 0 | 0 | 0 | 0 | |
| | | M | 2 | 0 | 0 | 0 | 0 | 0 | 0 | 0 | 0 | 1 | 0 | 0 | 1 | 0 | 0 | 0 | 0 | 0 | 0 | 0 | |
| | | F | 0 | 0 | 0 | 0 | 0 | 0 | 0 | 0 | 0 | 0 | 0 | 0 | 0 | 0 | 0 | 0 | 0 | 0 | 0 | 0 | |
| C739 | Thyroid Gland | T | 328 | 0 | 0 | 2 | 4 | 7 | 19 | 23 | 24 | 28 | 30 | 34 | 46 | 40 | 32 | 14 | 11 | 11 | 3 | 0 | |
| | | M | 63 | 0 | 0 | 0 | 0 | 0 | 2 | 3 | 4 | 5 | 6 | 5 | 12 | 6 | 7 | 7 | 3 | 3 | 0 | 0 | |
| | | F | 265 | 0 | 0 | 2 | 4 | 7 | 17 | 20 | 20 | 23 | 24 | 29 | 34 | 34 | 25 | 7 | 8 | 8 | 3 | 0 | |
| C740 | Cortex of Adrenal Gland | T | 1 | 0 | 0 | 0 | 0 | 0 | 0 | 0 | 0 | 0 | 1 | 0 | 0 | 0 | 0 | 0 | 0 | 0 | 0 | 0 | |
| | | M | 0 | 0 | 0 | 0 | 0 | 0 | 0 | 0 | 0 | 0 | 0 | 0 | 0 | 0 | 0 | 0 | 0 | 0 | 0 | 0 | |
| | | F | 1 | 0 | 0 | 0 | 0 | 0 | 0 | 0 | 0 | 0 | 0 | 1 | 0 | 0 | 0 | 0 | 0 | 0 | 0 | 0 | |
| C741 | Medulla of Adrenal Gland | T | 1 | 0 | 0 | 0 | 0 | 0 | 0 | 0 | 1 | 0 | 0 | 0 | 0 | 0 | 0 | 0 | 0 | 0 | 0 | 0 | |
| | | M | 1 | 0 | 0 | 0 | 0 | 0 | 0 | 0 | 1 | 0 | 0 | 0 | 0 | 0 | 0 | 0 | 0 | 0 | 0 | 0 | |
| | | F | 0 | 0 | 0 | 0 | 0 | 0 | 0 | 0 | 0 | 0 | 0 | 0 | 0 | 0 | 0 | 0 | 0 | 0 | 0 | 0 | |
| C749 | Adrenal Gland NOS | T | 8 | 2 | 1 | 1 | 0 | 0 | 0 | 0 | 0 | 2 | 0 | 0 | 1 | 0 | 1 | 0 | 0 | 0 | 0 | 0 | |
| | | M | 4 | 2 | 1 | 0 | 0 | 0 | 0 | 0 | 0 | 0 | 0 | 0 | 0 | 0 | 0 | 1 | 0 | 0 | 0 | 0 | |
| | | F | 4 | 0 | 0 | 1 | 0 | 0 | 0 | 0 | 0 | 0 | 2 | 0 | 0 | 1 | 0 | 0 | 0 | 0 | 0 | 0 | |

TABLE V : PRIMARY SITE BY AGE GROUP (cont.)

| SITE / AGE - GROUP | | 1+ | 5+ | 10+ | 15+ | 20+ | 25+ | 30+ | 35+ | 40+ | 45+ | 50+ | 55+ | 60+ | 65+ | 70+ | 75+ | 80+ | 85+ | 90+ | 95+ | | |
|--------------------|------------------------------|----|----|-----|-----|-----|-----|-----|-----|-----|-----|-----|-----|-----|-----|-----|-----|-----|-----|-----|-----|---|---|
| C751 | Pituitary Gland | T | 1 | 0 | 0 | 0 | 0 | 0 | 0 | 0 | 0 | 0 | 0 | 0 | 0 | 1 | 0 | 0 | 0 | 0 | 0 | 0 | |
| | | M | 0 | 0 | 0 | 0 | 0 | 0 | 0 | 0 | 0 | 0 | 0 | 0 | 0 | 0 | 0 | 0 | 0 | 0 | 0 | 0 | 0 |
| | | F | 1 | 0 | 0 | 0 | 0 | 0 | 0 | 0 | 0 | 0 | 0 | 0 | 0 | 0 | 1 | 0 | 0 | 0 | 0 | 0 | 0 |
| C753 | Pineal Gland | T | 7 | 1 | 1 | 2 | 0 | 2 | 1 | 0 | 0 | 0 | 0 | 0 | 0 | 0 | 0 | 0 | 0 | 0 | 0 | 0 | |
| | | M | 6 | 1 | 1 | 1 | 0 | 2 | 1 | 0 | 0 | 0 | 0 | 0 | 0 | 0 | 0 | 0 | 0 | 0 | 0 | 0 | |
| | | F | 1 | 0 | 0 | 1 | 0 | 0 | 0 | 0 | 0 | 0 | 0 | 0 | 0 | 0 | 0 | 0 | 0 | 0 | 0 | 0 | |
| C760 | Head, Face or Neck NOS | T | 1 | 0 | 1 | 0 | 0 | 0 | 0 | 0 | 0 | 0 | 0 | 0 | 0 | 0 | 0 | 0 | 0 | 0 | 0 | 0 | |
| | | M | 0 | 0 | 0 | 0 | 0 | 0 | 0 | 0 | 0 | 0 | 0 | 0 | 0 | 0 | 0 | 0 | 0 | 0 | 0 | 0 | |
| | | F | 1 | 0 | 1 | 0 | 0 | 0 | 0 | 0 | 0 | 0 | 0 | 0 | 0 | 0 | 0 | 0 | 0 | 0 | 0 | 0 | |
| C761 | Thorax NOS | T | 1 | 0 | 0 | 0 | 0 | 0 | 0 | 0 | 0 | 0 | 0 | 0 | 1 | 0 | 0 | 0 | 0 | 0 | 0 | 0 | |
| | | M | 0 | 0 | 0 | 0 | 0 | 0 | 0 | 0 | 0 | 0 | 0 | 0 | 0 | 0 | 0 | 0 | 0 | 0 | 0 | 0 | |
| | | F | 1 | 0 | 0 | 0 | 0 | 0 | 0 | 0 | 0 | 0 | 0 | 0 | 1 | 0 | 0 | 0 | 0 | 0 | 0 | 0 | |
| C762 | Abdomen NOS | T | 3 | 0 | 0 | 1 | 0 | 0 | 0 | 0 | 0 | 0 | 0 | 1 | 0 | 0 | 0 | 1 | 0 | 0 | 0 | 0 | |
| | | M | 2 | 0 | 0 | 1 | 0 | 0 | 0 | 0 | 0 | 0 | 0 | 0 | 0 | 0 | 0 | 1 | 0 | 0 | 0 | 0 | |
| | | F | 1 | 0 | 0 | 0 | 0 | 0 | 0 | 0 | 0 | 0 | 0 | 1 | 0 | 0 | 0 | 0 | 0 | 0 | 0 | 0 | |
| C764 | Upper Limb NOS | T | 1 | 0 | 0 | 0 | 0 | 0 | 0 | 0 | 0 | 0 | 1 | 0 | 0 | 0 | 0 | 0 | 0 | 0 | 0 | 0 | |
| | | M | 1 | 0 | 0 | 0 | 0 | 0 | 0 | 0 | 0 | 0 | 1 | 0 | 0 | 0 | 0 | 0 | 0 | 0 | 0 | 0 | |
| | | F | 0 | 0 | 0 | 0 | 0 | 0 | 0 | 0 | 0 | 0 | 0 | 0 | 0 | 0 | 0 | 0 | 0 | 0 | 0 | 0 | |
| C765 | Lower Limb NOS | T | 1 | 0 | 0 | 0 | 0 | 0 | 0 | 0 | 1 | 0 | 0 | 0 | 0 | 0 | 0 | 0 | 0 | 0 | 0 | 0 | |
| | | M | 1 | 0 | 0 | 0 | 0 | 0 | 0 | 0 | 1 | 0 | 0 | 0 | 0 | 0 | 0 | 0 | 0 | 0 | 0 | 0 | |
| | | F | 0 | 0 | 0 | 0 | 0 | 0 | 0 | 0 | 0 | 0 | 0 | 0 | 0 | 0 | 0 | 0 | 0 | 0 | 0 | 0 | |
| C770 | Lymph Nodes: HeadFaceNeck | T | 91 | 1 | 0 | 1 | 1 | 2 | 3 | 7 | 4 | 5 | 4 | 8 | 6 | 8 | 15 | 9 | 9 | 4 | 3 | 1 | 0 |
| | | M | 45 | 0 | 0 | 0 | 0 | 2 | 2 | 2 | 3 | 2 | 1 | 6 | 3 | 2 | 5 | 6 | 7 | 2 | 2 | 0 | 0 |
| | | F | 46 | 1 | 0 | 1 | 1 | 0 | 1 | 5 | 1 | 3 | 3 | 2 | 3 | 6 | 10 | 3 | 2 | 2 | 1 | 1 | 0 |
| C771 | Intrathoracic Lymph Nodes | T | 3 | 0 | 0 | 0 | 0 | 0 | 1 | 0 | 0 | 0 | 0 | 0 | 0 | 0 | 0 | 2 | 0 | 0 | 0 | 0 | |
| | | M | 2 | 0 | 0 | 0 | 0 | 0 | 0 | 0 | 0 | 0 | 0 | 0 | 0 | 0 | 0 | 2 | 0 | 0 | 0 | 0 | |
| | | F | 1 | 0 | 0 | 0 | 0 | 0 | 1 | 0 | 0 | 0 | 0 | 0 | 0 | 0 | 0 | 0 | 0 | 0 | 0 | 0 | |
| C772 | Intra-abdominal LymphNodes | T | 17 | 0 | 0 | 0 | 0 | 1 | 0 | 0 | 0 | 1 | 1 | 2 | 3 | 3 | 2 | 2 | 2 | 0 | 0 | 0 | |
| | | M | 13 | 0 | 0 | 0 | 0 | 0 | 0 | 0 | 0 | 1 | 1 | 1 | 3 | 3 | 0 | 2 | 2 | 0 | 0 | 0 | |
| | | F | 4 | 0 | 0 | 0 | 0 | 1 | 0 | 0 | 0 | 0 | 0 | 1 | 0 | 0 | 2 | 0 | 0 | 0 | 0 | 0 | |
| C773 | Lymph Nodes of axilla or arm | T | 16 | 0 | 0 | 0 | 0 | 0 | 0 | 0 | 0 | 1 | 1 | 1 | 5 | 4 | 1 | 1 | 0 | 2 | 0 | 0 | |
| | | M | 7 | 0 | 0 | 0 | 0 | 0 | 0 | 0 | 0 | 1 | 0 | 0 | 2 | 3 | 1 | 0 | 0 | 0 | 0 | 0 | |
| | | F | 9 | 0 | 0 | 0 | 0 | 0 | 0 | 0 | 0 | 0 | 1 | 1 | 3 | 1 | 0 | 1 | 0 | 2 | 0 | 0 | |

TABLE V : PRIMARY SITE BY AGE GROUP (cont.)

| SITE / AGE - GROUP | | | 1+ | 5+ | 10+ | 15+ | 20+ | 25+ | 30+ | 35+ | 40+ | 45+ | 50+ | 55+ | 60+ | 65+ | 70+ | 75+ | 80+ | 85+ | 90+ | 95+ | |
|--------------------|---|---|----|----|-----|-----|-----|-----|-----|-----|-----|-----|-----|-----|-----|-----|-----|-----|-----|-----|-----|-----|---|
| C774 | Lymph Nodes: Leg | T | 19 | 0 | 1 | 0 | 0 | 2 | 0 | 1 | 2 | 0 | 0 | 1 | 2 | 1 | 2 | 3 | 2 | 2 | 0 | 0 | 0 |
| | | M | 13 | 0 | 0 | 0 | 0 | 2 | 0 | 0 | 2 | 0 | 0 | 1 | 1 | 1 | 1 | 2 | 1 | 2 | 0 | 0 | 0 |
| | | F | 6 | 0 | 1 | 0 | 0 | 0 | 0 | 1 | 0 | 0 | 0 | 0 | 1 | 0 | 1 | 1 | 1 | 0 | 0 | 0 | 0 |
| C778 | Lymph Nodes: multiple region | T | 1 | 1 | 0 | 0 | 0 | 0 | 0 | 0 | 0 | 0 | 0 | 0 | 0 | 0 | 0 | 0 | 0 | 0 | 0 | 0 | 0 |
| | | M | 0 | 0 | 0 | 0 | 0 | 0 | 0 | 0 | 0 | 0 | 0 | 0 | 0 | 0 | 0 | 0 | 0 | 0 | 0 | 0 | 0 |
| | | F | 1 | 1 | 0 | 0 | 0 | 0 | 0 | 0 | 0 | 0 | 0 | 0 | 0 | 0 | 0 | 0 | 0 | 0 | 0 | 0 | 0 |
| C779 | Lymph Node NOS | T | 3 | 0 | 0 | 0 | 0 | 0 | 0 | 0 | 0 | 0 | 0 | 0 | 1 | 1 | 0 | 0 | 1 | 0 | 0 | 0 | 0 |
| | | M | 1 | 0 | 0 | 0 | 0 | 0 | 0 | 0 | 0 | 0 | 0 | 0 | 1 | 0 | 0 | 0 | 0 | 0 | 0 | 0 | 0 |
| | | F | 2 | 0 | 0 | 0 | 0 | 0 | 0 | 0 | 0 | 0 | 0 | 0 | 0 | 1 | 0 | 0 | 1 | 0 | 0 | 0 | 0 |
| C809 | Unknown Primary Site | T | 88 | 0 | 0 | 0 | 0 | 1 | 0 | 0 | 3 | 6 | 6 | 2 | 10 | 12 | 14 | 9 | 13 | 5 | 6 | 1 | 0 |
| | | M | 42 | 0 | 0 | 0 | 0 | 0 | 0 | 0 | 1 | 3 | 3 | 1 | 6 | 5 | 8 | 4 | 7 | 2 | 2 | 0 | 0 |
| | | F | 46 | 0 | 0 | 0 | 0 | 1 | 0 | 0 | 2 | 3 | 3 | 1 | 4 | 7 | 6 | 5 | 6 | 3 | 4 | 1 | 0 |
| Z850 | Personal history of malignant neoplasm of dige | T | 3 | 0 | 0 | 0 | 0 | 0 | 0 | 0 | 0 | 0 | 0 | 0 | 0 | 0 | 2 | 1 | 0 | 0 | 0 | 0 | 0 |
| | | M | 3 | 0 | 0 | 0 | 0 | 0 | 0 | 0 | 0 | 0 | 0 | 0 | 0 | 0 | 2 | 1 | 0 | 0 | 0 | 0 | 0 |
| | | F | 0 | 0 | 0 | 0 | 0 | 0 | 0 | 0 | 0 | 0 | 0 | 0 | 0 | 0 | 0 | 0 | 0 | 0 | 0 | 0 | 0 |
| Z851 | Personal history of malignant neoplasm of tract | T | 4 | 0 | 0 | 0 | 0 | 0 | 0 | 0 | 1 | 0 | 0 | 0 | 1 | 1 | 0 | 1 | 0 | 0 | 0 | 0 | 0 |
| | | M | 2 | 0 | 0 | 0 | 0 | 0 | 0 | 0 | 0 | 0 | 0 | 0 | 0 | 1 | 0 | 1 | 0 | 0 | 0 | 0 | 0 |
| | | F | 2 | 0 | 0 | 0 | 0 | 0 | 0 | 0 | 0 | 1 | 0 | 0 | 0 | 1 | 0 | 0 | 0 | 0 | 0 | 0 | 0 |
| Z853 | Personal history of malignant neoplasm of brea | T | 3 | 0 | 0 | 0 | 0 | 0 | 0 | 0 | 0 | 1 | 1 | 1 | 0 | 0 | 0 | 0 | 0 | 0 | 0 | 0 | 0 |
| | | M | 0 | 0 | 0 | 0 | 0 | 0 | 0 | 0 | 0 | 0 | 0 | 0 | 0 | 0 | 0 | 0 | 0 | 0 | 0 | 0 | 0 |
| | | F | 3 | 0 | 0 | 0 | 0 | 0 | 0 | 0 | 0 | 1 | 1 | 1 | 0 | 0 | 0 | 0 | 0 | 0 | 0 | 0 | 0 |
| Z858 | Personal history of malignant neoplasm of othe | T | 1 | 0 | 0 | 0 | 0 | 0 | 0 | 0 | 0 | 1 | 0 | 0 | 0 | 0 | 0 | 0 | 0 | 0 | 0 | 0 | 0 |
| | | M | 1 | 0 | 0 | 0 | 0 | 0 | 0 | 0 | 0 | 1 | 0 | 0 | 0 | 0 | 0 | 0 | 0 | 0 | 0 | 0 | 0 |
| | | F | 0 | 0 | 0 | 0 | 0 | 0 | 0 | 0 | 0 | 0 | 0 | 0 | 0 | 0 | 0 | 0 | 0 | 0 | 0 | 0 | 0 |

TABLE VI : PATHOLOGY ACCORDING TO SITE

| CODE | GRAND TOTAL | No. of Cases | | |
|----------------|---|--------------|-----------|-----------|
| | | MALE | FEMALE | TOTAL |
| | | 3,212 | 3,769 | 6,981 |
| C00 | MALIGNANT NEOPLASM OF LIP | 1 | 6 | 7 |
| | 80703 Squamous cell carcinoma, NOS | 1 | 6 | 7 |
| C01-C02 | MALIGNANT NEOPLASM OF TONGUE | 52 | 25 | 77 |
| | 80003 Neoplasm, malignant (No histological proof) | 0 | 1 | 1 |
| | 80703 Squamous cell carcinoma, NOS | 38 | 19 | 57 |
| | 80713 Squamous cell carcinoma, keratinizing, NOS | 8 | 4 | 12 |
| | 80753 Squamous cell carcinoma, adenoïd | 1 | 0 | 1 |
| | 96803 Malignant lymphoma, large B-cell, diffuse, NOS | 4 | 1 | 5 |
| | 97343 Plasmacytoma, extramedullary | 1 | 0 | 1 |
| C03-C06 | MALIGNANT NEOPLASM OF GUM, FLOOR OF MOUTH, PALATE AND OTHER UNSPECIFIED PARTS OF MOUTH | 39 | 22 | 61 |
| | 80513 Verrucous carcinoma, NOS | 0 | 1 | 1 |
| | 80703 Squamous cell carcinoma, NOS | 28 | 16 | 44 |
| | 80713 Squamous cell carcinoma, keratinizing, NOS | 8 | 1 | 9 |
| | 81403 Adenocarcinoma, NOS | 2 | 0 | 2 |
| | 82003 Adenoid cystic carcinoma | 0 | 1 | 1 |
| | 84303 Mucoepidermoid carcinoma | 0 | 1 | 1 |
| | 87203 Malignant melanoma, NOS | 0 | 1 | 1 |
| | 88113 Fibromyxosarcoma | 0 | 1 | 1 |
| | 97193 NK/T-cell lymphoma, nasal and nasal-type | 1 | 0 | 1 |
| C07-C08 | MALIGNANT NEOPLASM OF PARAOTID AND OTHER MAJOR SALIVARY GLANDS | 11 | 9 | 20 |
| | 80003 Neoplasm, malignant (No histological proof) | 1 | 0 | 1 |
| | 80103 Carcinoma, NOS | 0 | 1 | 1 |
| | 80453 Combined small cell carcinoma | 1 | 0 | 1 |
| | 80703 Squamous cell carcinoma, NOS | 2 | 0 | 2 |
| | 80713 Squamous cell carcinoma, keratinizing, NOS | 0 | 1 | 1 |
| | 81403 Adenocarcinoma, NOS | 0 | 1 | 1 |
| | 81473 Basal cell adenocarcinoma | 0 | 1 | 1 |
| | 82003 Adenoid cystic carcinoma | 1 | 1 | 2 |
| | 84303 Mucoepidermoid carcinoma | 2 | 3 | 5 |
| | 84803 Mucinous adenocarcinoma | 1 | 1 | 2 |
| | 96503 Hodgkin lymphoma, NOS | 1 | 0 | 1 |
| | 96803 Malignant lymphoma, large B-cell, diffuse, NOS | 1 | 0 | 1 |
| | 96873 Burkitt lymphoma, NOS | 1 | 0 | 1 |
| C09 | MALIGNANT NEOPLASM OF TONSIL | 27 | 4 | 31 |
| | 80103 Carcinoma, NOS | 1 | 0 | 1 |
| | 80703 Squamous cell carcinoma, NOS | 16 | 1 | 17 |
| | 80713 Squamous cell carcinoma, keratinizing, NOS | 2 | 0 | 2 |
| | 96733 Mantle cell lymphoma | 1 | 0 | 1 |
| | 96803 Malignant lymphoma, large B-cell, diffuse, NOS | 6 | 3 | 9 |
| | 97023 Mature T-cell lymphoma, NOS | 1 | 0 | 1 |

TABLE VI : PATHOLOGY ACCORDING TO SITE (cont.)

| | | No. of Cases | | |
|------------|---|--------------|-----------|-----------|
| | | MALE | FEMALE | TOTAL |
| C10 | MALIGNANT NEOPLASM OF OROPHARYNX | 17 | 1 | 18 |
| | 80003 Neoplasm, malignant (No histological proof) | 1 | 0 | 1 |
| | 80703 Squamous cell carcinoma, NOS | 14 | 1 | 15 |
| | 80713 Squamous cell carcinoma, keratinizing, NOS | 2 | 0 | 2 |
| C11 | MALIGNANT NEOPLASM OF NASOPHARYNX | 66 | 23 | 89 |
| | 80103 Carcinoma, NOS | 0 | 1 | 1 |
| | 80133 Large cell neuroendocrine carcinoma | 0 | 1 | 1 |
| | 80703 Squamous cell carcinoma, NOS | 8 | 0 | 8 |
| | 80713 Squamous cell carcinoma, keratinizing, NOS | 3 | 0 | 3 |
| | 80723 Squamous cell carcinoma, large cell, nonkeratinizing, NOS | 22 | 7 | 29 |
| | 80733 Squamous cell carcinoma, small cell, nonkeratinizing | 6 | 2 | 8 |
| | 80823 Lymphoepithelial carcinoma | 24 | 9 | 33 |
| | 81403 Adenocarcinoma, NOS | 0 | 1 | 1 |
| | 95913 Malignant lymphoma, non-Hodgkin, NOS | 0 | 1 | 1 |
| | 96803 Malignant lymphoma, large B-cell, diffuse, NOS | 2 | 1 | 3 |
| | 97193 NK/T-cell lymphoma, nasal and nasal-type | 1 | 0 | 1 |
| C12 | MALIG NEOPLASM OF PYRIFORM SINUS | 13 | 0 | 13 |
| | 80103 Carcinoma, NOS | 1 | 0 | 1 |
| | 80703 Squamous cell carcinoma, NOS | 10 | 0 | 10 |
| | 80713 Squamous cell carcinoma, keratinizing, NOS | 1 | 0 | 1 |
| | 80723 Squamous cell carcinoma, large cell, nonkeratinizing, NOS | 1 | 0 | 1 |
| C13 | MALIGNANT NEOPLASM OF HYPOPHARYNX | 20 | 0 | 20 |
| | 80703 Squamous cell carcinoma, NOS | 18 | 0 | 18 |
| | 80723 Squamous cell carcinoma, large cell, nonkeratinizing, NOS | 2 | 0 | 2 |
| C14 | MALIGNANT NEOPLASM OF OTHER AND ILL-DEFINE D SITE IN THE LIP ORAL CAVITY AND PHARYNX | 2 | 0 | 2 |
| | 80703 Squamous cell carcinoma, NOS | 2 | 0 | 2 |
| C15 | MALIGNANT NEOPLASM OF ESOPHAGUS | 68 | 6 | 74 |
| | 80003 Neoplasm, malignant (No histological proof) | 2 | 0 | 2 |
| | 80103 Carcinoma, NOS | 2 | 0 | 2 |
| | 80703 Squamous cell carcinoma, NOS | 58 | 4 | 62 |
| | 80713 Squamous cell carcinoma, keratinizing, NOS | 1 | 0 | 1 |
| | 81403 Adenocarcinoma, NOS | 2 | 1 | 3 |
| | 81443 Adenocarcinoma, intestinal type (C16...) | 0 | 1 | 1 |
| | 82003 Adenoid cystic carcinoma | 1 | 0 | 1 |
| | 89361 Gastrointestinal stromal tumor, NOS | 1 | 0 | 1 |
| | 96803 Malignant lymphoma, large B-cell, diffuse, NOS | 1 | 0 | 1 |

TABLE VI : PATHOLOGY ACCORDING TO SITE (cont.)

| | | No. of Cases | | |
|------------|---|--------------|------------|------------|
| | | MALE | FEMALE | TOTAL |
| C16 | MALIGNANT NEOPLASM OF STOMACH | 47 | 60 | 107 |
| | 80103 Carcinoma, NOS | 3 | 0 | 3 |
| | 80703 Squamous cell carcinoma, NOS | 1 | 0 | 1 |
| | 81403 Adenocarcinoma, NOS | 20 | 37 | 57 |
| | 81453 Adenocarcinoma, diffuse type (C16._) | 5 | 2 | 7 |
| | 82493 Atypical carcinoid tumor | 1 | 0 | 1 |
| | 82553 Adenocarcinoma with mixed subtypes | 3 | 3 | 6 |
| | 84903 Signet ring cell carcinoma | 6 | 6 | 12 |
| | 88003 Sarcoma, NOS | 0 | 1 | 1 |
| | 88013 Spindle cell sarcoma | 0 | 1 | 1 |
| | 89361 Gastrointestinal stromal tumor, NOS | 2 | 3 | 5 |
| | 89363 Gastrointestinal stromal sarcoma | 0 | 1 | 1 |
| | 95903 Malignant lymphoma, NOS | 0 | 1 | 1 |
| | 95913 Malignant lymphoma, non-Hodgkin, NOS | 1 | 0 | 1 |
| | 96803 Malignant lymphoma, large B-cell, diffuse, NOS | 1 | 5 | 6 |
| | 96993 Marginal zone B-cell lymphoma, NOS | 4 | 0 | 4 |
| C17 | MALIGNANT NEOPLASM SMALL INTESTINE | 8 | 12 | 20 |
| | 81403 Adenocarcinoma, NOS | 2 | 6 | 8 |
| | 81443 Adenocarcinoma, intestinal type (C16._) | 0 | 1 | 1 |
| | 85603 Adenosquamous carcinoma | 0 | 1 | 1 |
| | 89361 Gastrointestinal stromal tumor, NOS | 1 | 1 | 2 |
| | 91403 Kaposi sarcoma | 1 | 0 | 1 |
| | 96803 Malignant lymphoma, large B-cell, diffuse, NOS | 3 | 2 | 5 |
| | 96903 Follicular lymphoma, NOS | 0 | 1 | 1 |
| | 97143 Anaplastic large cell lymphoma, T cell and null cell type | 1 | 0 | 1 |
| C18 | MALIGNANT NEOPLASM OF COLON | 194 | 187 | 381 |
| | 80003 Neoplasm, malignant (No histological proof) | 5 | 6 | 11 |
| | 80103 Carcinoma, NOS | 2 | 1 | 3 |
| | 81403 Adenocarcinoma, NOS | 185 | 168 | 353 |
| | 82403 Carcinoid tumor, NOS | 0 | 1 | 1 |
| | 84801 Low-grade appendiceal mucinous neoplasm | 0 | 1 | 1 |
| | 84803 Mucinous adenocarcinoma | 0 | 8 | 8 |
| | 88903 Leiomyosarcoma, NOS | 0 | 1 | 1 |
| | 96803 Malignant lymphoma, large B-cell, diffuse, NOS | 1 | 1 | 2 |
| | 96873 Burkitt lymphoma, NOS | 1 | 0 | 1 |
| C19 | MALIGNANT NEOPLASM OF RECTOSIGMOID | 38 | 24 | 62 |
| | 81403 Adenocarcinoma, NOS | 38 | 22 | 60 |
| | 84803 Mucinous adenocarcinoma | 0 | 2 | 2 |

TABLE VI : PATHOLOGY ACCORDING TO SITE (cont.)

| | | No. of Cases | | |
|------------|--|--------------|------------|------------|
| | | MALE | FEMALE | TOTAL |
| C20 | MALIGNANT NEOPLASM OF RECTUM | 151 | 105 | 256 |
| 80003 | Neoplasm, malignant (No histological proof) | 3 | 7 | 10 |
| 80413 | Small cell carcinoma, NOS | 0 | 1 | 1 |
| 81403 | Adenocarcinoma, NOS | 145 | 92 | 237 |
| 82403 | Carcinoid tumor, NOS | 0 | 3 | 3 |
| 84803 | Mucinous adenocarcinoma | 0 | 1 | 1 |
| 84813 | Mucin-producing adenocarcinoma | 0 | 1 | 1 |
| 84903 | Signet ring cell carcinoma | 1 | 0 | 1 |
| 87203 | Malignant melanoma, NOS | 1 | 0 | 1 |
| 96803 | Malignant lymphoma, large B-cell, diffuse, NOS | 1 | 0 | 1 |
| C21 | MALIGNANT NEOPLASM OF ANUS AND ANAL CANAL | 5 | 3 | 8 |
| 80703 | Squamous cell carcinoma, NOS | 2 | 1 | 3 |
| 81403 | Adenocarcinoma, NOS | 3 | 1 | 4 |
| 87203 | Malignant melanoma, NOS | 0 | 1 | 1 |
| C22 | MALIGNANT NEOPLASM OF LIVER AND INTRAHEPATIC BILE DUCTS | 525 | 236 | 761 |
| 80003 | Neoplasm, malignant (No histological proof) | 304 | 139 | 443 |
| 80103 | Carcinoma, NOS | 1 | 2 | 3 |
| 80133 | Large cell neuroendocrine carcinoma | 1 | 0 | 1 |
| 80413 | Small cell carcinoma, NOS | 1 | 0 | 1 |
| 81403 | Adenocarcinoma, NOS | 26 | 13 | 39 |
| 81603 | Cholangiocarcinoma (C22.1, C24.0) | 16 | 22 | 38 |
| 81703 | Hepatocellular carcinoma, NOS (C22.0) | 171 | 55 | 226 |
| 84803 | Mucinous adenocarcinoma | 0 | 1 | 1 |
| 85603 | Adenosquamous carcinoma | 1 | 0 | 1 |
| 89703 | Hepatoblastoma (C22.0) | 2 | 1 | 3 |
| 92603 | Ewing sarcoma | 0 | 1 | 1 |
| 96633 | Hodgkin lymphoma, nodular sclerosis, NOS | 0 | 1 | 1 |
| 96803 | Malignant lymphoma, large B-cell, diffuse, NOS | 1 | 1 | 2 |
| 98233 | B-cell chronic lymphocytic leukemia/small lymphocytic lymphoma | 1 | 0 | 1 |
| C23 | MALIGNANT NEOPLASM OF GALL BLADDER | 5 | 18 | 23 |
| 80003 | Neoplasm, malignant (No histological proof) | 2 | 4 | 6 |
| 81403 | Adenocarcinoma, NOS | 3 | 10 | 13 |
| 81633 | Pancreatobiliary-type carcinoma | 0 | 1 | 1 |
| 84803 | Mucinous adenocarcinoma | 0 | 1 | 1 |
| 85603 | Adenosquamous carcinoma | 0 | 1 | 1 |
| 88043 | Epithelioid sarcoma | 0 | 1 | 1 |

TABLE VI : PATHOLOGY ACCORDING TO SITE (cont.)

| | | No. of Cases | | |
|------------|--|--------------|-----------|------------|
| | | MALE | FEMALE | TOTAL |
| C24 | MALIGNANT NEOPLASM OF OTHER AND UNSPECIFIED PARTS AND BILIARY TRACT | 28 | 24 | 52 |
| 80003 | Neoplasm, malignant (No histological proof) | 5 | 3 | 8 |
| 80103 | Carcinoma, NOS | 1 | 0 | 1 |
| 81403 | Adenocarcinoma, NOS | 13 | 10 | 23 |
| 81443 | Adenocarcinoma, intestinal type (C16...) | 0 | 2 | 2 |
| 81603 | Cholangiocarcinoma (C22.1, C24.0) | 7 | 6 | 13 |
| 81633 | Pancreatobiliary-type carcinoma | 1 | 1 | 2 |
| 82553 | Adenocarcinoma with mixed subtypes | 1 | 0 | 1 |
| 85003 | Infiltrating duct carcinoma, NOS (C50...) | 0 | 1 | 1 |
| 85033 | Intraductal papillary adenocarcinoma with invasion (C50...) | 0 | 1 | 1 |
| C25 | MALIGNANT NEOPLASM OF PANCREAS | 80 | 75 | 155 |
| 80003 | Neoplasm, malignant (No histological proof) | 17 | 18 | 35 |
| 80103 | Carcinoma, NOS | 1 | 5 | 6 |
| 80703 | Squamous cell carcinoma, NOS | 0 | 1 | 1 |
| 81403 | Adenocarcinoma, NOS | 50 | 33 | 83 |
| 81503 | Pancreatic neuroendocrine tumor, nonfunctioning (C25.4) | 0 | 1 | 1 |
| 82403 | Carcinoid tumor, NOS | 3 | 4 | 7 |
| 82463 | Neuroendocrine carcinoma, NOS | 0 | 1 | 1 |
| 82493 | Atypical carcinoid tumor | 2 | 1 | 3 |
| 82553 | Adenocarcinoma with mixed subtypes | 1 | 0 | 1 |
| 84803 | Mucinous adenocarcinoma | 0 | 1 | 1 |
| 85003 | Infiltrating duct carcinoma, NOS (C50...) | 3 | 9 | 12 |
| 85603 | Adenosquamous carcinoma | 1 | 1 | 2 |
| 96803 | Malignant lymphoma, large B-cell, diffuse, NOS | 2 | 0 | 2 |
| C26 | OTHER AND ILL-DEFFINED DIGESTIVE ORGANS | 0 | 2 | 2 |
| 81403 | Adenocarcinoma, NOS | 0 | 1 | 1 |
| 82463 | Neuroendocrine carcinoma, NOS | 0 | 1 | 1 |
| C30 | MALIGNANT NEOPLASM OF NASAL CAVITY AND MIDDLE EAR | 13 | 12 | 25 |
| 80703 | Squamous cell carcinoma, NOS | 5 | 1 | 6 |
| 80713 | Squamous cell carcinoma, keratinizing, NOS | 0 | 1 | 1 |
| 80823 | Lymphoepithelial carcinoma | 0 | 1 | 1 |
| 81403 | Adenocarcinoma, NOS | 1 | 0 | 1 |
| 81443 | Adenocarcinoma, intestinal type (C16...) | 1 | 0 | 1 |
| 82003 | Adenoid cystic carcinoma | 0 | 1 | 1 |
| 85603 | Adenosquamous carcinoma | 0 | 1 | 1 |
| 87203 | Malignant melanoma, NOS | 0 | 1 | 1 |
| 95223 | Olfactory neuroblastoma (C30.0) | 1 | 0 | 1 |
| 95913 | Malignant lymphoma, non-Hodgkin, NOS | 0 | 1 | 1 |
| 96803 | Malignant lymphoma, large B-cell, diffuse, NOS | 2 | 1 | 3 |
| 97023 | Mature T-cell lymphoma, NOS | 1 | 0 | 1 |
| 97193 | NK/T-cell lymphoma, nasal and nasal-type | 2 | 4 | 6 |

TABLE VI : PATHOLOGY ACCORDING TO SITE (cont.)

| | | No. of Cases | | |
|----------------|--|--------------|------------|------------|
| | | MALE | FEMALE | TOTAL |
| C31 | MALIGNANT NEOPLASM OF ACCESSORY SINUSES | 13 | 3 | 16 |
| 80103 | Carcinoma, NOS | 1 | 0 | 1 |
| 80703 | Squamous cell carcinoma, NOS | 4 | 0 | 4 |
| 80713 | Squamous cell carcinoma, keratinizing, NOS | 2 | 0 | 2 |
| 80823 | Lymphoepithelial carcinoma | 1 | 0 | 1 |
| 81403 | Adenocarcinoma, NOS | 0 | 1 | 1 |
| 82003 | Adenoid cystic carcinoma | 1 | 1 | 2 |
| 84103 | Sebaceous adenocarcinoma (C44._) | 1 | 0 | 1 |
| 84303 | Mucoepidermoid carcinoma | 0 | 1 | 1 |
| 87203 | Malignant melanoma, NOS | 1 | 0 | 1 |
| 97353 | Plasmablastic lymphoma | 2 | 0 | 2 |
| C32 | MALIGNANT NEOPLASM OF LARYNX | 73 | 8 | 81 |
| 80003 | Neoplasm, malignant (No histological proof) | 1 | 0 | 1 |
| 80103 | Carcinoma, NOS | 2 | 1 | 3 |
| 80703 | Squamous cell carcinoma, NOS | 57 | 7 | 64 |
| 80713 | Squamous cell carcinoma, keratinizing, NOS | 12 | 0 | 12 |
| 85603 | Adenosquamous carcinoma | 1 | 0 | 1 |
| C33-C34 | MALIG NEOPLASM OF TRACHEA BRONCHUS AND LUNG | 333 | 266 | 599 |
| 80003 | Neoplasm, malignant (No histological proof) | 22 | 17 | 39 |
| 80103 | Carcinoma, NOS | 14 | 10 | 24 |
| 80123 | Large cell carcinoma, NOS | 3 | 1 | 4 |
| 80133 | Large cell neuroendocrine carcinoma | 1 | 0 | 1 |
| 80223 | Pleomorphic carcinoma | 2 | 0 | 2 |
| 80413 | Small cell carcinoma, NOS | 11 | 1 | 12 |
| 80453 | Combined small cell carcinoma | 1 | 0 | 1 |
| 80463 | Non-small cell carcinoma (C34._) | 32 | 14 | 46 |
| 80703 | Squamous cell carcinoma, NOS | 30 | 10 | 40 |
| 80713 | Squamous cell carcinoma, keratinizing, NOS | 3 | 1 | 4 |
| 80723 | Squamous cell carcinoma, large cell, nonkeratinizing, NOS | 2 | 0 | 2 |
| 80823 | Lymphoepithelial carcinoma | 0 | 1 | 1 |
| 81403 | Adenocarcinoma, NOS | 166 | 149 | 315 |
| 82003 | Adenoid cystic carcinoma | 0 | 3 | 3 |
| 82303 | Solid carcinoma, NOS | 3 | 2 | 5 |
| 82403 | Carcinoid tumor, NOS | 2 | 2 | 4 |
| 82463 | Neuroendocrine carcinoma, NOS | 1 | 0 | 1 |
| 82493 | Atypical carcinoid tumor | 1 | 0 | 1 |
| 82503 | Bronchiolo-alveolar adenocarcinoma (C34._) | 3 | 1 | 4 |
| 82533 | Bronchiolo-alveolar carcinoma, mucinous (C34._) | 4 | 8 | 12 |
| 82553 | Adenocarcinoma with mixed subtypes | 1 | 0 | 1 |
| 82603 | Papillary adenocarcinoma, NOS | 8 | 16 | 24 |
| 82653 | Micropapillary carcinoma, NOS (C18. _, C19.9, C20.9, C34. _) | 2 | 2 | 4 |
| 83103 | Clear cell adenocarcinoma, NOS | 1 | 0 | 1 |
| 84803 | Mucinous adenocarcinoma | 0 | 1 | 1 |
| 85503 | Acinar cell carcinoma | 0 | 1 | 1 |
| 85513 | Acinar cell cystadenocarcinoma | 17 | 23 | 40 |
| 90523 | Epithelioid mesothelioma, malignant | 0 | 1 | 1 |

TABLE VI : PATHOLOGY ACCORDING TO SITE (cont.)

| | | No. of Cases | | |
|----------------|--|--------------|-----------|-----------|
| | | MALE | FEMALE | TOTAL |
| C33-C34 | MALIG NEOPLASM OF TRACHEA BRONCHUS AND LUNG (cont.) | | | |
| 92603 | Ewing sarcoma | 0 | 1 | 1 |
| 96523 | Hodgkin lymphoma, mixed cellularity, NOS | 1 | 0 | 1 |
| 96803 | Malignant lymphoma, large B-cell, diffuse, NOS | 2 | 1 | 3 |
| C37 | MALIGNANT NEOPLASM OF THYMUS | 1 | 2 | 3 |
| 82403 | Carcinoid tumor, NOS | 0 | 1 | 1 |
| 85813 | Thymoma, type A, malignant (C37.9) | 1 | 0 | 1 |
| 85843 | Thymoma, type B2, malignant (C37.9) | 0 | 1 | 1 |
| C38 | MALIGNANT NEOPLASM OF HEART, MEDIASTINUM AND PLEURA | 21 | 15 | 36 |
| 80103 | Carcinoma, NOS | 1 | 0 | 1 |
| 80413 | Small cell carcinoma, NOS | 1 | 1 | 2 |
| 80703 | Squamous cell carcinoma, NOS | 0 | 1 | 1 |
| 82403 | Carcinoid tumor, NOS | 0 | 1 | 1 |
| 82463 | Neuroendocrine carcinoma, NOS | 0 | 1 | 1 |
| 88013 | Spindle cell sarcoma | 0 | 1 | 1 |
| 90403 | Synovial sarcoma, NOS | 1 | 0 | 1 |
| 90503 | Mesothelioma, malignant | 1 | 0 | 1 |
| 90523 | Epithelioid mesothelioma, malignant | 1 | 1 | 2 |
| 90643 | Germinoma | 2 | 0 | 2 |
| 90713 | Yolk sac tumor | 1 | 0 | 1 |
| 91203 | Hemangiosarcoma | 1 | 0 | 1 |
| 94903 | Ganglioneuroblastoma | 0 | 1 | 1 |
| 95003 | Neuroblastoma, NOS | 1 | 1 | 2 |
| 96503 | Hodgkin lymphoma, NOS | 1 | 0 | 1 |
| 96633 | Hodgkin lymphoma, nodular sclerosis, NOS | 1 | 0 | 1 |
| 96733 | Mantle cell lymphoma | 1 | 0 | 1 |
| 96803 | Malignant lymphoma, large B-cell, diffuse, NOS | 5 | 7 | 12 |
| 97023 | Mature T-cell lymphoma, NOS | 1 | 0 | 1 |
| 98373 | Precursor T-cell lymphoblastic leukemia | 2 | 0 | 2 |
| C40-C41 | MALIGNANT NEOPLASM OF BONE AND CARTILAGE | 24 | 23 | 47 |
| 88013 | Spindle cell sarcoma | 1 | 0 | 1 |
| 88043 | Epithelioid sarcoma | 0 | 1 | 1 |
| 90713 | Yolk sac tumor | 1 | 0 | 1 |
| 91803 | Osteosarcoma, NOS (C40._, C41._) | 8 | 10 | 18 |
| 92203 | Chondrosarcoma, NOS (C40._, C41._) | 5 | 1 | 6 |
| 92503 | Giant cell tumor of bone, malignant (C40._, C41._) | 0 | 2 | 2 |
| 92603 | Ewing sarcoma | 0 | 3 | 3 |
| 93703 | Chordoma, NOS | 4 | 2 | 6 |
| 95003 | Neuroblastoma, NOS | 1 | 0 | 1 |
| 95083 | Embryonal tumor with rhabdoid features (C71._) | 1 | 0 | 1 |
| 96803 | Malignant lymphoma, large B-cell, diffuse, NOS | 1 | 3 | 4 |
| 97313 | Plasmacytoma, NOS | 2 | 1 | 3 |

TABLE VI : PATHOLOGY ACCORDING TO SITE (cont.)

| C42 | MALIGNANT NEOPLASM OF HEMATOPOIETIC AND RETICULOENDOTHELIAL SYSTEMS | No. of Cases | | |
|-------|---|--------------|--------|-------|
| | | MALE | FEMALE | TOTAL |
| | | 187 | 152 | 339 |
| 96733 | Mantle cell lymphoma | 0 | 1 | 1 |
| 96803 | Malignant lymphoma, large B-cell, diffuse, NOS | 3 | 2 | 5 |
| 96953 | Follicular lymphoma, grade 1 | 1 | 0 | 1 |
| 96993 | Marginal zone B-cell lymphoma, NOS | 7 | 2 | 9 |
| 97023 | Mature T-cell lymphoma, NOS | 2 | 1 | 3 |
| 97123 | Intravascular large B-cell lymphoma | 1 | 0 | 1 |
| 97243 | Systemic Epstein Barr virus positive T-cell lymphoproliferative disease of childhood | 1 | 0 | 1 |
| 97323 | Multiple myeloma (C42.1) | 45 | 38 | 83 |
| 97613 | Waldenstrom macroglobulinemia (C42.0) | 1 | 0 | 1 |
| 98083 | Mixed phenotype acute leukemia, B/myeloid, NOS | 1 | 0 | 1 |
| 98113 | B lymphoblastic leukemia/lymphoma, NOS | 24 | 15 | 39 |
| 98233 | B-cell chronic lymphocytic leukemia/small lymphocytic lymphoma | 8 | 5 | 13 |
| 98263 | Burkitt cell leukemia | 2 | 1 | 3 |
| 98373 | Precursor T-cell lymphoblastic leukemia | 1 | 0 | 1 |
| 98403 | Acute myeloid leukemia, M6 type | 0 | 1 | 1 |
| 98613 | Acute myeloid leukemia, NOS | 27 | 20 | 47 |
| 98633 | Chronic myeloid leukemia, NOS | 18 | 9 | 27 |
| 98663 | Acute promyelocytic leukemia | 4 | 5 | 9 |
| 98673 | Acute myelomonocytic leukemia | 2 | 0 | 2 |
| 98713 | Acute myeloid leukemia with abnormal marrow eosinophils | 1 | 0 | 1 |
| 98723 | Acute myeloid leukemia, minimal differentiation | 1 | 0 | 1 |
| 98733 | Acute myeloid leukemia without maturation | 2 | 7 | 9 |
| 98953 | Acute myeloid leukemia with multilineage dysplasia | 1 | 0 | 1 |
| 99103 | Acute megakaryoblastic leukemia | 1 | 0 | 1 |
| 99403 | Hairy cell leukemia (C42.1) | 2 | 0 | 2 |
| 99453 | Chronic myelomonocytic leukemia, NOS | 0 | 3 | 3 |
| 99483 | Aggressive NK-cell leukemia | 0 | 1 | 1 |
| 99503 | Polycythemia vera | 9 | 5 | 14 |
| 99603 | Chronic myeloproliferative disease, NOS | 0 | 4 | 4 |
| 99613 | Myelosclerosis with myeloid metaplasia | 1 | 0 | 1 |
| 99623 | Essential thrombocythemia | 1 | 0 | 1 |
| 99753 | Myeloproliferative neoplasm, unclassifiable | 2 | 3 | 5 |
| 99823 | Refractory anemia with sideroblasts | 1 | 0 | 1 |
| 99833 | Refractory anemia with excess blasts | 3 | 2 | 5 |
| 99853 | Refractory cytopenia with multilineage dysplasia | 0 | 1 | 1 |
| 99893 | Myelodysplastic syndrome, NOS | 14 | 26 | 40 |

TABLE VI : PATHOLOGY ACCORDING TO SITE (cont.)

| | | No. of Cases | | |
|------------|---|--------------|------------|------------|
| | | MALE | FEMALE | TOTAL |
| C44 | MALIGNANT NEOPLASM OF SKIN | 122 | 142 | 264 |
| 80703 | Squamous cell carcinoma, NOS | 39 | 28 | 67 |
| 80713 | Squamous cell carcinoma, keratinizing, NOS | 3 | 2 | 5 |
| 80723 | Squamous cell carcinoma, large cell, nonkeratinizing, NOS | 0 | 1 | 1 |
| 80763 | Squamous cell carcinoma, microinvasive | 2 | 3 | 5 |
| 80903 | Basal cell carcinoma, NOS (C44._) | 12 | 18 | 30 |
| 80913 | Multifocal superficial basal cell carcinoma (C44._) | 1 | 3 | 4 |
| 80923 | Infiltrating basal cell carcinoma, NOS (C44._) | 2 | 3 | 5 |
| 80943 | Basosquamous carcinoma (C44._) | 0 | 1 | 1 |
| 80973 | Basal cell carcinoma, nodular (C44._) | 35 | 40 | 75 |
| 81403 | Adenocarcinoma, NOS | 1 | 1 | 2 |
| 83103 | Clear cell adenocarcinoma, NOS | 1 | 0 | 1 |
| 84093 | Porocarcinoma, NOS (C44._) | 0 | 1 | 1 |
| 84103 | Sebaceous adenocarcinoma (C44._) | 0 | 2 | 2 |
| 84133 | Eccrine adenocarcinoma (C44._) | 2 | 0 | 2 |
| 87203 | Malignant melanoma, NOS | 5 | 13 | 18 |
| 87213 | Nodular melanoma (C44._) | 4 | 1 | 5 |
| 87433 | Superficial spreading melanoma (C44._) | 2 | 1 | 3 |
| 87443 | Superficial spreading melanoma (C44._) | 0 | 9 | 9 |
| 88323 | Dermatofibrosarcoma, NOS (C44._) | 3 | 6 | 9 |
| 91203 | Hemangiosarcoma | 0 | 1 | 1 |
| 96733 | Mantle cell lymphoma | 1 | 0 | 1 |
| 96993 | Marginal zone B-cell lymphoma, NOS | 0 | 1 | 1 |
| 97003 | Mycosis fungoides (C44._) | 4 | 5 | 9 |
| 97083 | Subcutaneous panniculitis-like-T-cell lymphoma | 1 | 1 | 2 |
| 97093 | Cutaneous T-cell lymphoma, NOS (C44._) | 1 | 0 | 1 |
| 97123 | Intravascular large B-cell lymphoma | 1 | 0 | 1 |
| 97193 | NK/T-cell lymphoma, nasal and nasal-type | 0 | 1 | 1 |
| 97273 | Precursor cell lymphoblastic lymphoma, NOS | 1 | 0 | 1 |
| 97513 | Langerhans cell histiocytosis | 1 | 0 | 1 |
| C48 | MALIGNANT NEOPLASM OF RETROPERITONIUM AND PERITONIUM | 12 | 26 | 38 |
| 80003 | Neoplasm, malignant (No histological proof) | 0 | 2 | 2 |
| 80413 | Small cell carcinoma, NOS | 0 | 1 | 1 |
| 81403 | Adenocarcinoma, NOS | 0 | 1 | 1 |
| 84413 | Serous cystadenocarcinoma, NOS (C56.9) | 0 | 3 | 3 |
| 84613 | Serous surface papillary carcinoma (C56.9) | 0 | 4 | 4 |
| 88013 | Spindle cell sarcoma | 0 | 1 | 1 |
| 88053 | Undifferentiated sarcoma | 0 | 1 | 1 |
| 88503 | Liposarcoma, NOS | 3 | 0 | 3 |
| 88513 | Liposarcoma, well differentiated | 1 | 1 | 2 |

TABLE VI : PATHOLOGY ACCORDING TO SITE (cont.)

| | | No. of Cases | | |
|------------|---|--------------|-----------|-----------|
| | | MALE | FEMALE | TOTAL |
| C48 | MALIGNANT NEOPLASM OF RETROPERITONIUM AND PERITONIUM (cont.) | | | |
| 88553 | Mixed liposarcoma | 0 | 1 | 1 |
| 88583 | Dedifferentiated liposarcoma | 1 | 5 | 6 |
| 88903 | Leiomyosarcoma, NOS | 0 | 3 | 3 |
| 90503 | Mesothelioma, malignant | 0 | 1 | 1 |
| 90643 | Germinoma | 1 | 0 | 1 |
| 90803 | Teratoma, malignant, NOS | 0 | 1 | 1 |
| 91503 | Hemangiopericytoma, malignant | 1 | 0 | 1 |
| 95003 | Neuroblastoma, NOS | 0 | 1 | 1 |
| 96803 | Malignant lymphoma, large B-cell, diffuse, NOS | 3 | 0 | 3 |
| 96873 | Burkitt lymphoma, NOS | 1 | 0 | 1 |
| 96903 | Follicular lymphoma, NOS | 1 | 0 | 1 |
| C49 | MALIG NEOPLASM OF OTHER CONECTIVE TISSUE AND SOFT TISSUE | 31 | 41 | 72 |
| 80003 | Neoplasm, malignant (No histological proof) | 0 | 1 | 1 |
| 85003 | Infiltrating duct carcinoma, NOS (C50._) | 0 | 2 | 2 |
| 88003 | Sarcoma, NOS | 2 | 3 | 5 |
| 88013 | Spindle cell sarcoma | 1 | 0 | 1 |
| 88023 | Giant cell sarcoma (except of Bone M-9250/3) | 2 | 0 | 2 |
| 88043 | Epithelioid sarcoma | 1 | 0 | 1 |
| 88113 | Fibromyxosarcoma | 0 | 3 | 3 |
| 88303 | Malignant fibrous histiocytoma | 5 | 6 | 11 |
| 88513 | Liposarcoma, well differentiated | 4 | 3 | 7 |
| 88523 | Myxoid liposarcoma | 2 | 1 | 3 |
| 88583 | Dedifferentiated liposarcoma | 2 | 0 | 2 |
| 88903 | Leiomyosarcoma, NOS | 1 | 1 | 2 |
| 89013 | Pleomorphic rhabdomyosarcoma, adult type | 1 | 0 | 1 |
| 89823 | Malignant myoepithelioma | 1 | 0 | 1 |
| 90403 | Synovial sarcoma, NOS | 0 | 2 | 2 |
| 90413 | Synovial sarcoma, spindle cell | 0 | 1 | 1 |
| 90433 | Synovial sarcoma, biphasic | 0 | 1 | 1 |
| 90443 | Clear cell sarcoma, NOS (except of Kidney M-8964/3) | 0 | 1 | 1 |
| 90643 | Germinoma | 0 | 1 | 1 |
| 91403 | Kaposi sarcoma | 1 | 0 | 1 |
| 91503 | Hemangiopericytoma, malignant | 0 | 1 | 1 |
| 91803 | Osteosarcoma, NOS (C40._, C41._) | 1 | 0 | 1 |
| 92603 | Ewing sarcoma | 1 | 0 | 1 |
| 95403 | Malignant peripheral nerve sheath tumor | 2 | 6 | 8 |
| 95813 | Alveolar soft part sarcoma | 0 | 3 | 3 |
| 95913 | Malignant lymphoma, non-Hodgkin, NOS | 1 | 0 | 1 |
| 96803 | Malignant lymphoma, large B-cell, diffuse, NOS | 1 | 3 | 4 |
| 97023 | Mature T-cell lymphoma, NOS | 1 | 0 | 1 |
| 97143 | Anaplastic large cell lymphoma, T cell and null cell type | 0 | 1 | 1 |
| 97513 | Langerhans cell histiocytosis | 1 | 0 | 1 |
| 99303 | Myeloid sarcoma | 0 | 1 | 1 |

TABLE VI : PATHOLOGY ACCORDING TO SITE (cont.)

| | | No. of Cases | | |
|------------|---|--------------|-------------|-------------|
| | | MALE | FEMALE | TOTAL |
| C50 | MALIGNANT NEOPLASM OF BREAST | 2 | 1077 | 1079 |
| 80003 | Neoplasm, malignant (No histological proof) | 0 | 7 | 7 |
| 80323 | Spindle cell carcinoma, NOS | 0 | 1 | 1 |
| 81403 | Adenocarcinoma, NOS | 0 | 1 | 1 |
| 84803 | Mucinous adenocarcinoma | 0 | 17 | 17 |
| 85002 | Intraductal carcinoma, noninfiltrating, NOS | 0 | 129 | 129 |
| 85003 | Infiltrating duct carcinoma, NOS (C50._) | 2 | 809 | 811 |
| 85032 | Noninfiltrating intraductal papillary adenocarcinoma (C50._) | 0 | 6 | 6 |
| 85033 | Intraductal papillary adenocarcinoma with invasion (C50._) | 0 | 3 | 3 |
| 85043 | Encapsulated papillary carcinoma with invasion | 0 | 4 | 4 |
| 85092 | Solid papillary carcinoma in situ (C50. _) | 0 | 6 | 6 |
| 85093 | Solid papillary carcinoma with invasion (C50. _) | 0 | 18 | 18 |
| 85202 | Lobular carcinoma in situ. NOS (C50._) | 0 | 9 | 9 |
| 85203 | Lobular carcinoma, NOS (C50._) | 0 | 27 | 27 |
| 85222 | Intraductal carcinoma and lobular carcinoma in situ (C50._) | 0 | 2 | 2 |
| 85223 | Infiltrating duct and lobular carcinoma (C50._) | 0 | 20 | 20 |
| 85232 | Intraductal carcinoma mixed with other types of in situ carcinoma | 0 | 1 | 1 |
| 85403 | Paget's disease, mammary (C50._) | 0 | 1 | 1 |
| 85413 | Paget's disease and infiltrating duct carcinoma of breast (C50._) | 0 | 3 | 3 |
| 85423 | Paget's disease, extramammary (except Paget's disease of bone) | 0 | 1 | 1 |
| 89203 | Alveolar rhabdomyosarcoma | 0 | 1 | 1 |
| 90203 | Phyllodes tumor, malignant (C50._) | 0 | 5 | 5 |
| 91203 | Hemangiosarcoma | 0 | 1 | 1 |
| 96803 | Malignant lymphoma, large B-cell, diffuse, NOS | 0 | 5 | 5 |
| C51 | MALIGNANT NEOPLASM OF VULVA | 0 | 17 | 17 |
| 80703 | Squamous cell carcinoma, NOS | 0 | 9 | 9 |
| 80713 | Squamous cell carcinoma, keratinizing, NOS | 0 | 2 | 2 |
| 80823 | Lymphoepithelial carcinoma | 0 | 1 | 1 |
| 80903 | Basal cell carcinoma, NOS (C44._) | 0 | 1 | 1 |
| 85423 | Paget's disease, extramammary (except Paget's disease of bone) | 0 | 3 | 3 |
| 87203 | Malignant melanoma, NOS | 0 | 1 | 1 |
| C52 | MALIGNANT NEOPLASM OF VAGINA | 0 | 8 | 8 |
| 80003 | Neoplasm, malignant (No histological proof) | 0 | 2 | 2 |
| 80103 | Carcinoma, NOS | 0 | 1 | 1 |
| 80703 | Squamous cell carcinoma, NOS | 0 | 1 | 1 |
| 80723 | Squamous cell carcinoma, large cell, nonkeratinizing, NOS | 0 | 1 | 1 |
| 83103 | Clear cell adenocarcinoma, NOS | 0 | 1 | 1 |
| 87203 | Malignant melanoma, NOS | 0 | 2 | 2 |

TABLE VI : PATHOLOGY ACCORDING TO SITE (cont.)

| | | No. of Cases | | |
|----------------|---|--------------|------------|------------|
| | | MALE | FEMALE | TOTAL |
| C53 | MALIGNANT NEOPLASM OF CERVIX | 0 | 199 | 199 |
| | 80103 Carcinoma, NOS | 0 | 4 | 4 |
| | 80323 Spindle cell carcinoma, NOS | 0 | 1 | 1 |
| | 80413 Small cell carcinoma, NOS | 0 | 2 | 2 |
| | 80453 Combined small cell carcinoma | 0 | 2 | 2 |
| | 80523 Papillary squamous cell carcinoma | 0 | 1 | 1 |
| | 80703 Squamous cell carcinoma, NOS | 0 | 99 | 99 |
| | 80713 Squamous cell carcinoma, keratinizing, NOS | 0 | 6 | 6 |
| | 80723 Squamous cell carcinoma, large cell, nonkeratinizing, NOS | 0 | 17 | 17 |
| | 80763 Squamous cell carcinoma, microinvasive | 0 | 2 | 2 |
| | 81403 Adenocarcinoma, NOS | 0 | 42 | 42 |
| | 83233 Mixed cell adenocarcinoma | 0 | 2 | 2 |
| | 83803 Endometrioid adenocarcinoma, NOS | 0 | 3 | 3 |
| | 83843 Adenocarcinoma, endocervical type | 0 | 7 | 7 |
| | 84803 Mucinous adenocarcinoma | 0 | 3 | 3 |
| | 85603 Adenosquamous carcinoma | 0 | 6 | 6 |
| | 88053 Undifferentiated sarcoma | 0 | 1 | 1 |
| | 89803 Carcinosarcoma, NOS | 0 | 1 | 1 |
| C54-C55 | MALIGNANT NEOPLASM OF CORPUS UTERI AND UTERUS PART UNSPECIFIED | 0 | 222 | 222 |
| | 80003 Neoplasm, malignant (No histological proof) | 0 | 2 | 2 |
| | 80103 Carcinoma, NOS | 0 | 2 | 2 |
| | 80203 Carcinoma, undifferentiated, NOS | 0 | 1 | 1 |
| | 80333 Pseudosarcomatous carcinoma | 0 | 1 | 1 |
| | 80713 Squamous cell carcinoma, keratinizing, NOS | 0 | 1 | 1 |
| | 81403 Adenocarcinoma, NOS | 0 | 6 | 6 |
| | 83103 Clear cell adenocarcinoma, NOS | 0 | 2 | 2 |
| | 83233 Mixed cell adenocarcinoma | 0 | 21 | 21 |
| | 83803 Endometrioid adenocarcinoma, NOS | 0 | 151 | 151 |
| | 84413 Serous cystadenocarcinoma, NOS (C56.9) | 0 | 13 | 13 |
| | 84613 Serous surface papillary carcinoma (C56.9) | 0 | 2 | 2 |
| | 85703 Adenocarcinoma with squamous metaplasia | 0 | 2 | 2 |
| | 88003 Sarcoma, NOS | 0 | 2 | 2 |
| | 88013 Spindle cell sarcoma | 0 | 2 | 2 |
| | 88903 Leiomyosarcoma, NOS | 0 | 6 | 6 |
| | 89003 Rhabdomyosarcoma, NOS | 0 | 1 | 1 |
| | 89803 Carcinosarcoma, NOS | 0 | 7 | 7 |

TABLE VI : PATHOLOGY ACCORDING TO SITE (cont.)

| | | No. of Cases | | |
|------------|--|--------------|------------|------------|
| | | MALE | FEMALE | TOTAL |
| C56 | MALIGNANT NEOPLASM OF OVARY | 0 | 149 | 149 |
| 80003 | Neoplasm, malignant (No histological proof) | 0 | 8 | 8 |
| 80103 | Carcinoma, NOS | 0 | 7 | 7 |
| 80203 | Carcinoma, undifferentiated, NOS | 0 | 1 | 1 |
| 80703 | Squamous cell carcinoma, NOS | 0 | 3 | 3 |
| 81403 | Adenocarcinoma, NOS | 0 | 13 | 13 |
| 82403 | Carcinoid tumor, NOS | 0 | 1 | 1 |
| 83103 | Clear cell adenocarcinoma, NOS | 0 | 33 | 33 |
| 83233 | Mixed cell adenocarcinoma | 0 | 5 | 5 |
| 83803 | Endometrioid adenocarcinoma, NOS | 0 | 11 | 11 |
| 84413 | Serous cystadenocarcinoma, NOS (C56.9) | 0 | 23 | 23 |
| 84613 | Serous surface papillary carcinoma (C56.9) | 0 | 20 | 20 |
| 84721 | Mucinous cystic tumor of borderline malignancy (C56.9) | 0 | 1 | 1 |
| 84803 | Mucinous adenocarcinoma | 0 | 9 | 9 |
| 86203 | Granulosa cell tumor, malignant (C56.9) | 0 | 4 | 4 |
| 89803 | Carcinosarcoma, NOS | 0 | 1 | 1 |
| 90603 | Dysgerminoma | 0 | 1 | 1 |
| 90643 | Germinoma | 0 | 1 | 1 |
| 90713 | Yolk sac tumor | 0 | 2 | 2 |
| 90803 | Teratoma, malignant, NOS | 0 | 2 | 2 |
| 90853 | Mixed germ cell tumor | 0 | 2 | 2 |
| 96803 | Malignant lymphoma, large B-cell, diffuse, NOS | 0 | 1 | 1 |
| C57 | OTHER AND UNSPECIFIED FEMALE GENITAL ORGANS | 0 | 6 | 6 |
| 80003 | Neoplasm, malignant (No histological proof) | 0 | 1 | 1 |
| 81203 | Transitional cell carcinoma, NOS | 0 | 1 | 1 |
| 83803 | Endometrioid adenocarcinoma, NOS | 0 | 1 | 1 |
| 84413 | Serous cystadenocarcinoma, NOS (C56.9) | 0 | 2 | 2 |
| 84613 | Serous surface papillary carcinoma (C56.9) | 0 | 1 | 1 |
| C58 | MALIGNANT NEOPLASM OF PLACENTA | 0 | 7 | 7 |
| 91003 | Choriocarcinoma, NOS | 0 | 7 | 7 |
| C60 | MALIGNANT NEOPLASM OF PENIS | 7 | 0 | 7 |
| 80703 | Squamous cell carcinoma, NOS | 6 | 0 | 6 |
| 85423 | Paget's disease, extramammary (except Paget's disease of bone) | 1 | 0 | 1 |
| C61 | MALIGNANT NEOPLASM OF PROSTATE | 502 | 0 | 502 |
| 80003 | Neoplasm, malignant (No histological proof) | 9 | 0 | 9 |
| 80103 | Carcinoma, NOS | 2 | 0 | 2 |
| 81403 | Adenocarcinoma, NOS | 482 | 0 | 482 |
| 85003 | Infiltrating duct carcinoma, NOS (C50..) | 9 | 0 | 9 |

TABLE VI : PATHOLOGY ACCORDING TO SITE (cont.)

| | | No. of Cases | | |
|------------|---|--------------|-----------|------------|
| | | MALE | FEMALE | TOTAL |
| C62 | MALIGNANT NEOPLASM OF TESTIS | 12 | 0 | 12 |
| | 89003 Rhabdomyosarcoma, NOS | 1 | 0 | 1 |
| | 90613 Seminoma, NOS (C62._) | 1 | 0 | 1 |
| | 90643 Germinoma | 1 | 0 | 1 |
| | 90703 Embryonal carcinoma, NOS | 1 | 0 | 1 |
| | 90713 Yolk sac tumor | 1 | 0 | 1 |
| | 90853 Mixed germ cell tumor | 6 | 0 | 6 |
| | 97193 NK/T-cell lymphoma, nasal and nasal-type | 1 | 0 | 1 |
| C63 | MALIGNANT NEOPLASM OF OTHER AND UNSPECIFIED MALE GENITAL ORGAN | 2 | 0 | 2 |
| | 80703 Squamous cell carcinoma, NOS | 1 | 0 | 1 |
| | 88503 Liposarcoma, NOS | 1 | 0 | 1 |
| C64 | MALIGNANT NEOPLASM OF KIDNEY | 78 | 54 | 132 |
| | 80003 Neoplasm, malignant (No histological proof) | 1 | 0 | 1 |
| | 80333 Pseudosarcomatous carcinoma | 0 | 1 | 1 |
| | 81203 Transitional cell carcinoma, NOS | 2 | 5 | 7 |
| | 81303 Papillary transitional cell carcinoma (C67._) | 2 | 0 | 2 |
| | 82603 Papillary adenocarcinoma, NOS | 5 | 1 | 6 |
| | 83103 Clear cell adenocarcinoma, NOS | 43 | 22 | 65 |
| | 83113 Hypernephroid tumor, Malignant | 1 | 0 | 1 |
| | 83123 Renal cell carcinoma, NOS (C64.9) | 18 | 13 | 31 |
| | 83163 Cyst-associated renal cell carcinoma (C64.9) | 0 | 2 | 2 |
| | 83173 Renal cell carcinoma, chromophobe type (C64.9) | 2 | 3 | 5 |
| | 85603 Adenosquamous carcinoma | 1 | 0 | 1 |
| | 89603 Nephroblastome, NOS (C64.9) | 3 | 4 | 7 |
| | 95003 Neuroblastoma, NOS | 0 | 1 | 1 |
| | 96803 Malignant lymphoma, large B-cell, diffuse, NOS | 0 | 2 | 2 |
| C65 | MALIGNANT NEOPLASM OF RENAL PELVIS | 8 | 5 | 13 |
| | 80003 Neoplasm, malignant (No histological proof) | 0 | 1 | 1 |
| | 80703 Squamous cell carcinoma, NOS | 1 | 0 | 1 |
| | 81203 Transitional cell carcinoma, NOS | 4 | 3 | 7 |
| | 81303 Papillary transitional cell carcinoma (C67._) | 3 | 1 | 4 |
| C66 | MALIGNANT NEOPLASM OF URETER | 14 | 8 | 22 |
| | 80103 Carcinoma, NOS | 1 | 0 | 1 |
| | 81203 Transitional cell carcinoma, NOS | 5 | 1 | 6 |
| | 81303 Papillary transitional cell carcinoma (C67._) | 8 | 7 | 15 |

TABLE VI : PATHOLOGY ACCORDING TO SITE (cont.)

| | | No. of Cases | | |
|----------------|--|--------------|-----------|------------|
| | | MALE | FEMALE | TOTAL |
| C67-C68 | MALIGNANT NEOPLASM OF BLADDER AND OF OTHER AND UNSPECIFIED PART OF URINARY ORGANS | 89 | 36 | 125 |
| 80103 | Carcinoma, NOS | 1 | 2 | 3 |
| 80703 | Squamous cell carcinoma, NOS | 2 | 0 | 2 |
| 81203 | Transitional cell carcinoma, NOS | 39 | 15 | 54 |
| 81223 | Transitional cell carcinoma, spindle cell | 1 | 0 | 1 |
| 81303 | Papillary transitional cell carcinoma (C67._) | 41 | 16 | 57 |
| 81403 | Adenocarcinoma, NOS | 2 | 2 | 4 |
| 84903 | Signet ring cell carcinoma | 1 | 0 | 1 |
| 89103 | Embryonal rhabdomyosarcoma, NOS | 1 | 0 | 1 |
| 89633 | Malignant rhabdoid tumor | 0 | 1 | 1 |
| 96803 | Malignant lymphoma, large B-cell, diffuse, NOS | 1 | 0 | 1 |
| C69 | MALIGNANT NEOPLASM OF EYE AND ADNEXA | 18 | 17 | 35 |
| 80003 | Neoplasm, malignant (No histological proof) | 1 | 0 | 1 |
| 80703 | Squamous cell carcinoma, NOS | 1 | 3 | 4 |
| 87203 | Malignant melanoma, NOS | 1 | 1 | 2 |
| 87213 | Nodular melanoma (C44._) | 0 | 1 | 1 |
| 88023 | Giant cell sarcoma (except of Bone M-9250/3) | 1 | 0 | 1 |
| 88113 | Fibromyxosarcoma | 0 | 1 | 1 |
| 89123 | Spindle cell rhabdomyosarcoma | 1 | 0 | 1 |
| 95003 | Neuroblastoma, NOS | 0 | 1 | 1 |
| 95103 | Retinoblastoma, NOS (C69.2) | 2 | 0 | 2 |
| 95113 | Retinoblastoma, differentiated (C69.2) | 3 | 3 | 6 |
| 96733 | Mantle cell lymphoma | 1 | 1 | 2 |
| 96803 | Malignant lymphoma, large B-cell, diffuse, NOS | 2 | 3 | 5 |
| 96993 | Marginal zone B-cell lymphoma, NOS | 4 | 2 | 6 |
| 97023 | Mature T-cell lymphoma, NOS | 1 | 0 | 1 |
| 97123 | Intravascular large B-cell lymphoma | 0 | 1 | 1 |
| C70 | MALIGNANT NEOPLASM OF MEMINGES | 1 | 0 | 1 |
| 96803 | Malignant lymphoma, large B-cell, diffuse, NOS | 1 | 0 | 1 |
| C71 | MALIGNANT NEOPLASM OF BRAIN | 41 | 36 | 77 |
| 80003 | Neoplasm, malignant (No histological proof) | 1 | 1 | 2 |
| 90643 | Germinoma | 3 | 1 | 4 |
| 91003 | Choriocarcinoma, NOS | 0 | 1 | 1 |
| 92603 | Ewing sarcoma | 1 | 0 | 1 |
| 93803 | Glioma, malignant (C71._) | 3 | 1 | 4 |
| 93823 | Mixed glioma (C71._) | 0 | 1 | 1 |
| 93923 | Ependymoma, anaplastic (C71._) | 1 | 1 | 2 |
| 94003 | Astrocytoma, NOS (C71._) | 3 | 3 | 6 |
| 94013 | Astrocytoma, anaplastic (C71._) | 0 | 1 | 1 |
| 94213 | Pilocytic astrocytoma (C71._) | 1 | 0 | 1 |
| 94403 | Glioblastoma, NOS (C71._) | 17 | 6 | 23 |
| 94453 | Glioblastoma, IDH?mutant (C71._) | 0 | 1 | 1 |
| 94503 | Oligodendroglioma, NOS (C71._) | 1 | 2 | 3 |

TABLE VI : PATHOLOGY ACCORDING TO SITE (cont.)

| | | No. of Cases | | |
|------------|---|--------------|------------|------------|
| | | MALE | FEMALE | TOTAL |
| C71 | MALIGNANT NEOPLASM OF BRAIN (cont.) | | | |
| 94513 | Oligodendroglioma, anaplastic (C71.6) | 2 | 1 | 3 |
| 94703 | Medulloblastoma, NOS (C71.6) | 4 | 1 | 5 |
| 95083 | Embryonal tumor with rhabdoid features (C71.6) | 0 | 1 | 1 |
| 96803 | Malignant lymphoma, large B-cell, diffuse, NOS | 4 | 14 | 18 |
| C72 | MALIGNANT NEOPLASM OF SPINAL CORD, CRANIAL | 4 | 1 | 5 |
| 93713 | Chondroid chordoma | 1 | 0 | 1 |
| 93913 | Ependymoma, NOS (C71.6) | 0 | 1 | 1 |
| 94213 | Pilocytic astrocytoma (C71.6) | 1 | 0 | 1 |
| 96803 | Malignant lymphoma, large B-cell, diffuse, NOS | 1 | 0 | 1 |
| 96953 | Follicular lymphoma, grade 1 | 1 | 0 | 1 |
| C73 | MALIGNANT NEOPLASM OF THYROID | 63 | 265 | 328 |
| 80003 | Neoplasm, malignant (No histological proof) | 0 | 1 | 1 |
| 80103 | Carcinoma, NOS | 1 | 2 | 3 |
| 80213 | Carcinoma, anaplastic, NOS | 1 | 4 | 5 |
| 80703 | Squamous cell carcinoma, NOS | 1 | 0 | 1 |
| 82603 | Papillary adenocarcinoma, NOS | 40 | 162 | 202 |
| 82903 | Oxyphilic adenocarcinoma | 0 | 4 | 4 |
| 83303 | Follicular adenocarcinoma, NOS (C73.9) | 5 | 17 | 22 |
| 83353 | Follicular carcinoma, minimally invasive (C73.9) | 1 | 11 | 12 |
| 83393 | Follicular thyroid carcinoma (FTC), encapsulated angioinvasive (C73.9) | 1 | 2 | 3 |
| 83403 | Papillary carcinoma, follicular variant (C73.9) | 5 | 18 | 23 |
| 83413 | Papillary microcarcinoma (C73.9) | 4 | 34 | 38 |
| 83433 | Papillary carcinoma, encapsulated (C73.9) | 0 | 5 | 5 |
| 83453 | Medullary carcinoma with amyloid stroma (C73.9) | 2 | 2 | 4 |
| 84303 | Mucoepidermoid carcinoma | 0 | 1 | 1 |
| 85603 | Adenosquamous carcinoma | 0 | 1 | 1 |
| 96803 | Malignant lymphoma, large B-cell, diffuse, NOS | 1 | 0 | 1 |
| 96993 | Marginal zone B-cell lymphoma, NOS | 1 | 1 | 2 |
| C74 | MALIGNANT NEOPLASM OF ADRENAL GLAND | 5 | 5 | 10 |
| 80003 | Neoplasm, malignant (No histological proof) | 1 | 0 | 1 |
| 83703 | Adrenal cortical carcinoma (C74.0) | 0 | 3 | 3 |
| 87003 | Pheochromocytoma, malignant (C74.1) | 1 | 0 | 1 |
| 95003 | Neuroblastoma, NOS | 3 | 1 | 4 |
| 96803 | Malignant lymphoma, large B-cell, diffuse, NOS | 0 | 1 | 1 |
| C75 | MALIGNANT NEOPLASM OF OTHER ENDOCRINE GLANDS AND RELATE STRUCTURES | 6 | 2 | 8 |
| 90643 | Germinoma | 3 | 0 | 3 |
| 90853 | Mixed germ cell tumor | 2 | 0 | 2 |
| 93623 | Pineoblastoma (C75.3) | 1 | 0 | 1 |
| 93703 | Chordoma, NOS | 0 | 1 | 1 |
| 93803 | Glioma, malignant (C71.6) | 0 | 1 | 1 |

TABLE VI : PATHOLOGY ACCORDING TO SITE (cont.)

| | | No. of Cases | | |
|----------------|---|--------------|-----------|------------|
| | | MALE | FEMALE | TOTAL |
| C76,C80 | MALIGNANT NEOPLASM WITHOUT SPECIFIED SITE AND METASTATIC MALIGNANCY IN VARIOUS SITES | 46 | 49 | 95 |
| 80003 | Neoplasm, malignant (No histological proof) | 9 | 15 | 24 |
| 80103 | Carcinoma, NOS | 7 | 7 | 14 |
| 80123 | Large cell carcinoma, NOS | 2 | 2 | 4 |
| 80213 | Carcinoma, anaplastic, NOS | 0 | 1 | 1 |
| 80413 | Small cell carcinoma, NOS | 1 | 1 | 2 |
| 80513 | Verrucous carcinoma, NOS | 1 | 0 | 1 |
| 80703 | Squamous cell carcinoma, NOS | 10 | 1 | 11 |
| 80723 | Squamous cell carcinoma, large cell, nonkeratinizing, NOS | 1 | 0 | 1 |
| 81403 | Adenocarcinoma, NOS | 12 | 13 | 25 |
| 81633 | Pancreatobiliary-type carcinoma | 1 | 0 | 1 |
| 82403 | Carcinoid tumor, NOS | 1 | 2 | 3 |
| 82463 | Neuroendocrine carcinoma, NOS | 0 | 1 | 1 |
| 82603 | Papillary adenocarcinoma, NOS | 0 | 1 | 1 |
| 83703 | Adrenal cortical carcinoma (C74.0) | 0 | 1 | 1 |
| 84303 | Mucoepidermoid carcinoma | 0 | 1 | 1 |
| 89361 | Gastrointestinal stromal tumor, NOS | 0 | 1 | 1 |
| 95003 | Neuroblastoma, NOS | 0 | 1 | 1 |
| 96803 | Malignant lymphoma, large B-cell, diffuse, NOS | 0 | 1 | 1 |
| 96873 | Burkitt lymphoma, NOS | 1 | 0 | 1 |
| C77 | MALIGNANT LYMPHOMAS | 81 | 69 | 150 |
| 80103 | Carcinoma, NOS | 1 | 0 | 1 |
| 91403 | Kaposi sarcoma | 1 | 0 | 1 |
| 95003 | Neuroblastoma, NOS | 0 | 1 | 1 |
| 95913 | Malignant lymphoma, non-Hodgkin, NOS | 2 | 3 | 5 |
| 95963 | Composite Hodgkin and non-Hodgkin lymphoma | 1 | 0 | 1 |
| 96503 | Hodgkin lymphoma, NOS | 2 | 5 | 7 |
| 96523 | Hodgkin lymphoma, mixed cellularity, NOS | 0 | 2 | 2 |
| 96633 | Hodgkin lymphoma, nodular sclerosis, NOS | 3 | 4 | 7 |
| 96653 | Hodgkin lymphoma, nodular sclerosis, grade 1 | 0 | 1 | 1 |
| 96673 | Hodgkin lymphoma, nodular sclerosis, grade 2 | 0 | 1 | 1 |
| 96733 | Mantle cell lymphoma | 5 | 0 | 5 |
| 96803 | Malignant lymphoma, large B-cell, diffuse, NOS | 40 | 35 | 75 |
| 96873 | Burkitt lymphoma, NOS | 3 | 0 | 3 |
| 96903 | Follicular lymphoma, NOS | 6 | 4 | 10 |
| 96953 | Follicular lymphoma, grade 1 | 3 | 2 | 5 |
| 96983 | Follicular lymphoma, grade 3 | 1 | 3 | 4 |
| 96993 | Marginal zone B-cell lymphoma, NOS | 4 | 3 | 7 |
| 97023 | Mature T-cell lymphoma, NOS | 2 | 1 | 3 |
| 97053 | Angioimmunoblastic T-cell lymphoma | 3 | 2 | 5 |

TABLE VI : PATHOLOGY ACCORDING TO SITE (cont.)

| | | No. of Cases | | |
|-------------|---|--------------|----------|----------|
| | | MALE | FEMALE | TOTAL |
| C77 | MALIGNANT LYMPHOMAS (cont.) | | | |
| 97193 | NK/T-cell lymphoma, nasal and nasal-type | 1 | 0 | 1 |
| 97513 | Langerhans cell histiocytosis | 0 | 1 | 1 |
| 98233 | B-cell chronic lymphocytic leukemia/small lymphocytic lymphoma | 2 | 1 | 3 |
| 98373 | Precursor T-cell lymphoblastic leukemia | 1 | 0 | 1 |
| Z850 | PERSONAL HISTORY OF MALIGNANT NEOPLASM OF DIGESTIVE ORGANS | 3 | 0 | 3 |
| 80003 | Neoplasm, malignant (No histological proof) | 1 | 0 | 1 |
| 81403 | Adenocarcinoma, NOS | 2 | 0 | 2 |
| Z851 | PERSONAL HISTORY OF MALIGNANT NEOPLASM OF TRACHEA, BRONCHUS AND LUNG | 2 | 2 | 4 |
| 80003 | Neoplasm, malignant (No histological proof) | 1 | 2 | 3 |
| 80413 | Small cell carcinoma, NOS | 1 | 0 | 1 |
| Z853 | PERSONAL HISTORY OF MALIGNANT NEOPLASM OF BREAST | 0 | 3 | 3 |
| 80003 | Neoplasm, malignant (No histological proof) | 0 | 2 | 2 |
| 85003 | Infiltrating duct carcinoma, NOS (C50_) | 0 | 1 | 1 |
| Z858 | PERSONAL HISTORY OF MALIGNANT NEOPLASM OF OTHER ORGANS AND SYSTEMS | 1 | 0 | 1 |
| 80703 | Squamous cell carcinoma, NOS | 1 | 0 | 1 |

TABLE VII: PRIMARY SITE IN CHILDHOOD BY AGE GROUP

| CODE | | AGE GROUP | | | | | | | | |
|--------------|--------------------------------|--------------|-----------|-----------|-----------|-----------|-----------|-----------|-----------|-----------|
| | | No. of cases | | | 0 - 4 | | 5 - 10 | | 10 - 15 | |
| | | TOTAL | M | F | M | F | M | F | M | F |
| TOTAL | | 109 | 53 | 56 | 21 | 14 | 13 | 18 | 19 | 24 |
| C11,C30-C32 | EAR, NOSE, THROAT | 1 | 0 | 1 | 0 | 0 | 0 | 0 | 0 | 1 |
| C22-C25 | LIVER | 1 | 1 | 0 | 0 | 0 | 1 | 0 | 0 | 0 |
| C33-C39 | LUNG | 1 | 1 | 0 | 0 | 0 | 0 | 0 | 1 | 0 |
| C38 | HEART, MEDIASTINUM, AND PLEURA | 4 | 3 | 1 | 3 | 0 | 0 | 1 | 0 | 0 |
| C40-C41,C49 | BONE | 5 | 3 | 2 | 0 | 1 | 1 | 0 | 2 | 1 |
| C42 | HEMATOPOIETIC | 18 | 8 | 10 | 4 | 3 | 1 | 2 | 3 | 5 |
| C44 | SKIN | 26 | 14 | 12 | 6 | 3 | 4 | 5 | 4 | 4 |
| C48 | RETROPERITONEUM AND PERITONEUM | 3 | 2 | 1 | 1 | 0 | 0 | 1 | 1 | 0 |
| C50 | BREAST | 4 | 1 | 3 | 0 | 1 | 1 | 0 | 0 | 2 |
| C56 | OVARY | 2 | 0 | 2 | 0 | 0 | 0 | 0 | 0 | 2 |
| C60,C62-C63 | MALE GENITAL ORGANS | 2 | 2 | 0 | 1 | 0 | 0 | 0 | 1 | 0 |
| C64-C68 | URO | 10 | 4 | 6 | 3 | 4 | 0 | 2 | 1 | 0 |
| C69 | EYE | 11 | 7 | 4 | 5 | 3 | 0 | 1 | 2 | 0 |
| C70-C72 | NEURO | 9 | 4 | 5 | 1 | 2 | 1 | 1 | 2 | 2 |
| C73-C75 | THYROID | 11 | 6 | 5 | 3 | 0 | 2 | 0 | 1 | 5 |
| C77 | LYMPH NODES | 2 | 1 | 1 | 0 | 0 | 0 | 1 | 1 | 0 |
| | | 5 | 0 | 5 | 0 | 2 | 0 | 1 | 0 | 2 |

TABLE VIII : LYMPHOMA PATHOLOGY ACCORDING TO SITE

| CODE | SITE | No. of Cases | | |
|-------------|--|--------------|------------|------------|
| | | MALE | FEMALE | TOTAL |
| | NODAL LYMPHOMA AND EXTRANODAL LYMPHOMA | 182 | 151 | 333 |
| | NODAL LYMPHOMA | 76 | 66 | 142 |
| C770 | Lymph Nodes: HeadFaceNeck | 42 | 44 | 86 |
| | 95913 Malignant lymphoma, non-Hodgkin, NOS | 2 | 1 | 3 |
| | 96503 Hodgkin lymphoma, NOS | 1 | 3 | 4 |
| | 96523 Hodgkin lymphoma, mixed cellularity, NOS | 0 | 2 | 2 |
| | 96633 Hodgkin lymphoma, nodular sclerosis, NOS | 3 | 4 | 7 |
| | 96653 Hodgkin lymphoma, nodular sclerosis, grade 1 | 0 | 1 | 1 |
| | 96673 Hodgkin lymphoma, nodular sclerosis, grade 2 | 0 | 1 | 1 |
| | 96733 Mantle cell lymphoma | 3 | 0 | 3 |
| | 96803 Malignant lymphoma, large B-cell, diffuse, NOS | 26 | 22 | 48 |
| | 96873 Burkitt lymphoma, NOS | 1 | 0 | 1 |
| | 96903 Follicular lymphoma, NOS | 1 | 2 | 3 |
| | 96953 Follicular lymphoma, grade 1 | 0 | 2 | 2 |
| | 96983 Follicular lymphoma, grade 3 | 1 | 3 | 4 |
| | 96993 Marginal zone B-cell lymphoma, NOS | 2 | 2 | 4 |
| | 97023 Mature T-cell lymphoma, NOS | 1 | 0 | 1 |
| | 97053 Angioimmunoblastic T-cell lymphoma | 1 | 1 | 2 |
| C771 | Intrathoracic Lymph Nodes | 2 | 1 | 3 |
| | 96503 Hodgkin lymphoma, NOS | 1 | 0 | 1 |
| | 96903 Follicular lymphoma, NOS | 1 | 0 | 1 |
| | 96993 Marginal zone B-cell lymphoma, NOS | 0 | 1 | 1 |
| C772 | Intra-abdominal LymphNodes | 13 | 4 | 17 |
| | 95913 Malignant lymphoma, non-Hodgkin, NOS | 0 | 1 | 1 |
| | 95963 Composite Hodgkin and non-Hodgkin lymphoma | 1 | 0 | 1 |
| | 96503 Hodgkin lymphoma, NOS | 0 | 1 | 1 |
| | 96733 Mantle cell lymphoma | 1 | 0 | 1 |
| | 96803 Malignant lymphoma, large B-cell, diffuse, NOS | 6 | 2 | 8 |
| | 96903 Follicular lymphoma, NOS | 3 | 0 | 3 |
| | 96953 Follicular lymphoma, grade 1 | 1 | 0 | 1 |
| | 96993 Marginal zone B-cell lymphoma, NOS | 1 | 0 | 1 |
| C773 | Lymph Nodes of axilla or arm | 7 | 9 | 16 |
| | 96803 Malignant lymphoma, large B-cell, diffuse, NOS | 4 | 7 | 11 |
| | 96873 Burkitt lymphoma, NOS | 1 | 0 | 1 |
| | 96903 Follicular lymphoma, NOS | 0 | 1 | 1 |
| | 96953 Follicular lymphoma, grade 1 | 1 | 0 | 1 |
| | 97053 Angioimmunoblastic T-cell lymphoma | 1 | 1 | 2 |

TABLE VIII : LYMPHOMA PATHOLOGY ACCORDING TO SITE (cont.)

| CODE | SITE | No. of Cases | | |
|-------------|--|--------------|----------|-----------|
| | | MALE | FEMALE | TOTAL |
| C774 | Lymph Nodes: Leg | 11 | 5 | 16 |
| | 96733 Mantle cell lymphoma | 1 | 0 | 1 |
| | 96803 Malignant lymphoma, large B-cell, diffuse, NOS | 4 | 4 | 8 |
| | 96873 Burkitt lymphoma, NOS | 1 | 0 | 1 |
| | 96903 Follicular lymphoma, NOS | 1 | 1 | 2 |
| | 96953 Follicular lymphoma, grade 1 | 1 | 0 | 1 |
| | 97023 Mature T-cell lymphoma, NOS | 1 | 0 | 1 |
| | 97053 Angioimmunoblastic T-cell lymphoma | 1 | 0 | 1 |
| | 97193 NK/T-cell lymphoma, nasal and nasal-type | 1 | 0 | 1 |
| C778 | Lymph Nodes: multiple region | 0 | 1 | 1 |
| | 97023 Mature T-cell lymphoma, NOS | 0 | 1 | 1 |
| C779 | Lymph Node NOS | 1 | 2 | 3 |
| | 95913 Malignant lymphoma, non-Hodgkin, NOS | 0 | 1 | 1 |
| | 96503 Hodgkin lymphoma, NOS | 0 | 1 | 1 |
| | 96993 Marginal zone B-cell lymphoma, NOS | 1 | 0 | 1 |

TABLE VIII : LYMPHOMA PATHOLOGY ACCORDING TO SITE (cont.)

| CODE | SITE | No. of Cases | | |
|-------------|--|--------------|-----------|------------|
| | | MALE | FEMALE | TOTAL |
| | EXTRANODAL LYMPHOMA | 106 | 85 | 191 |
| C019 | Tongue: Base NOS | 3 | 1 | 4 |
| | 96803 Malignant lymphoma, large B-cell, diffuse, NOS | 3 | 1 | 4 |
| C029 | Tongue: NOS | 1 | 0 | 1 |
| | 96803 Malignant lymphoma, large B-cell, diffuse, NOS | 1 | 0 | 1 |
| | Hard Palate | 1 | 0 | 1 |
| | 97193 NK/T-cell lymphoma, nasal and nasal-type | 1 | 0 | 1 |
| C079 | Parotid Gland | 1 | 0 | 1 |
| | 96803 Malignant lymphoma, large B-cell, diffuse, NOS | 1 | 0 | 1 |
| C080 | Submandibular Gland | 2 | 0 | 2 |
| | 96503 Hodgkin lymphoma, NOS | 1 | 0 | 1 |
| | 96873 Burkitt lymphoma, NOS | 1 | 0 | 1 |
| C099 | Tonsil NOS | 8 | 3 | 11 |
| | 96733 Mantle cell lymphoma | 1 | 0 | 1 |
| | 96803 Malignant lymphoma, large B-cell, diffuse, NOS | 6 | 3 | 9 |
| | 97023 Mature T-cell lymphoma, NOS | 1 | 0 | 1 |
| C119 | Nasopharynx NOS | 3 | 2 | 5 |
| | 95913 Malignant lymphoma, non-Hodgkin, NOS | 0 | 1 | 1 |
| | 96803 Malignant lymphoma, large B-cell, diffuse, NOS | 2 | 1 | 3 |
| | 97193 NK/T-cell lymphoma, nasal and nasal-type | 1 | 0 | 1 |
| C159 | Esophagus NOS | 1 | 0 | 1 |
| | 96803 Malignant lymphoma, large B-cell, diffuse, NOS | 1 | 0 | 1 |
| C160 | Stomach: Cardia NOS | 0 | 1 | 1 |
| | 96803 Malignant lymphoma, large B-cell, diffuse, NOS | 0 | 1 | 1 |
| C163 | Stomach: Pyl Antrum | 0 | 1 | 1 |
| | 96803 Malignant lymphoma, large B-cell, diffuse, NOS | 0 | 1 | 1 |
| C165 | Stomach: Less Curv | 0 | 1 | 1 |
| | 96803 Malignant lymphoma, large B-cell, diffuse, NOS | 0 | 1 | 1 |
| C166 | Stomach: Great Curv | 0 | 1 | 1 |
| | 96803 Malignant lymphoma, large B-cell, diffuse, NOS | 0 | 1 | 1 |
| C169 | Stomach, NOS | 6 | 2 | 8 |
| | 95903 Malignant lymphoma, NOS | 0 | 1 | 1 |
| | 95913 Malignant lymphoma, non-Hodgkin, NOS | 1 | 0 | 1 |
| | 96803 Malignant lymphoma, large B-cell, diffuse, NOS | 1 | 1 | 2 |
| | 96993 Marginal zone B-cell lymphoma, NOS | 4 | 0 | 4 |

TABLE VIII : LYMPHOMA PATHOLOGY ACCORDING TO SITE (cont.)

| CODE | SITE | No. of Cases | | |
|-------------|---|--------------|----------|-----------|
| | | MALE | FEMALE | TOTAL |
| C170 | Duodenum | 1 | 1 | 2 |
| | 96803 Malignant lymphoma, large B-cell, diffuse, NOS | 1 | 0 | 1 |
| | 96903 Follicular lymphoma, NOS | 0 | 1 | 1 |
| C171 | Jejunum | 0 | 1 | 1 |
| | 96803 Malignant lymphoma, large B-cell, diffuse, NOS | 0 | 1 | 1 |
| C172 | Ileum | 1 | 1 | 2 |
| | 96803 Malignant lymphoma, large B-cell, diffuse, NOS | 1 | 1 | 2 |
| C179 | Small Intestine, NOS | 2 | 0 | 2 |
| | 96803 Malignant lymphoma, large B-cell, diffuse, NOS | 1 | 0 | 1 |
| | 97143 Anaplastic large cell lymphoma, T cell and null cell type | 1 | 0 | 1 |
| C180 | Colon: Caecum | 1 | 0 | 1 |
| | 96873 Burkitt lymphoma, NOS | 1 | 0 | 1 |
| C182 | Colon: Ascending | 0 | 1 | 1 |
| | 96803 Malignant lymphoma, large B-cell, diffuse, NOS | 0 | 1 | 1 |
| C189 | Colon NOS | 1 | 0 | 1 |
| | 96803 Malignant lymphoma, large B-cell, diffuse, NOS | 1 | 0 | 1 |
| C209 | Rectum NOS | 1 | 0 | 1 |
| | 96803 Malignant lymphoma, large B-cell, diffuse, NOS | 1 | 0 | 1 |
| C220 | Liver | 1 | 2 | 3 |
| | 96633 Hodgkin lymphoma, nodular sclerosis, NOS | 0 | 1 | 1 |
| | 96803 Malignant lymphoma, large B-cell, diffuse, NOS | 1 | 1 | 2 |
| C259 | Pancreas NOS | 2 | 0 | 2 |
| | 96803 Malignant lymphoma, large B-cell, diffuse, NOS | 2 | 0 | 2 |
| C300 | Nasal Cavity | 5 | 6 | 11 |
| | 95913 Malignant lymphoma, non-Hodgkin, NOS | 0 | 1 | 1 |
| | 96803 Malignant lymphoma, large B-cell, diffuse, NOS | 2 | 1 | 3 |
| | 97023 Mature T-cell lymphoma, NOS | 1 | 0 | 1 |
| | 97193 NK/T-cell lymphoma, nasal and nasal-type | 2 | 4 | 6 |
| C341 | Lung: Upper Lobe | 2 | 1 | 3 |
| | 96523 Hodgkin lymphoma, mixed cellularity, NOS | 1 | 0 | 1 |
| | 96803 Malignant lymphoma, large B-cell, diffuse, NOS | 1 | 1 | 2 |
| C349 | Lung NOS | 1 | 0 | 1 |
| | 96803 Malignant lymphoma, large B-cell, diffuse, NOS | 1 | 0 | 1 |
| | Heart | 1 | 0 | 1 |
| | 96803 Malignant lymphoma, large B-cell, diffuse, NOS | 1 | 0 | 1 |

TABLE VIII : LYMPHOMA PATHOLOGY ACCORDING TO SITE (cont.)

| CODE | SITE | No. of Cases | | |
|-------------|--|--------------|----------|-----------|
| | | MALE | FEMALE | TOTAL |
| C381 | Mediastinum: Anterior | 6 | 4 | 10 |
| | 96503 Hodgkin lymphoma, NOS | 1 | 0 | 1 |
| | 96633 Hodgkin lymphoma, nodular sclerosis, NOS | 1 | 0 | 1 |
| | 96803 Malignant lymphoma, large B-cell, diffuse, NOS | 3 | 4 | 7 |
| | 97023 Mature T-cell lymphoma, NOS | 1 | 0 | 1 |
| C383 | Mediastinum NOS | 0 | 1 | 1 |
| | 96803 Malignant lymphoma, large B-cell, diffuse, NOS | 0 | 1 | 1 |
| C384 | Pleura NOS | 2 | 2 | 4 |
| | 96733 Mantle cell lymphoma | 1 | 0 | 1 |
| | 96803 Malignant lymphoma, large B-cell, diffuse, NOS | 1 | 2 | 3 |
| C402 | Bone: Lower Long | 0 | 1 | 1 |
| | 96803 Malignant lymphoma, large B-cell, diffuse, NOS | 0 | 1 | 1 |
| C412 | Bone: Vertebral Column | 1 | 2 | 3 |
| | 96803 Malignant lymphoma, large B-cell, diffuse, NOS | 1 | 2 | 3 |
| C421 | Bone Marrow | 14 | 6 | 20 |
| | 96733 Mantle cell lymphoma | 0 | 1 | 1 |
| | 96803 Malignant lymphoma, large B-cell, diffuse, NOS | 2 | 2 | 4 |
| | 96953 Follicular lymphoma, grade 1 | 1 | 0 | 1 |
| | 96993 Marginal zone B-cell lymphoma, NOS | 7 | 2 | 9 |
| | 97023 Mature T-cell lymphoma, NOS | 2 | 1 | 3 |
| | 97123 Intravascular large B-cell lymphoma | 1 | 0 | 1 |
| | 97243 Systemic Epstein Barr virus positive T-cell lymphoproliferative di | 1 | 0 | 1 |
| C422 | Spleen | 1 | 0 | 1 |
| | 96803 Malignant lymphoma, large B-cell, diffuse, NOS | 1 | 0 | 1 |
| C442 | External Ear | 1 | 0 | 1 |
| | 96733 Mantle cell lymphoma | 1 | 0 | 1 |
| C443 | Skin: Cheek ChinFaceForehead | 1 | 2 | 3 |
| | 96993 Marginal zone B-cell lymphoma, NOS | 0 | 1 | 1 |
| | 97093 Cutaneous T-cell lymphoma, NOS (C44._) | 1 | 0 | 1 |
| | 97193 NK/T-cell lymphoma, nasal and nasal-type | 0 | 1 | 1 |
| C445 | Skin of Trunk | 2 | 2 | 4 |
| | 97003 Mycosis fungoides (C44._) | 2 | 1 | 3 |
| | 97083 Subcutaneous panniculitis-like-T-cell lymphoma | 0 | 1 | 1 |
| C446 | Skin of upper limb & shoulder | 2 | 2 | 4 |
| | 97003 Mycosis fungoides (C44._) | 1 | 2 | 3 |
| | 97083 Subcutaneous panniculitis-like-T-cell lymphoma | 1 | 0 | 1 |

TABLE VIII : LYMPHOMA PATHOLOGY ACCORDING TO SITE (cont.)

| CODE | SITE | No. of Cases | | |
|-------------|---|--------------|----------|----------|
| | | MALE | FEMALE | TOTAL |
| C447 | Skin of lower limb and hip | 2 | 2 | 4 |
| | 97003 Mycosis fungoides (C44...) | 0 | 2 | 2 |
| | 97123 Intravascular large B-cell lymphoma | 1 | 0 | 1 |
| | 97273 Precursor cell lymphoblastic lymphoma, NOS | 1 | 0 | 1 |
| C449 | Skin NOS | 1 | 0 | 1 |
| | 97003 Mycosis fungoides (C44...) | 1 | 0 | 1 |
| C480 | Retroperitoneum | 4 | 0 | 4 |
| | 96803 Malignant lymphoma, large B-cell, diffuse, NOS | 2 | 0 | 2 |
| | 96873 Burkitt lymphoma, NOS | 1 | 0 | 1 |
| | 96903 Follicular lymphoma, NOS | 1 | 0 | 1 |
| C481 | Peritoneum: Specified pts | 1 | 0 | 1 |
| | 96803 Malignant lymphoma, large B-cell, diffuse, NOS | 1 | 0 | 1 |
| C493 | Connective: Thorax | 0 | 1 | 1 |
| | 96803 Malignant lymphoma, large B-cell, diffuse, NOS | 0 | 1 | 1 |
| C494 | Connective: Abdomen | 0 | 3 | 3 |
| | 96803 Malignant lymphoma, large B-cell, diffuse, NOS | 0 | 2 | 2 |
| | 97143 Anaplastic large cell lymphoma, T cell and null cell type | 0 | 1 | 1 |
| C496 | Connective: Trunk NOS | 3 | 0 | 3 |
| | 95913 Malignant lymphoma, non-Hodgkin, NOS | 1 | 0 | 1 |
| | 96803 Malignant lymphoma, large B-cell, diffuse, NOS | 1 | 0 | 1 |
| | 97023 Mature T-cell lymphoma, NOS | 1 | 0 | 1 |
| C501 | Central portion of breast | 0 | 2 | 2 |
| | 96803 Malignant lymphoma, large B-cell, diffuse, NOS | 0 | 2 | 2 |
| C503 | Lower-inner quadrant breast | 0 | 1 | 1 |
| | 96803 Malignant lymphoma, large B-cell, diffuse, NOS | 0 | 1 | 1 |
| C509 | Breast NOS | 0 | 2 | 2 |
| | 96803 Malignant lymphoma, large B-cell, diffuse, NOS | 0 | 2 | 2 |
| C569 | Ovary | 0 | 1 | 1 |
| | 96803 Malignant lymphoma, large B-cell, diffuse, NOS | 0 | 1 | 1 |
| C629 | Testis NOS | 1 | 0 | 1 |
| | 97193 NK/T-cell lymphoma, nasal and nasal-type | 1 | 0 | 1 |
| C649 | Kidney NOS | 0 | 2 | 2 |
| | 96803 Malignant lymphoma, large B-cell, diffuse, NOS | 0 | 2 | 2 |
| C679 | Bladder NOS | 1 | 0 | 1 |
| | 96803 Malignant lymphoma, large B-cell, diffuse, NOS | 1 | 0 | 1 |

TABLE VIII : LYMPHOMA PATHOLOGY ACCORDING TO SITE (cont.)

| CODE | SITE | No. of Cases | | |
|-------------|--|--------------|----------|----------|
| | | MALE | FEMALE | TOTAL |
| C690 | Conjunctiva | 1 | 1 | 2 |
| | 96993 Marginal zone B-cell lymphoma, NOS | 1 | 1 | 2 |
| C692 | Retina | 0 | 1 | 1 |
| | 96803 Malignant lymphoma, large B-cell, diffuse, NOS | 0 | 1 | 1 |
| C694 | Ciliary Body | 1 | 2 | 3 |
| | 96803 Malignant lymphoma, large B-cell, diffuse, NOS | 1 | 2 | 3 |
| C695 | Lacrimal Gland | 0 | 2 | 2 |
| | 96733 Mantle cell lymphoma | 0 | 1 | 1 |
| | 96993 Marginal zone B-cell lymphoma, NOS | 0 | 1 | 1 |
| C696 | Orbit NOS | 4 | 0 | 4 |
| | 96733 Mantle cell lymphoma | 1 | 0 | 1 |
| | 96993 Marginal zone B-cell lymphoma, NOS | 2 | 0 | 2 |
| | 97023 Mature T-cell lymphoma, NOS | 1 | 0 | 1 |
| C699 | Eye NOS | 2 | 1 | 3 |
| | 96803 Malignant lymphoma, large B-cell, diffuse, NOS | 1 | 0 | 1 |
| | 96993 Marginal zone B-cell lymphoma, NOS | 1 | 0 | 1 |
| | 97123 Intravascular large B-cell lymphoma | 0 | 1 | 1 |
| C701 | Spinal Meninges | 1 | 0 | 1 |
| | 96803 Malignant lymphoma, large B-cell, diffuse, NOS | 1 | 0 | 1 |
| C710 | Cerebrum | 0 | 3 | 3 |
| | 96803 Malignant lymphoma, large B-cell, diffuse, NOS | 0 | 3 | 3 |
| C711 | Frontal Lobe | 0 | 4 | 4 |
| | 96803 Malignant lymphoma, large B-cell, diffuse, NOS | 0 | 4 | 4 |
| C712 | Temporal Lobe | 1 | 2 | 3 |
| | 96803 Malignant lymphoma, large B-cell, diffuse, NOS | 1 | 2 | 3 |
| C713 | Parietal Lobe | 0 | 1 | 1 |
| | 96803 Malignant lymphoma, large B-cell, diffuse, NOS | 0 | 1 | 1 |
| C715 | Ventricle NOS | 0 | 1 | 1 |
| | 96803 Malignant lymphoma, large B-cell, diffuse, NOS | 0 | 1 | 1 |
| C716 | Cerebellum NOS | 2 | 1 | 3 |
| | 96803 Malignant lymphoma, large B-cell, diffuse, NOS | 2 | 1 | 3 |
| C718 | Brain: Overlap | 0 | 1 | 1 |
| | 96803 Malignant lymphoma, large B-cell, diffuse, NOS | 0 | 1 | 1 |

TABLE VIII : LYMPHOMA PATHOLOGY ACCORDING TO SITE (cont.)

| CODE | SITE | No. of Cases | | |
|-------------|--|--------------|----------|----------|
| | | MALE | FEMALE | TOTAL |
| C719 | Brain NOS | 1 | 1 | 2 |
| | 96803 Malignant lymphoma, large B-cell, diffuse, NOS | 1 | 1 | 2 |
| C729 | Nervous System NOS | 2 | 0 | 2 |
| | 96803 Malignant lymphoma, large B-cell, diffuse, NOS | 1 | 0 | 1 |
| | 96953 Follicular lymphoma, grade 1 | 1 | 0 | 1 |
| C739 | Thyroid Gland | 2 | 1 | 3 |
| | 96803 Malignant lymphoma, large B-cell, diffuse, NOS | 1 | 0 | 1 |
| | 96993 Marginal zone B-cell lymphoma, NOS | 1 | 1 | 2 |
| C749 | Adrenal Gland NOS | 0 | 1 | 1 |
| | 96803 Malignant lymphoma, large B-cell, diffuse, NOS | 0 | 1 | 1 |
| C761 | Thorax NOS | 0 | 1 | 1 |
| | 96803 Malignant lymphoma, large B-cell, diffuse, NOS | 0 | 1 | 1 |
| C762 | Abdomen NOS | 1 | 0 | 1 |
| | 96873 Burkitt lymphoma, NOS | 1 | 0 | 1 |

TABLE IX : MALIGNANT LYMPHOMA BY PATHOLOGY

| CODE | SITE | No. of Cases | | |
|-------|---|--------------|------------|------------|
| | | MALE | FEMALE | TOTAL |
| | GRAND TOTAL | 182 | 151 | 333 |
| | MALIGNANT LYMPHOMA, NOS OR DIFFUSE | 1 | 1 | 2 |
| 95903 | Malignant lymphoma, NOS | 0 | 1 | 1 |
| 95963 | Composite Hodgkin and non-Hodgkin lymphoma | 1 | 0 | 1 |
| | HODGKINS DISEASE | 9 | 14 | 23 |
| 96503 | Hodgkin lymphoma, NOS | 4 | 5 | 9 |
| 96523 | Hodgkin lymphoma, mixed cellularity, NOS | 1 | 2 | 3 |
| 96633 | Hodgkin lymphoma, nodular sclerosis, NOS | 4 | 5 | 9 |
| 96653 | Hodgkin lymphoma, nodular sclerosis, grade 1 | 0 | 1 | 1 |
| 96673 | Hodgkin lymphoma, nodular sclerosis, grade 2 | 0 | 1 | 1 |
| | NON-HODGKINS DISEASE | 172 | 136 | 308 |
| 95913 | Malignant lymphoma, non-Hodgkin, NOS | 4 | 5 | 9 |
| 96733 | Mantle cell lymphoma | 9 | 2 | 11 |
| 96803 | Malignant lymphoma, large B-cell, diffuse, NOS | 90 | 93 | 183 |
| 96873 | Burkitt lymphoma, NOS | 7 | 0 | 7 |
| 96903 | Follicular lymphoma, NOS | 7 | 5 | 12 |
| 96953 | Follicular lymphoma, grade 1 | 5 | 2 | 7 |
| 96983 | Follicular lymphoma, grade 3 | 1 | 3 | 4 |
| 96993 | Marginal zone B-cell lymphoma, NOS | 20 | 9 | 29 |
| 97003 | Mycosis fungoides (C44.~) | 4 | 5 | 9 |
| 97023 | Mature T-cell lymphoma, NOS | 9 | 2 | 11 |
| 97053 | Angioimmunoblastic T-cell lymphoma | 3 | 2 | 5 |
| 97083 | Subcutaneous panniculitis-like-T-cell lymphoma | 1 | 1 | 2 |
| 97093 | Cutaneous T-cell lymphoma, NOS (C44.~) | 1 | 0 | 1 |
| 97123 | Intravascular large B-cell lymphoma | 2 | 1 | 3 |
| 97143 | Anaplastic large cell lymphoma, T cell and null cell type | 1 | 1 | 2 |
| 97193 | NK/T-cell lymphoma, nasal and nasal-type | 6 | 5 | 11 |
| 97243 | Systemic Epstein Barr virus positive T-cell lymphoproliferative disease | 1 | 0 | 1 |
| 97273 | Precursor cell lymphoblastic lymphoma, NOS | 1 | 0 | 1 |

TABLE X : LYMPHOMA INCIDENCE BY AGE GROUP

| AGE | MALE | | FEMALE | | TOTAL | |
|----------------------|------------|---------------|------------|---------------|------------|---------------|
| | n | % | n | % | n | % |
| ALL AGE GROUP | 182 | 100.00 | 151 | 100.00 | 333 | 100.00 |
| 1+ | 1 | 0.55 | 2 | 1.32 | 3 | 0.90 |
| 5+ | 3 | 1.65 | 0 | 0.00 | 3 | 0.90 |
| 10+ | 3 | 1.65 | 1 | 0.66 | 4 | 1.20 |
| 15+ | 1 | 0.55 | 4 | 2.65 | 5 | 1.50 |
| 20+ | 6 | 3.30 | 1 | 0.66 | 7 | 2.10 |
| 25+ | 7 | 3.85 | 6 | 3.97 | 13 | 3.90 |
| 30+ | 5 | 2.75 | 7 | 4.64 | 12 | 3.60 |
| 35+ | 7 | 3.85 | 3 | 1.99 | 10 | 3.00 |
| 40+ | 5 | 2.75 | 8 | 5.30 | 13 | 3.90 |
| 45+ | 11 | 6.04 | 7 | 4.64 | 18 | 5.41 |
| 50+ | 16 | 8.79 | 7 | 4.64 | 23 | 6.91 |
| 55+ | 13 | 7.14 | 20 | 13.25 | 33 | 9.91 |
| 60+ | 21 | 11.54 | 22 | 14.57 | 43 | 12.91 |
| 65+ | 30 | 16.48 | 21 | 13.91 | 51 | 15.32 |
| 70+ | 20 | 10.99 | 16 | 10.60 | 36 | 10.81 |
| 75+ | 19 | 10.44 | 11 | 7.28 | 30 | 9.01 |
| 80+ | 9 | 4.95 | 9 | 5.96 | 18 | 5.41 |
| 85+ | 3 | 1.65 | 3 | 1.99 | 6 | 1.80 |
| 90+ | 2 | 1.10 | 3 | 1.99 | 5 | 1.50 |

FIGURE X.I : LYMPHOMA INCIDENCE BY AGE GROUP

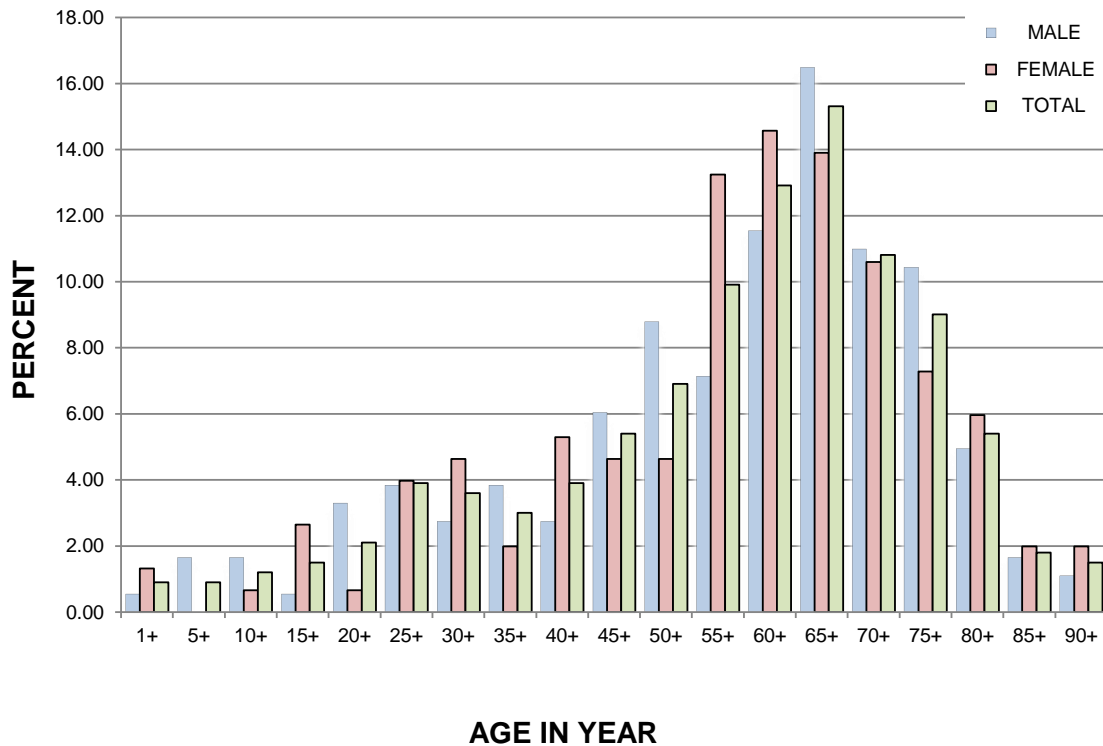


TABLE XI : LEADING CANCER

| SITE | MALE | FEMALE | TOTAL | % |
|------------------|-------------|-------------|-------------|---------------|
| ALL SITES | 3212 | 3769 | 6981 | 100.00 |
| BREAST | 2 | 1077 | 1073 | 15.37 |
| LIVER | 525 | 236 | 761 | 10.90 |
| LOWER GI | 388 | 319 | 703 | 10.07 |
| LUNG | 333 | 266 | 599 | 8.58 |
| PROSTATE | 502 | 0 | 502 | 7.19 |
| THYROID | 74 | 272 | 346 | 4.96 |
| HEMATOPOIETIC | 187 | 152 | 341 | 4.88 |
| URO | 189 | 103 | 292 | 4.18 |
| SKIN | 122 | 142 | 270 | 3.87 |
| GYNE | 0 | 273 | 264 | 3.78 |

FIGURE XI.I : LEADING CANCER

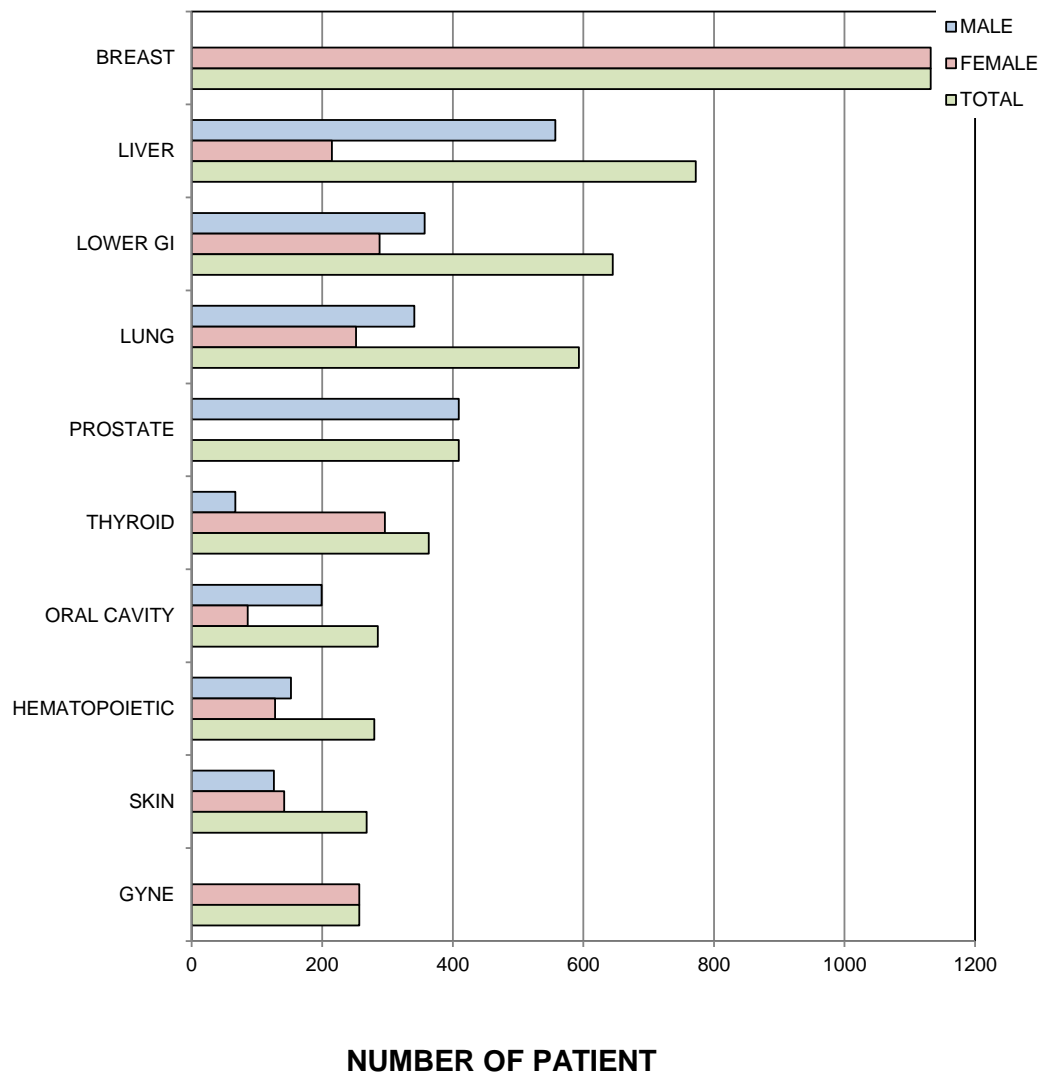


TABLE XII : LEADING CANCER IN MALE

| SITE | MALE | % |
|-------------------|-------------|---------------|
| ALL SITES | 3212 | 100.00 |
| LIVER | 525 | 16.34 |
| PROSTATE | 502 | 15.63 |
| LOWER GI | 388 | 12.08 |
| LUNG | 333 | 10.37 |
| URO | 189 | 5.88 |
| HEMATOPOIETIC | 187 | 5.82 |
| ORAL CAVITY | 182 | 5.67 |
| EAR, NOSE, THROAT | 165 | 5.14 |
| UPPER GI | 123 | 3.83 |
| SKIN | 122 | 3.80 |

FIGURE XII.I : LEADING CANCER IN MALE

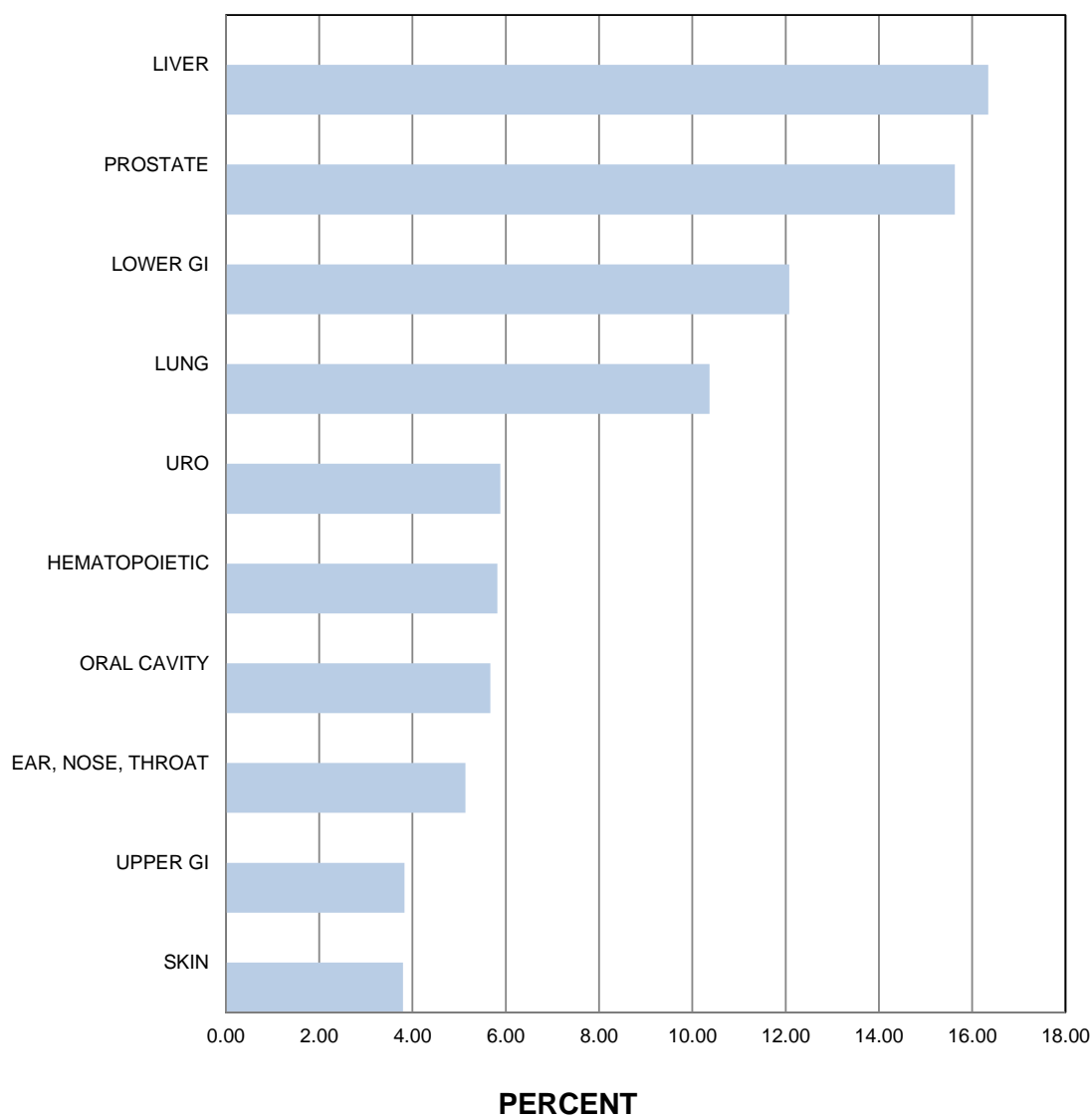


TABLE XIII : LEADING CANCER IN FEMALE

| SITE | FEMALE | % |
|------------------|--------------|---------------|
| ALL SITES | 3,769 | 100.00 |
| BREAST | 1,077 | 28.58 |
| LOWER GI | 319 | 8.46 |
| THYROID | 272 | 7.22 |
| LUNG | 266 | 7.06 |
| GYNE | 273 | 7.24 |
| LIVER | 236 | 6.26 |
| CERVIX | 199 | 5.28 |
| HEMATOPOIETIC | 152 | 4.03 |
| OVARY | 149 | 3.95 |
| SKIN | 142 | 3.77 |

FIGURE XIII.I : LEADING CANCER IN FEMALE

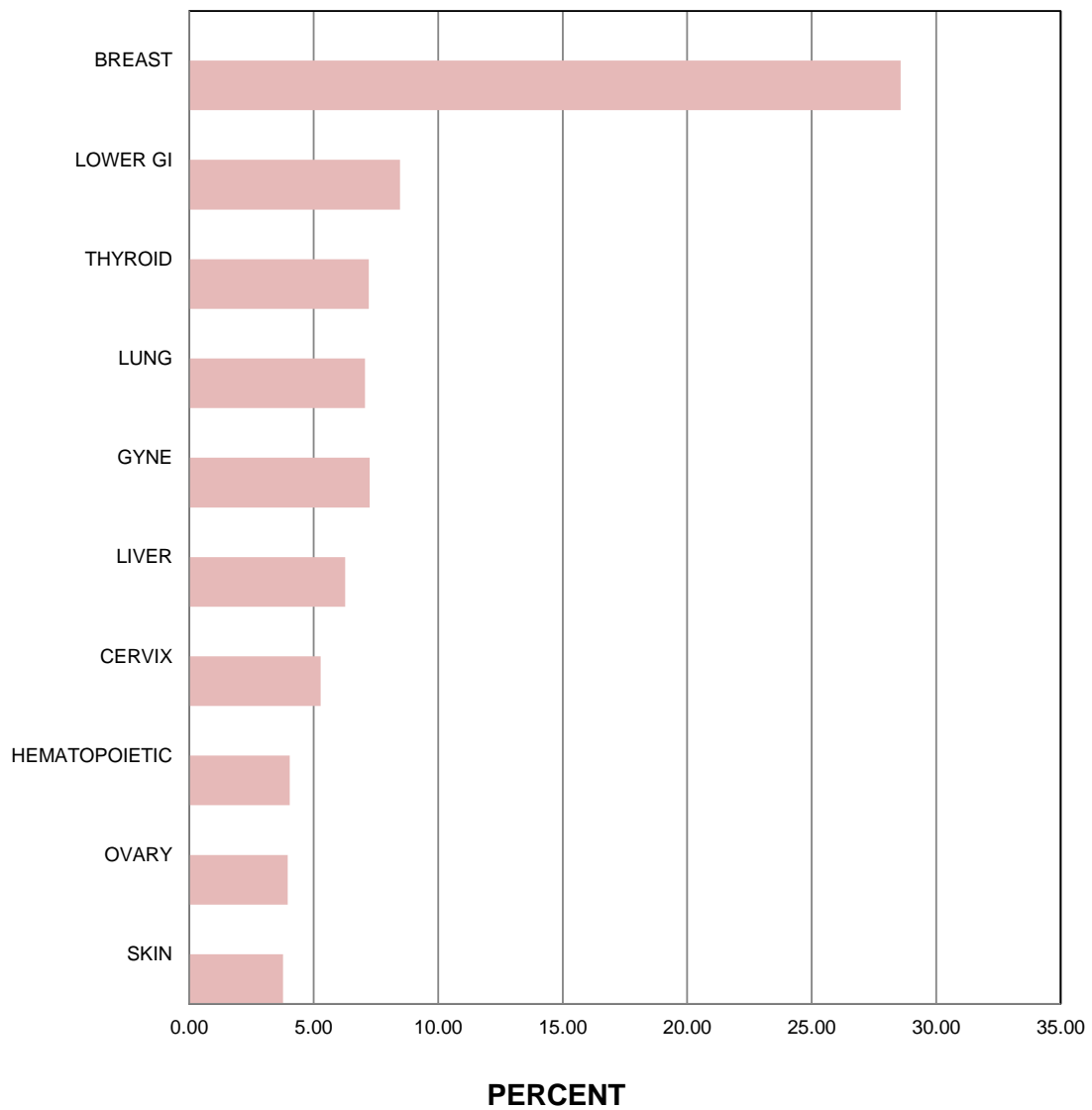
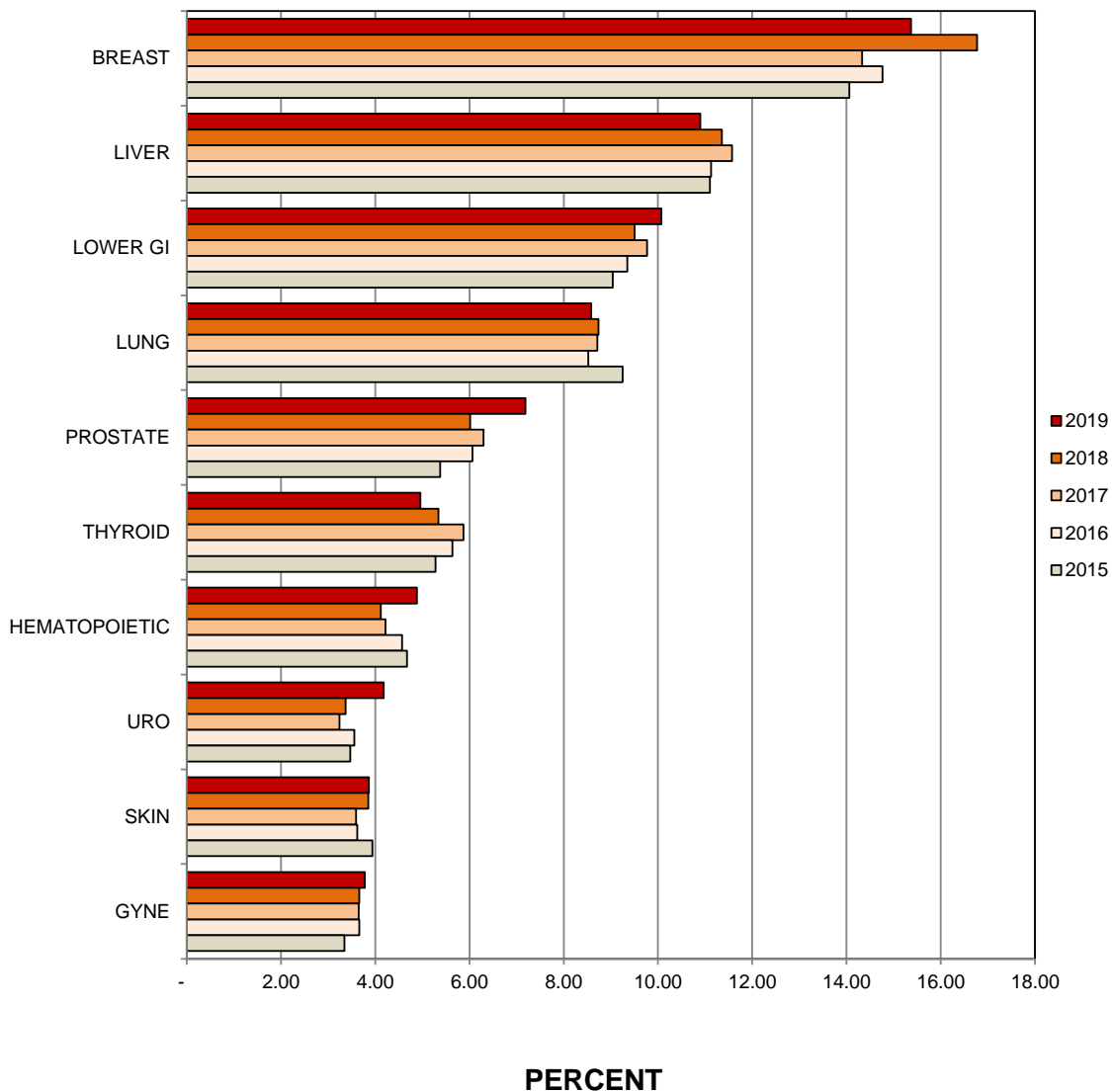


TABLE XIV: 5 YEAR TRENDS OF INCIDENCE (2015 - 2019)

| SITE | 2019 | 2018 | 2017 | 2016 | 2015 |
|--------------------------|--------------|--------------|--------------|--------------|--------------|
| ALL SITES (cases) | 6,981 | 6,797 | 7,069 | 6,632 | 7,082 |
| BREAST | 15.37 | 16.77 | 14.33 | 14.76 | 14.06 |
| LIVER | 10.90 | 11.36 | 11.57 | 11.13 | 11.10 |
| LOWER GI | 10.07 | 9.50 | 9.77 | 9.35 | 9.04 |
| LUNG | 8.58 | 8.74 | 8.71 | 8.52 | 9.25 |
| PROSTATE | 7.19 | 6.02 | 6.30 | 6.06 | 5.38 |
| THYROID | 4.96 | 5.34 | 5.87 | 5.64 | 5.28 |
| HEMATOPOIETIC | 4.88 | 4.12 | 4.22 | 4.57 | 4.67 |
| URO | 4.18 | 3.37 | 3.24 | 3.56 | 3.47 |
| SKIN | 3.87 | 3.85 | 3.59 | 3.62 | 3.94 |
| GYNE | 3.78 | 3.66 | 3.65 | 3.66 | 3.35 |

FIGURE XIV : 5 YEAR TRENDS OF INCIDENCE (2015 - 2019)



THE COMMITTEE OF SIRIRAJ CANCER REGISTRY

| | | | |
|------------|--------------------|-----|--|
| Visit | Vamvanit | MD. | Consultant |
| Pairat | Tepmongkol | MD. | Consultant |
| Cheerasook | Chongkolwatana | MD. | Consultant |
| Adune | Ratanawichitrasin | MD. | Consultant |
| Suwanit | Therasakvichya | MD. | Consultant |
| Vitton | Chinswangwatanakul | MD. | Chairman of the Committee |
| Asada | Methasade | MD. | Vice-Chairman of the Committee |
| Woramin | Rainsuwan | MD. | Lower Gastrointestinal Cancer Group |
| Rapin | Phimolsarnti | MD. | Bone and Soft Tissue Cancer Group |
| Archrob | Khuhapinant | MD. | Hematologic malignancy and Lymphoma Group |
| Paiboon | Sureepong | MD. | Head-Neck Cancer Group |
| Chaiyoung | Nualyoung | MD. | Urology and Male Genital Organ Cancer Group |
| Punnarek | Thongcharoen | MD. | Lung Cancer Group |
| Rungsima | Wanitphakdeedecha | MD. | Skin Cancer Group |
| Mongkol | Laohapensang | MD. | PediatricsCancer Group |
| Supot | Nimanong | MD. | Liver Cancer Group |
| Sith | Sathornsumetee | MD. | Brain Cancer Group |
| Sueb Wong | Chuthapisith | MD. | Breast Cancer Group |
| Cheerasook | Chongklwatana | MD. | Thyroid Cancer Group |
| Apichat | Asavamongkolkul | MD. | Committee |
| Sirirat | Kooptiwoot | MD. | Committee |
| Jamsak | Tscheikuna | MD. | Committee |
| Klebsabai | Sanpakit | MD. | Committee |
| Janjira | Petsusiri | MD. | Committee |
| Nan | Suntornpong | MD. | Committee |
| Charuwan | Akewanlop | MD. | Committee |
| Chanin | Limwongse | MD. | Committee |
| Archrob | Khuhapinant | MD. | Committee |
| Benjapa | Khiewwan | MD. | Committee |
| Ployploon | Phikulsod | MD. | Committee |
| Prapat | Suriyaphol | MD. | Committee |
| Siwanon | Jirawatnotai | MD. | Committee |
| Somponnat | Sampattavanich | MD. | Committee |
| Bhoom | Suktitipat | MD. | Committee |
| Sith | Sathornsumetee | MD. | Committee |
| Krittiya | Korphaisarn | MD. | Committee |
| Thammawat | Parakonthun | MD. | Committee |
| Somsri | Ratanawichitrasin | MD. | Vice-Chairman of the Committee and Secretary |

OFFICE STAFF AND CODERS

| | | | |
|-----------|-----------|-----------|----------------|
| Thanit | Hirankhup | Wararat | Choochan |
| Mattana | Saengta | Kanokporn | Thamapala |
| Siriporn | Timpasert | Cholticha | Songjang |
| Pornphan | Raknoi | Tippawan | Gerd Suriwong |
| Phimpakan | Thepkan | Tanaporn | Chokkit |
| Dolaya | Darachart | Supatee | Karakate |
| Thapanee | Sae-jang | Suthivich | Suthinuntasook |